

**University of Michigan**  
**Report on Federal Awards in Accordance**  
**with the Uniform Guidance**  
**For the Year Ended June 30, 2019**  
**EIN 38-6006309**

# University of Michigan

## Contents

---

### Pages (s)

#### Part I – Financial Information

Report of Independent Auditors .....	1-3
Management’s Discussion and Analysis (Unaudited).....	4-28
Consolidated Financial Statements:	
Consolidated Financial Statements .....	29-32
Notes to Consolidated Financial Statements .....	33-77
Required Supplementary Information (Unaudited).....	78-81
Supplementary Information:	
Schedule of Expenditures of Federal Awards .....	82-167
Notes to Schedule of Expenditures of Federal Awards.....	168-169

#### Part II – Reports on Internal Controls and Compliance

Report of Independent Auditors on Internal Control Over Financial Reporting and on Compliance and Other Matters Based on an Audit of Financial Statements Performed in Accordance with <i>Government Auditing Standards</i> .....	170-171
Report of Independent Auditors on Compliance with Requirements That Could Have a Direct and Material Effect on Each Major Program and on Internal Control Over Compliance in Accordance with the Uniform Guidance .....	172-174

#### Part III – Findings

Schedule of Findings and Questioned Costs .....	175-176
Summary Schedule of Prior Year Findings.....	177-178



## Report of Independent Auditors

To the Regents of the University of Michigan

### *Report on the Consolidated Financial Statements*

We have audited the accompanying consolidated financial statements of the University of Michigan and its subsidiaries (the “University”), which comprise the consolidated statement of net position as of June 30, 2019 and 2018, and the related consolidated statements of revenues, expenses and changes in net position and of cash flows for the years then ended, and the related notes to the financial statements.

### *Management’s Responsibility for the Consolidated Financial Statements*

Management is responsible for the preparation and fair presentation of the consolidated financial statements in accordance with accounting principles generally accepted in the United States of America; this includes the design, implementation, and maintenance of internal control relevant to the preparation and fair presentation of consolidated financial statements that are free from material misstatement, whether due to fraud or error.

### *Auditors’ Responsibility*

Our responsibility is to express an opinion on the consolidated financial statements based on our audits. We conducted our audits in accordance with auditing standards generally accepted in the United States of America and the standards applicable to financial audits contained in *Government Auditing Standards*, issued by the Comptroller General of the United States. Those standards require that we plan and perform the audit to obtain reasonable assurance about whether the consolidated financial statements are free from material misstatement.

An audit involves performing procedures to obtain audit evidence about the amounts and disclosures in the consolidated financial statements. The procedures selected depend on our judgment, including the assessment of the risks of material misstatement of the consolidated financial statements, whether due to fraud or error. In making those risk assessments, we consider internal control relevant to the University’s preparation and fair presentation of the consolidated financial statements in order to design audit procedures that are appropriate in the circumstances, but not for the purpose of expressing an opinion on the effectiveness of the University’s internal control. Accordingly, we express no such opinion. An audit also includes evaluating the appropriateness of accounting policies used and the reasonableness of significant accounting estimates made by management, as well as evaluating the overall presentation of the consolidated financial statements. We believe that the audit evidence we have obtained is sufficient and appropriate to provide a basis for our audit opinion.



## *Opinion*

In our opinion, the consolidated financial statements referred to above present fairly, in all material respects, the consolidated financial position of the University of Michigan and its subsidiaries as of June 30, 2019 and 2018, and the changes in their financial position and their cash flows for the years then ended in accordance with accounting principles generally accepted in the United States of America.

## *Other Matters*

### *Required Supplementary Information*

The accompanying management's discussion and analysis on pages 4 through 28 and the supplementary information for pension and postemployment benefits on pages 78 through 81 are required by accounting principles generally accepted in the United States of America to supplement the basic consolidated financial statements. Such information, although not a part of the basic consolidated financial statements, is required by the Governmental Accounting Standards Board who considers it to be an essential part of financial reporting for placing the basic consolidated financial statements in an appropriate operational, economic, or historical context. We have applied certain limited procedures to the required supplementary information in accordance with auditing standards generally accepted in the United States of America, which consisted of inquiries of management about the methods of preparing the information and comparing the information for consistency with management's responses to our inquiries, the basic consolidated financial statements, and other knowledge we obtained during our audits of the basic consolidated financial statements. We do not express an opinion or provide any assurance on the information because the limited procedures do not provide us with sufficient evidence to express an opinion or provide any assurance.

### *Other Information*

Our audit was conducted for the purpose of forming an opinion on the consolidated financial statements as a whole. The accompanying schedule of expenditures of federal awards for the year ended June 30, 2019 is presented for purposes of additional analysis as required by Title 2 U.S. *Code of Federal Regulations* Part 200, *Uniform Administrative Requirements, Cost Principles, and Audit Requirements for Federal Awards* (the "Uniform Guidance") and is not a required part of the consolidated financial statements. The information is the responsibility of management and was derived from and relates directly to the underlying accounting and other records used to prepare the consolidated financial statements. The information has been subjected to the auditing procedures applied in the audit of the consolidated financial statements and certain additional procedures, including comparing and reconciling such information directly to the underlying accounting and other records used to prepare the consolidated financial statements or to the consolidated financial statements themselves, and other additional procedures in accordance with auditing standards generally accepted in the United States of America. In our opinion, the schedule of expenditures of federal awards is fairly stated, in all material respects, in relation to the consolidated financial statements as a whole.



**Other Reporting Required by *Government Auditing Standards***

In accordance with *Government Auditing Standards*, we have also issued our report dated October 17, 2019 on our consideration of the University's internal control over financial reporting and on our tests of its compliance with certain provisions of laws, regulations, contracts and grant agreements and other matters for the year ended June 30, 2019. The purpose of that report is solely to describe the scope of our testing of internal control over financial reporting and compliance and the results of that testing and not to provide an opinion on the effectiveness of internal control over financial reporting or on compliance. That report is an integral part of an audit performed in accordance with *Government Auditing Standards* in considering the University's internal control over financial reporting and compliance.

*PricewaterhouseCoopers LLP*

October 17, 2019

## UNIVERSITY OF MICHIGAN

### **Management's Discussion and Analysis (Unaudited)**

#### **Introduction**

The following discussion and analysis provides an overview of the financial position of the University of Michigan (the "University") at June 30, 2019 and 2018 and its activities for the three fiscal years ended June 30, 2019. This discussion has been prepared by management and should be read in conjunction with the financial statements and the notes thereto, which follow this section.

The University is a comprehensive public institution of higher learning with over 63,700 students and approximately 8,500 faculty members on three campuses in southeast Michigan. The University offers a diverse range of degree programs from baccalaureate to post-doctoral levels through 19 schools and colleges, and contributes to the state and nation through related research and public service programs. The University also has a nationally renowned health system which includes the University of Michigan Health System ("UMHS"), the University's Medical School, Michigan Health Corporation (a wholly-owned corporation created for joint venture and managed care initiatives) and UM Health (a wholly-owned corporation created to hold and develop the University's statewide network of hospitals, hospital joint ventures and other hospital affiliations, currently consisting of Metropolitan Health Corporation). The University's health system currently includes four hospitals as well as numerous health centers and outpatient clinics.

The University consistently ranks among the nation's top universities by various measures of quality, both in general academic terms and in terms of strength of offerings, in specific academic disciplines and professional subjects. Research is central to the University's mission and a key aspect of its strong reputation among educational institutions. The University is widely recognized for the breadth and excellence of its research enterprise as well as for the exceptional level of cooperation across disciplines, which allows faculty and students to address the full complexity of real-world challenges. The University's health system also has a tradition of excellence in teaching, advancement of medical science and patient care, consistently ranking among the best health care systems in the nation.

UNIVERSITY OF MICHIGAN

**Management's Discussion and Analysis (Unaudited)--Continued**

**Financial Highlights**

The University's financial position remains strong, with total assets and deferred outflows of \$22.9 billion and total liabilities and deferred inflows of \$8.1 billion at June 30, 2019, compared to total assets and deferred outflows of \$22.1 billion and total liabilities and deferred inflows of \$7.8 billion at June 30, 2018. Net position, which represents the residual interest in the University's total assets and deferred outflows after total liabilities and deferred inflows are deducted, totaled \$14.8 billion and \$14.3 billion at June 30, 2019 and 2018, respectively. Changes in net position represent the University's results of operations and are summarized for the years ended June 30 as follows:

	<b>2019</b>	<b>2018</b>	<b>2017</b>
	(in millions)		
Operating revenues and educational appropriations	\$ 8,411	\$ 7,879	\$ 7,480
Private gifts for operating activities	178	197	159
Operating and net interest expenses	(9,099)	(8,625)	(7,976)
	(510)	(549)	(337)
Net investment income	810	1,261	1,401
Endowment, capital gifts and grants, and other	223	208	198
Increase in net position	\$ 523	\$ 920	\$ 1,262

## UNIVERSITY OF MICHIGAN

### **Management's Discussion and Analysis (Unaudited)--Continued**

The results of operations reflect the University's emphasis on maintaining its national standards in academics, research and health care, within a competitive recruitment environment for faculty and health care professionals and a period of continued pressure on federal funding for research. At the same time, the University is addressing constrained state appropriations and rising health care, regulatory and facility costs with aggressive cost cutting and productivity gains to help preserve access to affordable higher education for Michigan families. To achieve aggressive and sustainable long-term goals for cost cutting and productivity gains, the University is also strategically utilizing resources to support enterprise-wide information technology projects and other initiatives.

The University's long-term investment strategy combined with its endowment spending policy serves to insulate operations from expected volatility in the capital markets and provides for a stable and predictable level of spending distributions from the endowment. Endowment spending rate distributions to University units totaled \$361 million and \$339 million in 2019 and 2018, respectively. The success of the University's long-term investment strategy is evidenced by strong returns over sustained periods of time and the ability to limit losses in the face of challenging markets.

The University invests its financial assets in pools with distinct risk and liquidity characteristics based on its needs, with a majority of its financial assets invested in two such pools. The University's working capital is primarily invested in relatively short duration, liquid assets, through its Daily and Monthly Portfolios, while the endowment is primarily invested, along with the noncurrent portion of the insurance and benefit reserves, in an equity oriented long-term strategy through its Long Term Portfolio.

#### **Using the Financial Statements**

The University's financial report includes three financial statements: the Statement of Net Position; the Statement of Revenues, Expenses and Changes in Net Position; and the Statement of Cash Flows. These financial statements are prepared in accordance with Governmental Accounting Standards Board ("GASB") principles, which establish standards for external financial reporting for public colleges and universities.



UNIVERSITY OF MICHIGAN

**Management's Discussion and Analysis (Unaudited)--Continued**

**Statement of Net Position**

The statement of net position presents the financial position of the University at the end of the fiscal year and includes all assets, deferred outflows, liabilities and deferred inflows of the University. The difference between total assets and deferred outflows as compared to total liabilities and deferred inflows - net position - is one indicator of the current financial condition of the University, while the change in net position is an indication of whether the overall financial condition has improved or worsened during the year. The University's assets, deferred outflows, liabilities, deferred inflows and net position at June 30 are summarized as follows:

	2019	2018	2017
	(in millions)		
Current assets	\$ 2,931	\$ 2,743	\$ 2,696
Noncurrent assets:			
Endowment, life income and other investments	12,834	12,305	11,323
Capital assets, net	6,227	6,121	6,045
Other	500	510	439
Total assets	<u>22,492</u>	<u>21,679</u>	<u>20,503</u>
Deferred outflows	371	384	349
Total assets and deferred outflows	<u>22,863</u>	<u>22,063</u>	<u>20,852</u>
Current liabilities	1,754	1,775	1,802
Noncurrent liabilities	5,785	5,814	5,606
Total liabilities	<u>7,539</u>	<u>7,589</u>	<u>7,408</u>
Deferred inflows	520	193	83
Net position	<u>\$ 14,804</u>	<u>\$ 14,281</u>	<u>\$ 13,361</u>

The University continues to maintain and protect its strong financial foundation. This financial health, as reflected in the University's net position, results from the prudent utilization of financial resources including careful cost controls, preservation of endowment funds, conservative utilization of debt and adherence to a long-range capital plan for the maintenance and replacement of the physical plant.

Current assets consist primarily of cash and cash equivalents, operating and capital investments and accounts receivable and totaled \$2.9 billion and \$2.7 billion at June 30, 2019 and 2018, respectively. Cash, cash equivalents and investments for operating activities totaled \$1.3 billion at June 30, 2019, which represents approximately two months of total expenses excluding depreciation.

UNIVERSITY OF MICHIGAN

**Management’s Discussion and Analysis (Unaudited)--Continued**

Deferred outflows represent the consumption of net assets attributable to a future period and are primarily associated with the University’s obligations for postemployment benefits, debt and derivative activity, and the defined benefit pension plan for Metropolitan Health Corporation (“Metro Health”). Deferred outflows totaled \$371 million and \$384 million at June 30, 2019 and 2018, respectively.

Current liabilities consist primarily of accounts payable, accrued compensation, unearned revenue, commercial paper, the current portion of bonds payable and net long-term bonds payable subject to remarketing. Current liabilities totaled \$1.8 billion at both June 30, 2019 and 2018.

Deferred inflows represent the acquisition of net assets attributable to a future period and are associated with the University’s obligations for postemployment benefits, Metro Health’s defined benefit pension plan and irrevocable split-interest agreements. Deferred inflows totaled \$520 million and \$193 million at June 30, 2019 and 2018, respectively.

**Endowment, Life Income and Other Investments**

The composition of the University’s endowment, life income and other investments at June 30 is summarized as follows:

	<b>2019</b>	<b>2018</b>	<b>2017</b>
	(in millions)		
Endowment investments	\$ 12,449	\$ 11,902	\$ 10,936
Life income investments	147	144	132
Noncurrent portion of insurance and benefits obligations investments	216	208	205
Other	22	51	50
	<b>\$ 12,834</b>	<b>\$ 12,305</b>	<b>\$ 11,323</b>

The University’s endowment funds consist of both permanent endowments and funds functioning as endowment. Permanent endowments are those funds received from donors with the stipulation that the principal remain intact and be invested in perpetuity to produce income that is to be expended for the purposes specified by the donors. Funds functioning as endowment consist of restricted gifts or unrestricted funds that have been allocated by the University for long-term investment purposes, but are not limited by donor stipulations requiring the University to preserve principal in perpetuity. Programs supported by endowment funds include scholarships, fellowships, professorships, research efforts and other important programs and activities.

## UNIVERSITY OF MICHIGAN

### **Management's Discussion and Analysis (Unaudited)--Continued**

The University uses its endowment funds to support operations in a way that strikes a balance between generating a predictable stream of annual support for current needs and preserving the purchasing power of the endowment funds for future periods. A majority of the endowment is maintained in the University Endowment Fund, a unitized pool which represents a collection of approximately 11,700 separate (individual) funds, the majority of which are restricted for specific purposes. The University Endowment Fund is invested in the University's Long Term Portfolio, a single diversified investment pool.

The endowment spending rule provides for distributions from the University Endowment Fund to the entities that benefit from the endowment fund. The annual distribution rate is 4.5 percent of the one-quarter lagged seven year moving average fair value of University Endowment Fund shares. This spending rule is one element of an ongoing financial management strategy that has allowed the University to effectively weather challenging economic environments while avoiding measures such as faculty hiring freezes, furloughs, program cuts or halting construction.

To protect endowment principal in the event of a prolonged market downturn, distributions are limited to 5.3 percent of the current fair value of fund shares. Capital gains or income generated above the endowment spending rate are reinvested so that in lean times funds will be available for distribution. In addition, departments may also use withdrawals from funds functioning as endowment to support capital expenditures and operations.

Endowment spending rate distributions totaled \$368 million, \$346 million and \$325 million and withdrawals from funds functioning as endowment totaled \$48 million, \$33 million and \$7 million in 2019, 2018 and 2017, respectively. Total spending rate distributions combined with withdrawals from funds functioning as endowment averaged 4.6 percent, 4.4 percent and 4.2 percent of the current year average fair value of the University Endowment Fund for 2019, 2018 and 2017, respectively. Over the past ten years, total spending rate distributions combined with withdrawals from funds functioning as endowment averaged 4.9 percent.

The University participates in certain split-interest agreements and currently holds life income funds for beneficiaries of the pooled income fund, charitable remainder trusts and the gift annuity program. These funds generally pay lifetime income to beneficiaries, after which the principal is made available to the University in accordance with donor intentions.

## UNIVERSITY OF MICHIGAN

### Management's Discussion and Analysis (Unaudited)--Continued

#### Capital and Debt Activities

One of the critical factors in continuing the quality of the University's academic, research and clinical programs is the development and renewal of capital assets. The University continues to implement its long-range plan to maintain and modernize its existing infrastructure and strategically invest in new construction.

Capital asset additions totaled \$679 million in 2019, as compared to \$650 million in 2018. Capital asset additions primarily represent renovation and new construction of academic, research, clinical and athletic facilities, as well as significant investments in equipment, including information technology. Current year capital asset additions were primarily funded with net position and gifts designated for capital purposes of \$504 million and debt proceeds of \$175 million.

Projects completed in 2019 include significant new facilities for patient care and student life, as well as technology enhancements.

Construction of the Brighton Center for Specialty Care helps meet growing ambulatory care demands. The new facility, with 300,000 square feet, houses more than 40 specialty services for pediatric and adult health care, including a comprehensive musculoskeletal center, sleep lab, ambulatory diagnostic and treatment center, medical procedure unit, radiation oncology, infusion, pharmacy, radiology, operating rooms and lab services. This new center is located near the existing Brighton Health Center, which continues to be utilized.

The new William Monroe Trotter Multicultural Center celebrates and fosters the University's diversity in a way that is inclusive and more visible. The new facility, with 20,000 square feet, accommodates program, lounge, kitchen and conference room spaces from the former center and adds a multipurpose room with capacity for 300 people for conferences and events, and an active-learning, classroom-style configuration that accommodates 100 students. Its location on State Street near the heart of central campus is easily accessible to the academic community.

An extensive upgrade of the University's WiFi network improves connectivity and helps support greater collaboration and engaged learning throughout the University's north, central and south campuses. This multi-year project encompassed 16 million square feet and added more than 15,000 new wireless access points in 253 academic, research, administrative and residence hall buildings and the Diag. The project was designed to support an increasingly mobile and collaborative learning environment, while also providing a consistently positive WiFi experience for the University's prospective students, parents, alumni and guests.

## UNIVERSITY OF MICHIGAN

### **Management's Discussion and Analysis (Unaudited)--Continued**

Construction in progress, which totaled \$413 million and \$301 million at June 30, 2019 and 2018, respectively, includes important projects for academic instruction and research as well as student life and services.

Construction of a new research and teaching facility for the College of Engineering's Robotics program continues. This state-of-the-art facility will include 140,000 square feet to house research and testing laboratories, associated support functions, offices and classroom space. The building will also accommodate space for its corporate partner, Ford Motor Company, which will establish collaborative research activities within the facility. The open plan design of the building allows for greater collaboration, increased flexibility and better space utilization. The facility will include labs for robot walking, flight testing, rehabilitation robotics, and electronics and software development. This project is scheduled to be completed in winter 2020.

Renovation and expansion of the Engineering Lab Building on the University's Dearborn campus also continues. The renovated building, which was originally constructed in 1959, will include teaching labs designed to facilitate entrepreneurial problem solving, encourage multidisciplinary cooperation in the context of 21st-century engineering instruction, and provide students with new collaboration and project spaces. The new facility is also designed to allow for research partnerships with industry as well as expanded K-12 and community outreach efforts, with a focus on women and minorities. When finished, the new facility will include 123,000 square feet of space to be used for classrooms, research and teaching laboratories, faculty offices and student support spaces. Regional boiler and electrical distribution equipment replacement are also included in this project, which is scheduled to be completed in spring 2020.

The Edward Henry Kraus Building, which was originally completed in 1915, is undergoing an extensive renovation of 183,000 square feet as well as construction of an infill addition of 62,000 square feet within the exterior courtyard. This renovation and addition will enable the School of Kinesiology to consolidate its programs and operations into one location and allow for future growth. The Department of Ecology and Evolutionary Biology and the Department of Molecular, Cellular, and Developmental Biology that were previously located in the Kraus Building relocated to the Biological Sciences Building when it opened in 2018. This project is scheduled to be completed in fall 2020.

Laboratory renovations are underway at two of the North Campus Research Complex buildings, covering 158,000 square feet to accommodate growth of the Medical School's wet laboratory research over the next decade. Construction of a 6,900 square foot infill addition will also improve connectivity between the buildings and throughout the complex. The project will also address deferred maintenance, including heating, ventilation, air conditioning, electrical and life safety system upgrades, and provide accessibility improvements and new finishes in public spaces. This project is scheduled to be completed in winter 2020.

UNIVERSITY OF MICHIGAN

**Management's Discussion and Analysis (Unaudited)--Continued**

The Michigan Union, which originally opened in 1919 with building additions in the 1930s and 1950s, is undergoing an extensive renovation. This project will improve accessibility throughout the building, create state-of-the-art student organization and student involvement space, improve space for counseling and student support services, and enhance meeting, lounge and study spaces. Deferred maintenance will also be addressed, including life safety, electrical, mechanical, and plumbing system improvements, replacement of the roof, windows and elevators, and upgrades to interior finish and restrooms. This project is scheduled to be completed in winter 2020.

The University is aware of its financial stewardship responsibility and works diligently to manage its financial resources effectively, including the prudent use of debt to finance capital projects. A strong debt rating is an important indicator of the University's success in this area. In 2019, S&P Global affirmed its highest credit rating (AAA) for bonds backed by a broad revenue pledge based on the University's robust enrollment and demand, exceptional student quality, retention and graduation rates, strong reputation of the University's health system, excellent balance sheet, exceptional research presence and manageable debt burden. Moody's also affirmed its highest credit rating (Aaa) based on the University's ability to translate its international brand into solid revenue growth, excellent student demand, strong philanthropic support and abundant financial reserves.

Long-term debt activity for the years ended June 30 is summarized as follows:

<b>2019</b>				
	Beginning Balance	Additions	Reductions	Ending Balance
	(in millions)			
Commercial paper	\$ 158		\$ 13	\$ 145
Bonds	2,236	\$ 260	166	2,330
	<u>\$ 2,394</u>	<u>\$ 260</u>	<u>\$ 179</u>	<u>\$ 2,475</u>
<b>2018</b>				
	Beginning Balance	Additions	Reductions	Ending Balance
	(in millions)			
Commercial paper	\$ 161	\$ 6	\$ 9	\$ 158
Bonds	2,155	157	76	2,236
Other	2		2	-
	<u>\$ 2,318</u>	<u>\$ 163</u>	<u>\$ 87</u>	<u>\$ 2,394</u>

UNIVERSITY OF MICHIGAN

**Management’s Discussion and Analysis (Unaudited)--Continued**

The University utilizes commercial paper, backed by a general revenue pledge, to provide interim financing for its capital improvement program. Outstanding commercial paper is converted to long-term debt financing as appropriate, within the normal course of business. Outstanding bonds are also supported by the University’s general revenue pledge.

During 2019, the University issued \$227 million of general revenue bonds with a net original issue premium of \$33 million, which included \$210 million of fixed rate, tax-exempt bonds, and \$17 million of fixed rate, taxable bonds. Total bond proceeds of \$260 million were utilized to refund existing bonds of \$84 million and provide \$176 million for capital projects and debt issuance costs.

During 2018, the University issued \$138 million of fixed rate, tax-exempt, general revenue bonds with a net original issue premium of \$19 million. Total bond proceeds of \$157 million, were utilized for capital projects and debt issuance costs.

The composition of the University’s debt at June 30 is summarized as follows:

	<b>2019</b>	<b>2018</b>	<b>2017</b>
	(in millions)		
Variable rate:			
Commercial paper	\$ 145	\$ 158	\$ 161
Bonds	566	580	602
Fixed rate bonds	1,764	1,656	1,553
Other			2
	\$ 2,475	\$ 2,394	\$ 2,318

A significant portion of the University’s variable rate bonds are subject to remarketing and, in accordance with GASB requirements, such debt is classified as current unless supported by liquidity arrangements such as lines of credit or standby bond purchase agreements, which could refinance the debt on a long-term basis. In the event that variable rate bonds are put back to the University by the debt holder, management believes that the University’s strong credit rating will ensure that the bonds will be remarketed within a reasonable period of time. In addition, the University utilizes remarketing agents to achieve a wide distribution of its variable rate bonds.

While fixed rate bonds typically have a higher effective rate of interest at the date of issuance as compared to variable rate bonds, they reduce the volatility of required debt service payments and do not require liquidity support, such as lines of credit, standby bond purchase agreements or internal liquidity.

Effective interest rates averaged 3.0 percent and 2.9 percent in 2019 and 2018, respectively, including the federal subsidies for interest on taxable Build America Bonds. Interest expense net of federal subsidies received for interest on taxable Build America Bonds and interest capitalized during construction totaled \$74 million and \$66 million in 2019 and 2018, respectively.

UNIVERSITY OF MICHIGAN

**Management's Discussion and Analysis (Unaudited)--Continued**

**Obligations for Postemployment Benefits**

Using current actuarial assumptions, and presuming a continuation of the current level of benefits, the University's obligations for postemployment benefits totaled \$3.1 billion at June 30, 2019, as compared to \$3.3 billion and \$3.2 billion at June 30, 2018 and 2017, respectively. The decrease in the reported liability at June 30, 2019 was driven primarily by an increase in the discount rate and a reduction in the expected health care claims cost due to favorable experience. The increase in the reported liability at June 30, 2018, was driven primarily by the recognition of additional service cost and interest expense, offset somewhat by an increase in the discount rate used in developing the valuation. Since a portion of retiree medical services will be provided by the University's health system, this liability is net of the related margin and fixed costs associated with providing those services which totaled \$580 million, \$611 million and \$674 million at June 30, 2019, 2018 and 2017, respectively.

By implementing a series of health benefit initiatives over the past several years, the University has favorably impacted its total liability for postemployment benefits by \$1.4 billion at June 30, 2019. These initiatives have included cost sharing changes, elimination of Medicare Part B reimbursements for certain retirees and the adjustment of retirement eligibility criteria.



UNIVERSITY OF MICHIGAN

**Management’s Discussion and Analysis (Unaudited)--Continued**

**Net Position**

Net position represents the residual interest in the University’s assets and deferred outflows after liabilities and deferred inflows are deducted. The composition of the University’s net position at June 30 is summarized as follows:

	2019	2018 (in millions)	2017
Net investment in capital assets	\$ 3,743	\$ 3,722	\$ 3,735
Restricted:			
Nonexpendable:			
Permanent endowment corpus	2,329	2,146	1,967
Expendable:			
Net appreciation of permanent endowments	2,144	2,068	1,829
Funds functioning as endowment	2,382	2,308	2,126
Restricted for operations and other	686	632	633
Unrestricted	3,520	3,405	3,071
	<u>\$ 14,804</u>	<u>\$ 14,281</u>	<u>\$ 13,361</u>

Net investment in capital assets represents the University’s capital assets net of accumulated depreciation, outstanding principal balances of debt and capital lease liabilities, unexpended bond proceeds and deferred outflows associated with the acquisition, construction or improvement of those assets.

Restricted nonexpendable net position represents the historical value (corpus) of gifts to the University’s permanent endowment funds. Restricted expendable net position is subject to externally imposed stipulations governing their use and includes net appreciation of permanent endowments, funds functioning as endowment and net position restricted for operations, facilities and student loan programs. Restricted expendable net position increased 4 percent, or \$204 million, to \$5.2 billion at June 30, 2019, as compared to an increase of 9 percent, or \$420 million, to \$5.0 billion at June 30, 2018. The increase experienced during both 2019 and 2018 was driven primarily by investment income and new gift activity.

Although unrestricted net position is not subject to externally imposed stipulations, substantially all of the University’s unrestricted net position has been designated for various academic programs, research initiatives and capital projects. Unrestricted net position at June 30, 2019 totaled \$3.5 billion and included funds functioning as endowment of \$5.4 billion offset by unfunded obligations for postemployment benefits of \$3.2 billion. Unrestricted net position at June 30, 2018 totaled \$3.4 billion and included funds functioning as endowment of \$5.2 billion offset by unfunded obligations for postemployment benefits of \$3.1 billion. Unrestricted net position also includes other net resources which totaled \$1.3 billion at both June 30, 2019 and 2018.

UNIVERSITY OF MICHIGAN

**Management's Discussion and Analysis (Unaudited)--Continued**

**Statement of Revenues, Expenses and Changes in Net Position**

The statement of revenues, expenses and changes in net position presents the University's results of operations. In accordance with GASB reporting principles, revenues and expenses are classified as either operating or nonoperating. The University's revenues, expenses and changes in net position for the years ended June 30 are summarized as follows:

	2019	2018	2017
	(in millions)		
Operating revenues:			
Net student tuition and fees	\$ 1,366.5	\$ 1,310.9	\$ 1,240.6
Sponsored programs	1,266.4	1,229.4	1,180.2
Patient care revenues, net	4,845.1	4,438.7	4,200.1
Other	511.9	487.9	458.8
	7,989.9	7,466.9	7,079.7
Operating expenses	9,025.0	8,559.4	7,910.0
Operating loss	(1,035.1)	(1,092.5)	(830.3)
Nonoperating and other revenues (expenses):			
State educational appropriations	370.4	363.1	356.0
Federal Pell grants	51.2	49.2	43.8
Private gifts for operating activities	177.8	196.6	159.1
Net investment income	810.0	1,261.4	1,400.6
Interest expense, net	(81.4)	(72.9)	(73.1)
Federal subsidies for interest on Build America Bonds	7.0	7.4	7.5
State capital appropriations		5.0	18.0
Endowment and capital gifts and grants	206.1	209.2	187.0
Other	16.9	(6.1)	(6.9)
Nonoperating and other revenues, net	1,558.0	2,012.9	2,092.0
Increase in net position	522.9	920.4	1,261.7
Net position, beginning of year	14,281.0	13,360.6	13,001.2
Affiliation with Metro Health and adoption of GASB 75 and GASB 81			(902.3)
Net position, beginning of year, as restated	14,281.0	13,360.6	12,098.9
Net position, end of year	\$ 14,803.9	\$ 14,281.0	\$ 13,360.6

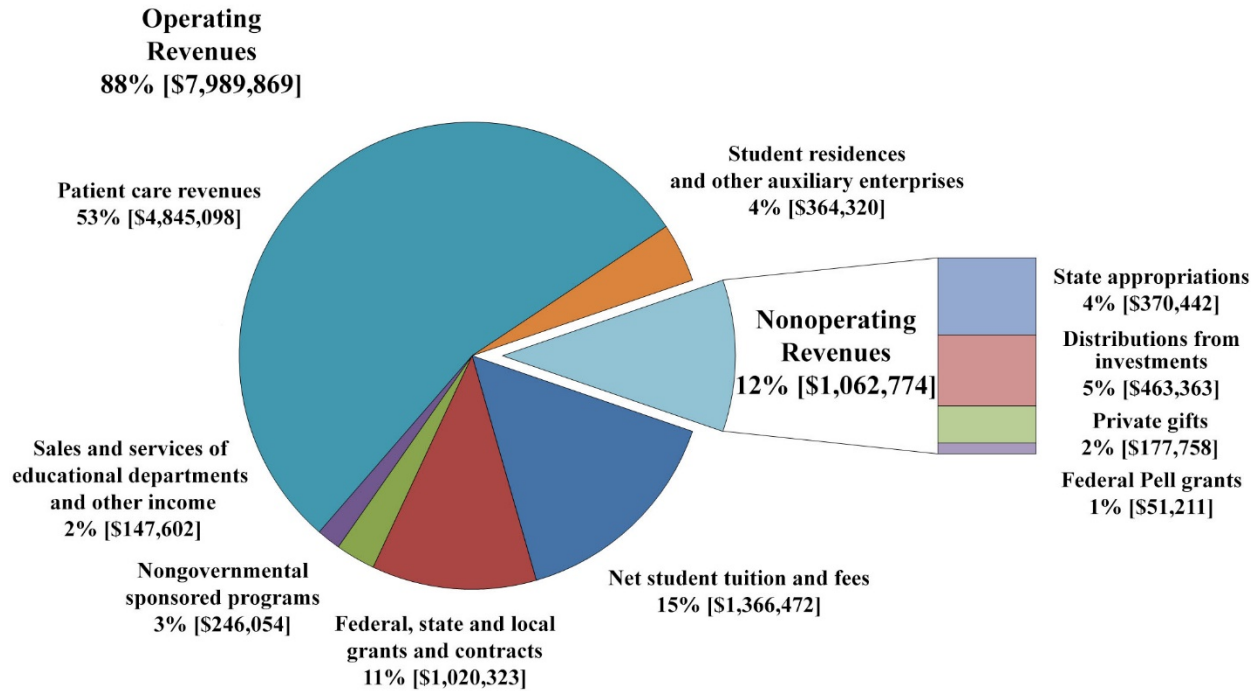
UNIVERSITY OF MICHIGAN

**Management’s Discussion and Analysis (Unaudited)--Continued**

One of the University’s greatest strengths is the diverse streams of revenue that supplement its student tuition and fees, including private support from individuals, foundations and corporations, along with government and other sponsored programs, state appropriations and investment income. The University continues to aggressively seek funding from all possible sources consistent with its mission in order to supplement student tuition and prudently manage the financial resources realized from these efforts to fund its operating activities, which include instruction, patient care and research.

The following is a graphic illustration of revenues by source, both operating and nonoperating, which are used to fund the University’s operating activities for the year ended June 30, 2019 (amounts are presented in thousands of dollars). Certain recurring sources of the University’s revenues are considered nonoperating, as defined by GASB, such as state appropriations, distributions from investments, private gifts and federal Pell grants.

**2019 Revenues for Operating Activities**

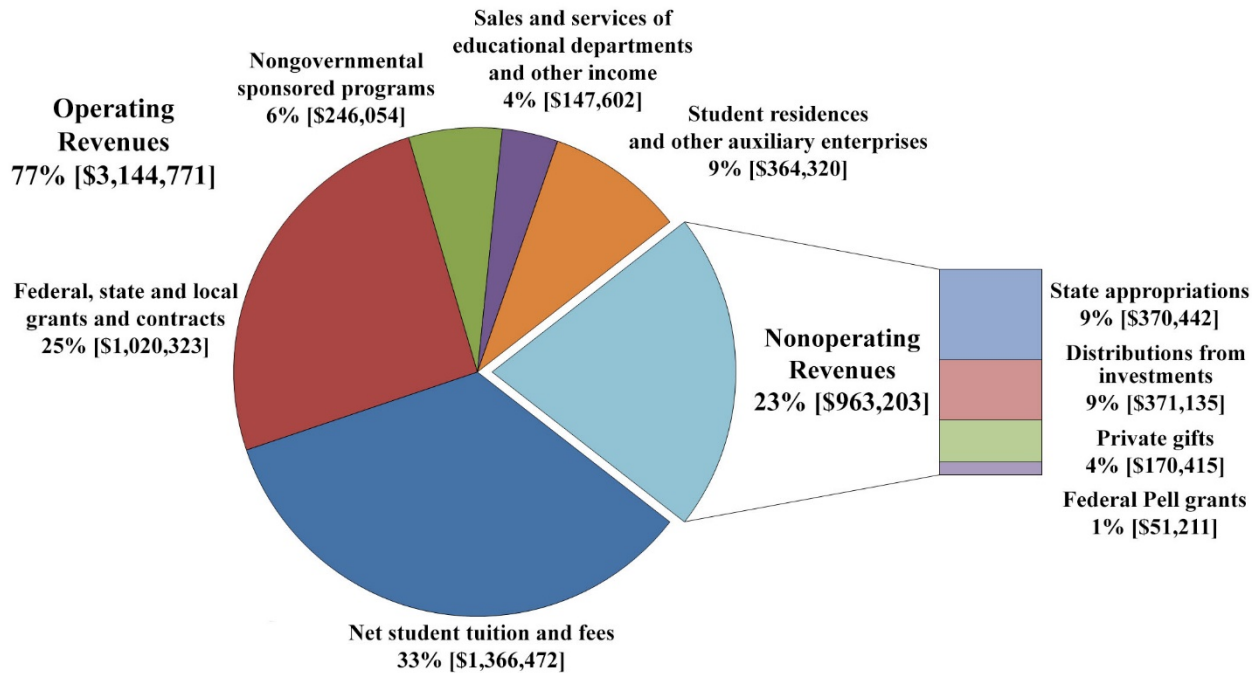


UNIVERSITY OF MICHIGAN

Management’s Discussion and Analysis (Unaudited)--Continued

The University measures its performance both for the University as a whole and for the University without its health system and other clinical activities. The exclusion of these activities allows a clearer view of the operations of the schools and colleges, as well as central administration. The following is a graphic illustration of University revenues by source, both operating and nonoperating, which are used to fund operating activities other than the health system and other clinical activities, for the year ended June 30, 2019 (amounts are presented in thousands of dollars).

**2019 Revenues for Operating Activities  
Excluding Revenues from the Health System and Other Clinical Activities**



Tuition and state appropriations are the primary sources of funding for the University’s academic programs. There is a relationship between the growth or reduction in state support and the University’s ability to restrain tuition fee increases. Together, net student tuition and fees and state educational appropriations increased 4 percent, or \$63 million, to \$1.74 billion in 2019, as compared to 5 percent, or \$77 million, to \$1.67 billion in 2018.

UNIVERSITY OF MICHIGAN

**Management’s Discussion and Analysis (Unaudited)--Continued**

In 2019, the University’s state educational appropriations increased 2 percent, or \$7 million, to \$370 million. In 2018, the University’s state educational appropriations increased 2 percent, or \$7 million, to \$363 million.

For the years ended June 30, net student tuition and fees revenue consisted of the following components:

	2019	2018	2017
	(in millions)		
Student tuition and fees	\$ 1,812.5	\$ 1,726.0	\$ 1,616.6
Less scholarship allowances	446.0	415.1	376.0
	\$ 1,366.5	\$ 1,310.9	\$ 1,240.6

In 2019, net student tuition and fees revenue increased 4 percent, or \$56 million, to \$1.4 billion, which reflects an increase of 5 percent, or \$87 million, in gross student tuition and fees revenue offset by an increase of 7 percent, or \$31 million, in scholarship allowances. Tuition rate increases in 2019 were 2.9 percent for resident undergraduate students, 3.9 percent for nonresident undergraduate students and 3.3 percent for most graduate students on the Ann Arbor campus, with a 3.7 and 4.3 percent tuition rate increase for most resident undergraduate students on the Dearborn and Flint campuses, respectively. During 2019, the University experienced moderate growth in the number of students, as well as a shift in mix from resident to nonresident students.

In 2018, net student tuition and fees revenue increased 6 percent, or \$70 million, to \$1.3 billion, which reflects an increase of 7 percent, or \$109 million, in gross student tuition and fees revenue offset by an increase of 10 percent, or \$39 million, in scholarship allowances. Tuition rate increases in 2018 were 2.9 percent for resident undergraduate students, 4.5 percent for nonresident undergraduate students and 4.1 percent for most graduate students on the Ann Arbor campus, with a 3.7 and 4.1 percent tuition rate increase for most resident undergraduate students on the Dearborn and Flint campuses, respectively. During 2018, the University experienced moderate growth in the number of students, as well as a shift in mix from resident to nonresident students.

The University’s tuition rate increases have consistently been among the lowest in the state, even in years of significant reductions in state appropriations, which reflects a commitment to affordable higher education for Michigan families. In addition, the University has increased scholarship and fellowship expenses and related allowances to benefit students in financial need. The University’s long-term plan includes an ongoing commitment to cost containment and reallocating resources to the highest priorities to provide support for innovative new initiatives to maintain academic excellence and help students keep pace with the evolving needs of society.

UNIVERSITY OF MICHIGAN

**Management’s Discussion and Analysis (Unaudited)--Continued**

While tuition and state appropriations fund a large percentage of University costs, private support is also essential to the University’s academic distinction. Private gifts for other than capital and endowment purposes totaled \$178 million in 2019, as compared to \$197 million in 2018 and \$159 million in 2017.

The University receives revenues for sponsored programs from various government agencies and private sources, which normally provide for both direct and indirect costs to perform these sponsored activities, with a significant portion related to federal research. Revenues for sponsored programs increased 3 percent, or \$37 million, to \$1.3 billion in 2019, and 4 percent, or \$49 million, to \$1.2 billion in 2018, driven primarily by increases in federally sponsored activity during these periods.

Patient care revenues are principally generated within the University’s hospitals and ambulatory care facilities. Patient care revenues increased 9 percent, or \$406 million, to \$4.8 billion in 2019, due primarily to an increase in patient volume. Patient care revenues increased 6 percent, or \$239 million, to \$4.4 billion in 2018, resulting from growth in patient volume as well as an increase in revenue per patient case.

For the years ended June 30, patient care revenues by source are summarized as follows:

	<b>2019</b>	<b>2018</b>	<b>2017</b>
	(in millions)		
University of Michigan Health System	\$ 4,212.4	\$ 3,890.0	\$ 3,694.7
UM Health	472.5	433.9	376.4
Michigan Health Corporation	39.1	17.9	18.4
Other	121.1	96.9	110.6
	\$ 4,845.1	\$ 4,438.7	\$ 4,200.1

The largest component of patient care revenues is generated by UMHS, a national leader in advanced patient care and comprehensive education of physicians and medical scientists. UMHS serves as the principal teaching facility for the University’s Medical School and operates three hospitals with 1,043 licensed beds for acute care and psychiatric needs, as well as numerous ambulatory care centers, outpatient clinics and various other health care programs across the state. Substantially all physician services to UMHS patients are provided by the University’s Medical School faculty. UMHS also provides educational and clinical opportunities to students of the University’s Schools of Nursing, Dentistry, Social Work and Public Health, as well as the College of Pharmacy.

UNIVERSITY OF MICHIGAN

**Management’s Discussion and Analysis (Unaudited)--Continued**

UM Health is a growing component of patient care activity and its revenues currently represent Metro Health, a community health care provider in west Michigan, which operates a hospital with 208 licensed beds for acute care, as well as neighborhood outpatient clinics and a growing network of specialty services. The University’s affiliation with Metro Health positions UM Health to expand research capabilities, primary care, specialty services and the use of complex medical technologies.

Michigan Health Corporation generates revenue through its various joint venture and managed care initiatives, which provide services to patients including dialysis and other health services.

Other patient care revenues include amounts received from governmental and commercial payers associated with initiatives designed to improve accessibility and quality of care for patients, services provided by physicians working at facilities outside of the University and ambulatory care services provided by University Health Service, the School of Dentistry and the School of Nursing.

Contractual arrangements with governmental payers (Medicare and Medicaid) and private insurers impact patient care revenues. In 2019, the University realized payment rate increases from the majority of private insurers and governmental payers as compared to 2018. The distribution of net patient care service revenue by primary payer source for the years ended June 30 is summarized as follows:

	2019	2018	2017
Medicare	26%	26%	26%
Medicaid	12%	12%	11%
Blue Cross	38%	38%	34%
Other	24%	24%	29%

Net investment income totaled \$810 million in 2019 as compared to \$1.3 billion in 2018 and \$1.4 billion in 2017. The investment environment in 2019 was similar to that of 2018, but with increased volatility in the U.S. public equity markets as well as a more challenging landscape in the world equity markets. For 2019, the alternative asset class performance was relatively strong returning 11 percent. Leaders in this asset class included venture capital and private equity, which returned 24 percent and 10 percent, respectively. This compares to 2018 when the U.S. public equity markets were strong, as were alternative asset classes such as private equity and venture capital, which both returned 20 percent. In 2017, returns were strong in all asset classes including equity securities, as well as the alternative asset class where private equity and natural resources had the highest returns at 17 percent.

UNIVERSITY OF MICHIGAN

**Management’s Discussion and Analysis (Unaudited)--Continued**

State capital appropriations help the University improve its academic buildings. Recent capital outlays have supported renovations of the George Granger Brown Memorial Laboratories on the Ann Arbor campus, the Science Building and Computer Information Science Building on the Dearborn campus and the William R. Murchie Science Building on the Flint campus.

Gifts and grants for endowment and capital purposes continue to be a significant part of sustaining the University’s excellence. Private gifts for permanent endowment purposes totaled \$176 million in 2019, as compared to \$169 million and \$143 million in 2018 and 2017, respectively. Capital gifts and grants totaled \$30 million in 2019, as compared to \$40 million and \$44 million in 2018 and 2017, respectively. In recent years, major gifts have been received in support of the University’s wide-ranging capital initiatives which include the health system, Ross School of Business, College of Engineering and Intercollegiate Athletics.

In addition to revenue diversification, the University continues to make cost containment an ongoing priority. This is necessary as the University faces significant financial pressures, particularly in the areas of compensation and benefits, which represent 63 percent of total expenses, as well as in the areas of energy, technology and ongoing maintenance of facilities and infrastructure.

The University’s expenses for the years ended June 30 are summarized as follows (amounts in millions):

	2019		2018		2017	
Operating:						
Compensation and benefits	\$ 5,769.0	63%	\$ 5,431.4	63%	\$ 5,064.4	63%
Supplies and services	2,523.8	28	2,402.6	27	2,164.0	27
Depreciation	567.8	6	568.7	7	537.7	7
Scholarships and fellowships	164.4	2	156.7	2	143.9	2
	9,025.0	99	8,559.4	99	7,910.0	99
Nonoperating:						
Interest, net	74.4	1	65.5	1	65.6	1
	\$ 9,099.4	100%	\$ 8,624.9	100%	\$ 7,975.6	100%

The University is committed to recruiting and retaining outstanding faculty and staff and the compensation package is one way to successfully compete with peer institutions and nonacademic employers. Compensation and benefits increased 6 percent, or \$338 million, to \$5.8 billion in 2019 as compared to 7 percent, or \$367 million, to \$5.4 billion in 2018. Of the 2019 increase, compensation increased 6 percent, or \$257 million, to \$4.4 billion, driven primarily by increases in staffing levels resulting from patient activity and capacity expansion



## UNIVERSITY OF MICHIGAN

### **Management's Discussion and Analysis (Unaudited)--Continued**

within the University's health system, and employee benefits increased 6 percent, or \$81 million, to \$1.4 billion, resulting from an increase in prescription drug costs as well as activity associated with the University's postemployment benefits obligations. For 2018, compensation increased 6 percent, to \$4.1 billion, and benefits increased 10 percent, to \$1.3 billion.

The University faces external and industry realities that put significant pressure on its ability to reduce compensation costs while remaining competitive. To help address this risk, the University continues to review components of its existing benefits program to find opportunities for potential savings without compromising the ability to offer competitive benefits to all faculty and staff.

Health care benefits are one of the most significant employee benefits. Over the past several years, the University has implemented initiatives to better control its rate of cost increase, encourage employees to choose the lowest cost health care plan that meets their needs and share a larger portion of health care cost increases with employees. These initiatives reflect the reality of the national landscape, while remaining true to the commitment we make to our employees for a robust benefits package. Careful stewardship of our health benefit plans, including the use of wellness initiatives, helps maintain our competitive position while preserving funding for the University's core mission.

During 2013, the University began to implement changes to eligibility requirements and the University contribution to retiree health benefits that were announced in 2011. These changes were recommended by a committee that evaluated ways to maintain competitive retiree health benefits while helping address the acceleration of future costs, and are being phased in over eight years in order to assist current employees with the transition.

Compared to most employers, the University is in a unique position to utilize internal experts to advise and guide its health care and drug plans. For example, the Pharmacy Benefits Advisory Committee, which consists of internal experts including health system physicians, College of Pharmacy faculty and on-staff pharmacists, monitors the safety and effectiveness of covered medications and guides appropriate prescribing, dispensing and cost effective use of prescription drugs. In addition, the University utilizes its nationally recognized health policy experts to guide future health plan strategies.

Supplies and services expenses increased 5 percent, or \$121 million, to \$2.5 billion in 2019 as compared to an increase of 11 percent, or \$239 million, to \$2.4 billion in 2018. These increases reflect the growth in patient care related expenses including higher costs of prescription drugs and infusion treatments, as well as costs associated with significant capital projects.

UNIVERSITY OF MICHIGAN

**Management's Discussion and Analysis (Unaudited)--Continued**

Depreciation expense decreased less than 1 percent, or \$850,000, to \$568 million in 2019, as compared to an increase of 6 percent, or \$31 million, to \$569 million in 2018. The decrease in depreciation expense is primarily related to a \$25 million impairment charge recorded in 2018 associated with certain components of Metro Health's hospital facilities. Capital assets placed in service during 2019 include the Brighton Center for Specialty Care, North Campus Recreation Building renovation and the William Monroe Trotter Multicultural Center. Capital assets placed in service during 2018 include the Biological Science Building, Weiser Hall renovation, West Ann Arbor Health Center, Clinical Pathology renovation and relocation, and Athletics South Competition and Performance Project.

In addition to their natural (object) classification, it is also informative to review operating expenses by function. The University's expenses by functional classification for the years ended June 30 are summarized as follows (amounts in millions):

	2019		2018		2017	
Operating:						
Instruction	\$ 1,195.2	13%	\$ 1,153.2	13%	\$ 1,099.8	14%
Research	857.6	10	823.6	10	803.5	10
Public service	208.7	2	211.5	2	187.8	2
Institutional and academic support	767.0	8	681.0	8	646.7	8
Auxiliary enterprises:						
Patient care	4,661.5	51	4,349.2	50	3,976.1	50
Other	251.2	3	264.6	3	198.1	2
Operations and maintenance of plant	351.6	4	350.9	4	316.4	4
Depreciation	567.8	6	568.7	7	537.7	7
Scholarships and fellowships	164.4	2	156.7	2	143.9	2
	9,025.0	99	8,559.4	99	7,910.0	99
Nonoperating:						
Interest, net	74.4	1	65.5	1	65.6	1
	<u>\$ 9,099.4</u>	<u>100%</u>	<u>\$ 8,624.9</u>	<u>100%</u>	<u>\$ 7,975.6</u>	<u>100%</u>

Instruction expenses increased 4 percent, or \$42 million, in 2019, and 5 percent, or \$53 million, in 2018. This increase reflects the level of growth in the related revenue sources offset by cost containment efforts.

Research expenses increased 4 percent, or \$34 million, in 2019, and 3 percent, or \$20 million, in 2018. The increase in 2019 reflects the strength of the University's research enterprise, in spite of continued pressure on federal funding and intense competition for research dollars. To measure its total volume of research expenditures, the University considers research expenses included in the above table, as well as research related facilities and administrative expenses, research initiative and start-up expenses and research equipment purchases. These amounts totaled \$1.62 billion, \$1.55 billion and \$1.48 billion in 2019, 2018 and 2017, respectively.

UNIVERSITY OF MICHIGAN

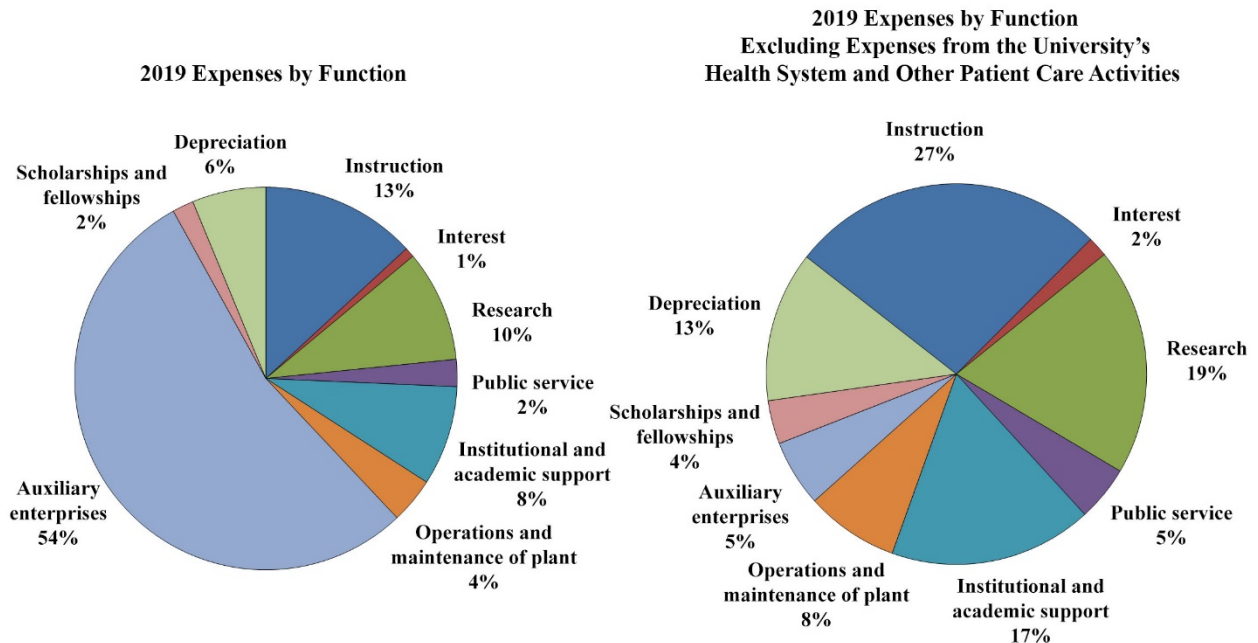
**Management’s Discussion and Analysis (Unaudited)--Continued**

Patient care expenses increased 7 percent, or \$312 million, in 2019, and 9 percent, or \$373 million, in 2018, and reflect the impact of additional patient activity and capacity expansion. Increased compensation expense related to patient care includes both growth in staff levels and wage increases. Increased medical supplies expense results from higher patient activity levels, new information technology initiatives and the rising cost of pharmaceuticals.

Scholarships and fellowships provided to students totaled \$635 million in 2019, as compared to \$596 million in 2018 and \$543 million in 2017, an increase of 17 percent over the past two years. Tuition, housing and fees revenues are reported net of aid applied to students’ accounts, while amounts paid directly to students are reported as scholarship and fellowship expenses. Scholarships and fellowships for the years ended June 30 are summarized as follows:

	2019	2018	2017
	(in millions)		
Paid directly to students	\$ 164.4	\$ 156.7	\$ 143.9
Applied to tuition and fees	446.0	415.1	376.0
Applied to University Housing	24.2	23.8	22.7
	\$ 634.6	\$ 595.6	\$ 542.6

The following graphic illustrations present total expenses by function, with and without the University’s health system and other patient care activities:



UNIVERSITY OF MICHIGAN

**Management's Discussion and Analysis (Unaudited)--Continued**

**Statement of Cash Flows**

The statement of cash flows provides additional information about the University's financial results by reporting the major sources and uses of cash. The University's cash flows for the years ended June 30 are summarized as follows:

	2019	2018 (in millions)	2017
Cash received from operations	\$ 7,965.9	\$ 7,505.7	\$ 7,103.6
Cash expended for operations	(8,283.8)	(7,916.8)	(7,277.3)
Net cash used in operating activities	(317.9)	(411.1)	(173.7)
Net cash provided by noncapital financing activities	767.7	732.7	715.5
Net cash used in capital and related financing activities	(597.2)	(592.6)	(497.9)
Net cash provided by (used in) investing activities	411.3	299.3	(278.4)
Net increase (decrease) in cash and cash equivalents	263.9	28.3	(234.5)
Cash and cash equivalents, beginning of year	133.4	105.1	285.8
Affiliation with Metro Health			53.8
Cash and cash equivalents, beginning of year, as restated	133.4	105.1	339.6
Cash and cash equivalents, end of year	<u>\$ 397.3</u>	<u>\$ 133.4</u>	<u>\$ 105.1</u>

Cash received from operations primarily consists of student tuition, sponsored program grants and contracts, and patient care revenues. Significant sources of cash provided by noncapital financing activities, as defined by GASB, include state appropriations, federal Pell grants and private gifts used to fund operating activities.

**Economic Factors That May Affect the Future**

The University maintains the highest credit ratings of S&P Global (AAA) and Moody's (Aaa). Achieving and maintaining the highest credit ratings provides the University with significant flexibility in securing capital funds on the most competitive terms. This flexibility, along with ongoing efforts toward revenue diversification and cost containment, will enable the University to provide the necessary resources to support a consistent level of excellence in service to students, patients, the research community, the state and the nation.

## UNIVERSITY OF MICHIGAN

### **Management's Discussion and Analysis (Unaudited)--Continued**

A crucial element to the University's future continues to be a strong relationship with the state of Michigan. Historically, there has been a connection between the growth, or reduction, of state support and the University's ability to control tuition increases. Over the past several years, the University has successfully addressed the realities of the state's challenging economy and, pursuant to a long-range plan, continues to work relentlessly to cut and mitigate operational costs in order to remain affordable and preserve access, while protecting the academic enterprise.

The University's budget for 2020 anticipates a 1.5 percent increase in state educational appropriations, a 1.9 percent tuition rate increase for Ann Arbor campus resident undergraduates and a 11.2 percent increase in centrally awarded financial aid. Nonresident undergraduate tuition rates will increase 3.7 percent, while most graduate and professional rates will increase 3.2 percent. Resident undergraduate tuition rates on the Dearborn and Flint campuses will increase 3.2 percent and 5.0 percent, respectively.

The University continues to execute its long-range plan to maintain, modernize and expand its complement of older facilities while adding key new facilities for instruction, research, patient care, athletics and residential life. This strategy addresses the University's growth and the continuing effects of technology on teaching, research and clinical activities. Authorized costs to complete construction and other projects totaled \$906 million at June 30, 2019. Funding for these projects is anticipated to include \$726 million from internal sources, gifts, grants and future borrowings, \$89 million from the State Building Authority and \$91 million from the utilization of unexpended bond proceeds. In September 2019, the Board of Regents approved plans for the construction of a 690,000 square foot clinical inpatient tower with an estimated cost of \$920 million and an expected completion date of fall 2024.

The University's health system continues its strategy to expand access to patients, locally and on a statewide basis. In addition to strategic capital and technological investments, the University's health system is also focusing on clinical affiliation arrangements and population management programs designed to expand community access and improve patient, family and provider experiences across the continuum of care. The affiliation arrangements are also expected to enhance clinical research, physician recruitment and support services.

UNIVERSITY OF MICHIGAN

**Management's Discussion and Analysis (Unaudited)--Continued**

While the University's health system is well positioned to maintain a strong financial condition in the near term, ongoing constraints on revenue are expected due to fiscal pressures from employers and federal and state governments. Lawmakers continue to discuss Medicare and Medicaid changes which may target graduate medical education-related payments and could result in a significant impact on teaching hospitals. In addition, private insurance and managed care contracts historically provide for annual increases in reimbursement rates that met or exceeded the rate of inflation; however, there can be no assurance that such trends will continue. Management believes that much of the payment pressure can be offset by growth in patient volume and continued efforts to contain certain costs.

The University will continue to employ its long-term investment strategy to maximize total returns, at an appropriate level of risk, while utilizing a spending rate policy to preserve endowment capital and insulate the University's operations from temporary market volatility.

As a labor-intensive organization, the University faces competitive pressures related to attracting and retaining faculty and staff. Moreover, consistent with the national landscape, the University also faces rising costs of health benefits for its employees and retirees. The University has successfully taken and will continue to take proactive steps to respond to these challenges while protecting the quality of the overall benefits package.

A portion of the University's labor force is unionized, with negotiated labor agreements defining terms and conditions of employment. Changes in relations with unions and represented employees, including the negotiation of new agreements, could have a material effect on the University.

While it is not possible to predict the ultimate results, management believes that the University's financial position will remain strong.

UNIVERSITY OF MICHIGAN

Consolidated Statement of Net Position

	June 30,	
	2019	2018
	(in thousands)	
<b>Assets and Deferred Outflows</b>		
Current Assets:		
Cash and cash equivalents	\$ 397,279	\$ 133,365
Investments for operating activities	882,303	1,117,063
Investments for capital activities	594,681	533,855
Investments for student loan activities	74,365	57,135
Accounts receivable, net	714,621	666,811
Current portion of notes and pledges receivable, net	80,035	79,765
Current portion of prepaid expenses and other assets	158,320	125,159
Cash collateral held by agent	29,485	29,727
Total Current Assets	<u>2,931,089</u>	<u>2,742,880</u>
Noncurrent Assets:		
Unexpended bond proceeds	90,813	82,797
Endowment, life income and other investments	12,834,065	12,305,228
Notes and pledges receivable, net	301,427	336,870
Prepaid expenses and other assets	107,303	90,618
Capital assets, net	6,226,969	6,120,997
Total Noncurrent Assets	<u>19,560,577</u>	<u>18,936,510</u>
Total Assets	<u>22,491,666</u>	<u>21,679,390</u>
Deferred Outflows	371,574	383,589
<b>Total Assets and Deferred Outflows</b>	<u>\$ 22,863,240</u>	<u>\$ 22,062,979</u>
<b>Liabilities, Deferred Inflows and Net Position</b>		
Current Liabilities:		
Accounts payable	\$ 293,728	\$ 290,563
Accrued compensation and other	508,597	451,458
Unearned revenue	312,092	306,803
Current portion of insurance and benefits reserves	104,235	98,159
Current portion of obligations for postemployment benefits	87,712	87,638
Commercial paper and current portion of bonds payable	232,095	237,371
Long-term bonds payable subject to remarketing, net	133,616	195,552
Collateral held for securities lending	29,485	29,727
Deposits of affiliates and others	52,296	77,422
Total Current Liabilities	<u>1,753,856</u>	<u>1,774,693</u>
Noncurrent Liabilities:		
Accrued compensation	34,126	40,682
Insurance and benefits reserves	127,677	137,003
Obligations for defined benefit pension plan, net	(2,918)	(3,823)
Obligations for postemployment benefits	3,026,343	3,216,102
Obligations under life income agreements	74,516	74,180
Government loan advances	83,542	81,510
Bonds payable	2,109,317	1,961,085
Deposits of affiliates and other	332,850	307,210
Total Noncurrent Liabilities	<u>5,785,453</u>	<u>5,813,949</u>
Total Liabilities	<u>7,539,309</u>	<u>7,588,642</u>
Deferred Inflows	520,023	193,292
Net Position:		
Net investment in capital assets	3,742,630	3,722,086
Restricted:		
Nonexpendable	2,328,667	2,146,358
Expendable	5,212,557	5,007,324
Unrestricted	3,520,054	3,405,277
Total Net Position	<u>14,803,908</u>	<u>14,281,045</u>
<b>Total Liabilities, Deferred Inflows and Net Position</b>	<u>\$ 22,863,240</u>	<u>\$ 22,062,979</u>

The accompanying notes are an integral part of the consolidated financial statements.

UNIVERSITY OF MICHIGAN

**Consolidated Statement of Revenues, Expenses  
and Changes in Net Position**

	Year Ended June 30,	
	2019	2018
	(in thousands)	
<b>Operating Revenues</b>		
Student tuition and fees	\$ 1,812,466	\$ 1,726,033
Less scholarship allowances	445,994	415,092
Net student tuition and fees	1,366,472	1,310,941
Federal grants and contracts	1,006,368	982,143
State and local grants and contracts	13,955	13,304
Nongovernmental sponsored programs	246,054	233,919
Sales and services of educational departments	145,070	140,139
Auxiliary enterprises:		
Patient care revenues (net of provision for bad debts of \$137,660 in 2019 and \$128,747 in 2018)	4,845,098	4,438,744
Student residence fees (net of scholarship allowances of \$24,226 in 2019 and \$23,814 in 2018)	120,122	117,866
Other revenues	244,198	227,288
Student loan interest income and fees	2,532	2,537
<b>Total Operating Revenues</b>	<b>7,989,869</b>	<b>7,466,881</b>
<b>Operating Expenses</b>		
Compensation and benefits	5,768,951	5,431,392
Supplies and services	2,523,804	2,402,592
Depreciation	567,857	568,707
Scholarships and fellowships	164,428	156,738
<b>Total Operating Expenses</b>	<b>9,025,040</b>	<b>8,559,429</b>
Operating Loss	(1,035,171)	(1,092,548)
<b>Nonoperating Revenues (Expenses)</b>		
State educational appropriations	370,442	363,074
Federal Pell grants	51,211	49,190
Private gifts for other than capital and endowment purposes	177,758	196,639
Net investment income	809,997	1,261,443
Interest expense, net	(81,372)	(72,905)
Federal subsidies for interest on Build America Bonds	6,961	7,451
<b>Total Nonoperating Revenues, Net</b>	<b>1,334,997</b>	<b>1,804,892</b>
Income Before Other Revenues (Expenses)	299,826	712,344
<b>Other Revenues (Expenses)</b>		
State capital appropriations		4,978
Capital gifts and grants	29,884	39,835
Private gifts for permanent endowment purposes	176,210	169,337
Other	16,943	(6,104)
<b>Total Other Revenues, Net</b>	<b>223,037</b>	<b>208,046</b>
Increase in Net Position	522,863	920,390
Net Position, Beginning of Year	14,281,045	13,360,655
<b>Net Position, End of Year</b>	<b>\$ 14,803,908</b>	<b>\$ 14,281,045</b>

The accompanying notes are an integral part of the consolidated financial statements.



UNIVERSITY OF MICHIGAN

**Consolidated Statement of Cash Flows**

	Year Ended June 30,	
	2019	2018
	(in thousands)	
<b>Cash Flows from Operating Activities</b>		
Student tuition and fees	\$ 1,365,386	\$ 1,314,268
Federal, state and local grants and contracts	1,016,393	973,815
Nongovernmental sponsored programs	242,527	250,617
Sales and services of educational departments and other	388,016	394,892
Patient care revenues	4,812,476	4,431,064
Student residence fees	118,862	118,192
Payments to employees	(4,352,547)	(4,108,246)
Payments for benefits	(1,239,145)	(1,157,316)
Payments to suppliers	(2,520,758)	(2,478,042)
Payments for scholarships and fellowships	(164,428)	(156,738)
Student loans issued	(6,940)	(16,453)
Student loans collected	19,716	20,328
Student loan interest and fees collected	2,532	2,537
<b>Net Cash Used in Operating Activities</b>	<b>(317,910)</b>	<b>(411,082)</b>
<b>Cash Flows from Noncapital Financing Activities</b>		
State educational appropriations	369,103	361,787
Federal Pell grants	51,211	49,190
Private gifts and other receipts	350,112	317,215
Student direct lending receipts	280,307	298,011
Student direct lending disbursements	(279,638)	(301,194)
Amounts received for annuity and life income funds	6,442	16,878
Amounts paid to annuitants and life beneficiaries and related expenses	(9,828)	(9,186)
<b>Net Cash Provided by Noncapital Financing Activities</b>	<b>767,709</b>	<b>732,701</b>
<b>Cash Flows from Capital and Related Financing Activities</b>		
State capital appropriations	1,217	4,968
Private gifts and other receipts	46,264	47,655
Proceeds from issuance of capital debt	260,034	163,328
Principal payments on capital debt	(164,553)	(75,918)
Interest payments on capital debt	(94,202)	(82,096)
Federal subsidies for Build America Bonds interest	3,696	7,413
Payments for bond refunding and related costs	(791)	(526)
Purchases of capital assets	(677,883)	(658,839)
Proceeds from sales of capital assets	28,996	1,329
<b>Net Cash Used in Capital and Related Financing Activities</b>	<b>(597,222)</b>	<b>(592,686)</b>
<b>Cash Flows from Investing Activities</b>		
Interest and dividends on investments, net	52,846	51,985
Proceeds from sales and maturities of investments	6,172,854	5,477,448
Purchases of investments	(5,841,764)	(5,119,195)
Net (increase) decrease in unexpended capital debt proceeds	(8,016)	15,658
Net decrease (increase) in cash equivalents from noncurrent investments	60,971	(126,745)
Net (decrease) increase in deposits of affiliates and other	(25,554)	154
<b>Net Cash Provided by Investing Activities</b>	<b>411,337</b>	<b>299,305</b>
Net Increase in Cash and Cash Equivalents	263,914	28,238
Cash and Cash Equivalents, Beginning of Year	133,365	105,127
<b>Cash and Cash Equivalents, End of Year</b>	<b>\$ 397,279</b>	<b>\$ 133,365</b>

The accompanying notes are an integral part of the consolidated financial statements.

UNIVERSITY OF MICHIGAN

**Consolidated Statement of Cash Flows--Continued**

	<b>Year Ended June 30,</b>	
	<b>2019</b>	<b>2018</b>
	(in thousands)	
Reconciliation of Operating Loss to Net Cash Used in Operating Activities:		
Operating loss	<b>\$ (1,035,171)</b>	\$ (1,092,548)
Adjustments to reconcile operating loss to net cash used in operating activities:		
Depreciation expense	<b>567,857</b>	568,707
Changes in assets and liabilities:		
Accounts receivable, net	<b>(35,743)</b>	(21,468)
Prepaid expenses and other assets	<b>(26,249)</b>	(65,680)
Accounts payable	<b>4,052</b>	(32,228)
Accrued compensation and other	<b>24,027</b>	6,106
Unearned revenue	<b>5,539</b>	23,502
Deposits of affiliates and others	<b>2,078</b>	
Insurance and benefits reserves	<b>(3,250)</b>	21,127
Obligations for defined benefit pension plan, net	<b>905</b>	(7,259)
Obligations for postemployment benefits	<b>(189,685)</b>	105,413
Deposits of affiliates and other	<b>32,240</b>	20,345
Changes in deferred outflows	<b>12,762</b>	(43,176)
Changes in deferred inflows	<b>322,728</b>	106,077
Net Cash Used in Operating Activities	<b>\$ (317,910)</b>	\$ (411,082)

The accompanying notes are an integral part of the consolidated financial statements.

UNIVERSITY OF MICHIGAN

**Notes to Consolidated Financial Statements**

June 30, 2019 and 2018

**Note 1--Organization and Summary of Significant Accounting Policies**

Organization and Basis of Presentation: The University of Michigan (the “University”) is a state-supported institution with an enrollment of over 63,700 students on its three campuses. The financial statements include the individual schools, colleges and departments, the University of Michigan Health System (“UMHS”), Michigan Health Corporation (a wholly-owned corporation created for joint venture and managed care initiatives), UM Health (a wholly-owned corporation created to hold and develop the University’s statewide network of hospitals, hospital joint ventures and other hospital affiliations, currently consisting of Metropolitan Health Corporation) and Veritas Insurance Corporation (a wholly-owned captive insurance company). While the University is a political subdivision of the state of Michigan, it is not a component unit of the State in accordance with Governmental Accounting Standards Board (“GASB”) Statement No. 14, *The Financial Reporting Entity*. The University is classified as a state instrumentality under Internal Revenue Code Section 115 and a charitable organization under Internal Revenue Code Section 501(c)(3), and is therefore exempt from federal income taxes. Certain activities of the University may be subject to taxation as unrelated business income under Internal Revenue Code Sections 511 to 514.

The University reports as a special purpose government entity engaged primarily in business type activities, as defined by GASB, on the accrual basis. Business type activities are those that are financed in whole or in part by fees charged to external parties for goods or services.

The financial statements of all controlled organizations are included in the University’s financial statements; affiliated organizations that are not controlled by, and not dependent on the University, such as booster and alumni organizations, are not included.

UNIVERSITY OF MICHIGAN

**Notes to Consolidated Financial Statements--Continued**

**Note 1--Organization and Summary of Significant Accounting Policies--Continued**

Net position is categorized as:

- Net investment in capital assets: Capital assets, net of accumulated depreciation, outstanding principal balances of debt and capital lease liabilities, unexpended bond proceeds and deferred outflows associated with the acquisition, construction or improvement of those assets.
- Restricted:
  - Nonexpendable - Net position subject to externally imposed stipulations that it be maintained permanently. Such net position includes the corpus portion (historical value) of gifts to the University's permanent endowment funds and certain investment earnings stipulated by the donor to be reinvested permanently.
  - Expendable - Net position subject to externally imposed stipulations that can be fulfilled by actions of the University pursuant to those stipulations or that expire by the passage of time. Such net position includes net appreciation of the University's permanent endowment funds that have not been stipulated by the donor to be reinvested permanently.
- Unrestricted: Net position not subject to externally imposed stipulations. Unrestricted net position may be designated for specific purposes by action of management or the Board of Regents. Substantially all unrestricted net position is designated for various academic programs, research initiatives and capital projects.

Summary of Significant Accounting Policies: For purposes of the statement of cash flows, the University considers all highly liquid investments purchased with a maturity of three months or less, to be cash equivalents. Cash equivalents representing assets of the University's endowment, life income and other investments are included in noncurrent investments as these funds are not used for operating purposes.

Investments are reported in four categories in the statement of net position. Investments reported as endowment, life income and other investments are those funds invested in portfolios that are considered by management to be of a long duration. Investments for student loan and capital activities are those funds that are intended to be used for these specific activities. All other investments are reported as investments for operating activities.

UNIVERSITY OF MICHIGAN

**Notes to Consolidated Financial Statements--Continued**

**Note 1--Organization and Summary of Significant Accounting Policies--Continued**

GASB defines fair value and establishes a framework for measuring fair value that includes a three tiered hierarchy of valuation inputs, placing a priority on those which are observable in the market. Observable inputs reflect market data obtained from sources independent of the reporting entity and unobservable inputs reflect the University's own assumptions about how market participants would value an asset or liability based on the best information available. To the extent that valuation is based on models or inputs that are less observable or unobservable in the market, the determination of fair value requires more judgment. The three levels of inputs, of which the first two are considered observable and the last unobservable, are as follows:

- Level 1 - Quoted prices for identical assets or liabilities in active markets that can be accessed at the measurement date
- Level 2 - Other significant observable inputs, either direct or indirect, such as quoted prices for similar assets or liabilities in active markets; quoted prices for identical or similar assets or liabilities in markets that are not active; inputs other than quoted prices that are observable; or market corroborated inputs
- Level 3 - Unobservable inputs

GASB allows for the use of net asset value ("NAV") as a practical expedient to determine the fair value of nonmarketable investments if the NAV is calculated in a manner consistent with the Financial Accounting Standards Board's measurement principles for investment companies. Investments that use NAV in determining fair value are disclosed separately from the valuation hierarchy as presented in Note 2.

Investments in marketable securities are carried at fair value, as established by the major securities markets. Purchases and sales of investments are accounted for on the trade date basis. Investment income is recorded on the accrual basis. Realized and unrealized gains and losses are reported in investment income.

Investments in nonmarketable limited partnerships are carried at fair value, which is generally established using the NAV provided by the management of the investment partnerships at June 30, 2019 and 2018. The University may also adjust the fair value of these investments based on market conditions, specific redemption terms and restrictions, risk considerations and other factors. As these investments are not readily marketable, the estimated value is subject to uncertainty, and therefore, may differ from the value that would have been used had a ready market for the investments existed.

UNIVERSITY OF MICHIGAN

**Notes to Consolidated Financial Statements--Continued**

**Note 1--Organization and Summary of Significant Accounting Policies--Continued**

Investments denominated in foreign currencies are translated into U.S. dollar equivalents using year end spot foreign currency exchange rates. Purchases and sales of investments denominated in foreign currencies and related income are translated at spot exchange rates on the transaction dates.

Derivative instruments such as financial futures, forward foreign exchange contracts and interest rate swaps held in investment portfolios, are recorded on the contract date and are carried at fair value using listed price quotations or amounts that approximate fair value. To facilitate trading in financial futures, the University is required to post cash or securities to satisfy margin requirements of the exchange where such futures contracts are listed. The University monitors the required amount of cash and securities on deposit for financial futures transactions and withdraws or deposits cash or securities as necessary.

Accounts receivable are recorded net of an allowance for uncollectible accounts receivable. The allowance is based on management's judgment of potential uncollectible amounts, which includes such factors as historical experience and type of receivable.

The University receives pledges and bequests of financial support from corporations, foundations and individuals. Revenue is recognized when a pledge representing an unconditional promise to give is received and all eligibility requirements, including time requirements, have been met. In the absence of such a promise, revenue is recognized when the gift is received. Permanent endowment pledges do not meet eligibility requirements, as defined by GASB, and are not recorded as assets until the related gift is received.

Unconditional promises to give that are expected to be collected in future years are recorded at the present value of the estimated future cash flows. The discounts on these amounts are computed using risk-free interest rates applicable to the years in which the promises are made, commensurate with expected future payments. An allowance for uncollectible pledges receivable is provided based on management's judgment of potential uncollectible amounts and includes such factors as prior collection history, type of gift and nature of fundraising.

Capital assets are recorded at cost or, if donated, at acquisition value at the date of donation. Depreciation of capital assets is provided on a straight-line method over the estimated useful lives of the respective assets, which generally range from three to fifty years. The University does not capitalize works of art or historical treasures that are held for exhibition, education, research or public service. These collections are neither disposed of for financial gain nor encumbered in any way. Accordingly, such collections are not recognized or capitalized for financial statement purposes.

UNIVERSITY OF MICHIGAN

**Notes to Consolidated Financial Statements--Continued**

**Note 1--Organization and Summary of Significant Accounting Policies--Continued**

Deferred outflows represent the consumption of net assets attributable to a future period and are primarily associated with the University's obligations for postemployment benefits, debt and derivative activity, and the defined benefit pension plan for Metropolitan Health Corporation ("Metro Health").

Unearned revenue consists primarily of cash received from grant and contract sponsors which has not yet been earned under the terms of the agreement. Unearned revenue also includes amounts received in advance of an event, such as student tuition and advance ticket sales related to future fiscal years.

Deposits of affiliates and others represents cash and invested funds held by the University as a result of agency relationships with various groups. Noncurrent deposits of affiliates represents the portion of endowment and similar funds held by the University on behalf of others.

The University holds life income funds for beneficiaries of the pooled income fund, charitable remainder trusts and the gift annuity program. These funds generally pay lifetime income to beneficiaries, after which the principal is made available to the University in accordance with donor intentions. All life income fund assets, including those held in trust, are recorded at fair value. The present value of estimated future payments due to life income beneficiaries is recorded as a liability.

Deferred inflows represent the acquisition of net assets attributable to a future period and are associated with the University's obligations for postemployment benefits, Metro Health's defined benefit pension plan and irrevocable split-interest agreements.

For donor restricted endowments, the Uniform Prudent Management of Institutional Funds Act, as adopted in Michigan, permits the Board of Regents to appropriate amounts for endowment spending rule distributions as is considered prudent. The University's policy is to retain net realized and unrealized appreciation with the endowment after spending rule distributions. Net appreciation of permanent endowment funds, which totaled \$2,144,532,000 and \$2,067,392,000 at June 30, 2019 and 2018, respectively, is recorded in restricted expendable net position. The University's endowment spending rule is further discussed in Note 2.

Student tuition and residence fees are presented net of scholarships and fellowships applied to student accounts, while stipends and other payments made directly to students are presented as scholarship and fellowship expenses.

UNIVERSITY OF MICHIGAN

**Notes to Consolidated Financial Statements--Continued**

**Note 1--Organization and Summary of Significant Accounting Policies--Continued**

Patient care revenues are reported net of contractual allowances and bad debt expenses. Contractual allowances are estimated based on agreements with third-party payers that provide payments for patient care services at amounts different from established rates. These allowances are subject to the laws and regulations governing the federal and state programs and post-payment audits, and adjusted in future periods as final settlements are determined. Patient care services are primarily provided through the University's health system, which includes University Health Service, which offers health care services to students, faculty and staff, and Dental Faculty Associates, which offers dental care services performed by faculty dentists.

Patient care services are provided to patients who meet certain criteria under the University's charity care policies without charge or at amounts less than its established rates. Accordingly, charity care is not reported as revenue in the accompanying statement of revenues, expenses and changes in net position. Charges forgone for charity care services totaled \$78,370,000 and \$77,259,000 in 2019 and 2018, respectively.

Other auxiliary enterprise revenues primarily represent revenues generated by intercollegiate athletics, parking, student unions and student publications.

The University's policy for defining operating activities as reported on the statement of revenues, expenses and changes in net position are those that generally result from exchange transactions such as payments received for providing services and payments made for services or goods received. Nearly all of the University's expenses result from exchange transactions.

Certain significant revenue streams relied upon for operations result from nonexchange transactions and are recorded as nonoperating revenues including state appropriations, federal Pell grants, gifts and investment income.

The preparation of financial statements in conformity with accounting principles generally accepted in the United States of America requires management to make estimates and assumptions that affect amounts reported in the financial statements and accompanying notes. Actual results could differ from those estimates. The most significant areas that require management estimates relate to self-insurance and benefits obligations.



UNIVERSITY OF MICHIGAN

**Notes to Consolidated Financial Statements--Continued**

**Note 2--Cash and Investments**

Summary: The University maintains centralized management for substantially all of its cash and investments.

Working capital of individual University units is primarily invested in the University Investment Pool ("UIP"). Together with the University's short-term insurance and other benefits reserves, the UIP is invested in the Daily and Monthly Portfolios, which are principally invested in investment-grade money market securities, U.S. government and other fixed income securities, and absolute return strategies.

The University collectively invests substantially all of the assets of its endowment funds along with a portion of its insurance and benefits reserves, charitable remainder trusts and gift annuity program in the Long Term Portfolio. The longer investment horizon of the Long Term Portfolio allows for an equity-oriented strategy to achieve higher expected returns over time, and permits the use of less liquid alternative investments, providing for equity diversification beyond the stock markets. The Long Term Portfolio includes investments in domestic and non-U.S. stocks and bonds, commingled funds and limited partnerships consisting of venture capital, private equity, real estate, natural resources and absolute return strategies.

The University also separately invests certain endowments and charitable remainder trusts, unexpended bond proceeds and other funds with investment restrictions outside of the Daily, Monthly and Long Term Portfolios.

Authorizations: The University's investment policies are governed and authorized by University Bylaws and the Board of Regents. The approved asset allocation policy for the Long Term Portfolio sets general targets for both equities and fixed income securities. Since diversification is a fundamental risk management strategy, the Long Term Portfolio is broadly diversified within these general categories.

The endowment spending rule provides for distributions from the University Endowment Fund to the entities that benefit from the endowment fund. The annual distribution rate is 4.5 percent of the one-quarter lagged seven year moving average fair value of fund shares. To protect endowment principal in the event of a prolonged market downturn, distributions are limited to 5.3 percent of the current fair value of fund shares. Distributions are also made from the UIP based on the 90-day U.S. Treasury Bill rate. The University's costs to administer and grow the University Endowment Fund and UIP are funded by investment returns.

UNIVERSITY OF MICHIGAN

**Notes to Consolidated Financial Statements--Continued**

**Note 2--Cash and Investments--Continued**

Cash and Cash Equivalents and Unexpended Bond Proceeds: Cash and cash equivalents, which totaled \$397,279,000 and \$133,365,000 at June 30, 2019 and 2018, respectively, represent cash and short-term money market investments in mutual funds, overnight collective funds managed by the University's custodian or short-term highly liquid investments registered as securities and held by the University or its agents in the University's name. Of its cash and cash equivalents, the University had actual cash balances in its bank accounts in excess of Federal Deposit Insurance Corporation limits in the amount of \$14,121,000 and \$42,720,000 at June 30, 2019 and 2018, respectively. The University does not require its deposits to be collateralized or insured.

Unexpended bond proceeds, which totaled \$90,813,000 and \$82,797,000 at June 30, 2019 and 2018, respectively, represent short-term money market investments in mutual funds. These amounts are used solely for the reimbursement of qualifying expenditures for construction projects associated with certain outstanding general revenue bonds issued by the University.

Cash and cash equivalents and unexpended bond proceeds include certain securities that are subject to the leveling requirements defined by GASB. Level 1 securities, which primarily consist of money market funds and U.S. government securities, totaled \$278,275,000 and \$132,042,000 at June 30, 2019 and 2018, respectively. Level 2 securities, which primarily consist of U.S. agencies, totaled \$36,000,000 and \$34,100,000 at June 30, 2019 and 2018, respectively.

Investments: At June 30, 2019 and 2018, the University's investments, which are held by the University or its agents in the University's name, are summarized as follows:

	<b>2019</b>	<b>2018</b>
	(in thousands)	
Cash equivalents, noncurrent	\$ 167,876	\$ 229,067
Equity securities	1,222,061	1,238,818
Fixed income securities	1,361,575	1,826,821
Commingled funds	3,295,746	3,101,671
Nonmarketable alternative investments	8,339,202	7,608,059
Other investments	(1,046)	8,845
	<b>\$ 14,385,414</b>	<b>\$ 14,013,281</b>

UNIVERSITY OF MICHIGAN

Notes to Consolidated Financial Statements--Continued

Note 2--Cash and Investments--Continued

At June 30, 2019 and 2018, the fair value of the University's investments based on the inputs used to value them is summarized as follows:

	2019				Total Fair Value
	Level 1	Level 2	Level 3 (in thousands)	NAV	
Cash equivalents, noncurrent	\$ 167,876	-	-	-	\$ 167,876
Equity securities:					
Domestic	314,972		\$ 46,539		361,511
Foreign	859,552		998		860,550
	1,174,524	-	47,537	-	1,222,061
Fixed income securities:					
U.S. Treasury	735,365				735,365
U.S. government agency		\$ 27,355			27,355
Corporate and other		586,024	12,831		598,855
	735,365	613,379	12,831	-	1,361,575
Commingled funds:					
Absolute return				\$ 2,282,226	2,282,226
Domestic equities	162			423,668	423,830
Global equities	3			569,546	569,549
U.S. fixed income	3,164				3,164
Other	16,977				16,977
	20,306	-	-	3,275,440	3,295,746
Nonmarketable alternative investments:					
Venture capital				2,249,481	2,249,481
Absolute return				1,885,870	1,885,870
Private equity			267,327	1,354,169	1,621,496
Real estate			10,993	1,265,848	1,276,841
Natural resources			204,555	1,100,959	1,305,514
	-	-	482,875	7,856,327	8,339,202
Other investments	(3,145)	(7,184)	9,283	-	(1,046)
	\$ 2,094,926	\$ 606,195	\$ 552,526	\$ 11,131,767	\$ 14,385,414

UNIVERSITY OF MICHIGAN

Notes to Consolidated Financial Statements--Continued

Note 2--Cash and Investments--Continued

	2018				Total Fair Value
	Level 1	Level 2	Level 3 (in thousands)	NAV	
Cash equivalents, noncurrent	\$ 229,067	-	-	-	\$ 229,067
Equity securities:					
Domestic	401,755		\$ 34,971		436,726
Foreign	801,506		586		802,092
	1,203,261	-	35,557	-	1,238,818
Fixed income securities:					
U.S. Treasury	752,529				752,529
U.S. government agency		\$ 116,085			116,085
Corporate and other		955,166	3,041		958,207
	752,529	1,071,251	3,041	-	1,826,821
Commingled funds:					
Absolute return				\$ 2,006,037	2,006,037
Domestic equities	17,089			263,389	280,478
Global equities	9,495			758,608	768,103
U.S. fixed income	9,453			33,589	43,042
Other	4,011				4,011
	40,048	-	-	3,061,623	3,101,671
Nonmarketable alternative investments:					
Venture capital				1,771,258	1,771,258
Absolute return				1,636,355	1,636,355
Private equity			343,688	1,504,786	1,848,474
Real estate			9,225	1,104,080	1,113,305
Natural resources			224,151	1,014,516	1,238,667
	-	-	577,064	7,030,995	7,608,059
Other investments	(2,131)	966	10,010	-	8,845
	\$ 2,222,774	\$ 1,072,217	\$ 625,672	\$ 10,092,618	\$ 14,013,281

Investments categorized as Level 1 are valued using prices quoted in active markets for those securities. Equity securities categorized as Level 3 represent investments in start-up or venture companies. Fixed income securities categorized as Level 2 represent investments valued using a matrix pricing technique, which values debt securities based on their relationship to a benchmark and the relative spread to that benchmark. Fixed income securities categorized as Level 3 represent debt investments with select venture funded University faculty start-ups as well as a note receivable associated with the sale of a portion of the University's nonmarketable alternative real estate investments at June 30, 2019. Nonmarketable alternative investments categorized as Level 3 primarily represent direct investments which are valued using models that rely on inputs which are unobservable in the market.

## UNIVERSITY OF MICHIGAN

### Notes to Consolidated Financial Statements--Continued

#### Note 2--Cash and Investments--Continued

The University's investment strategy incorporates certain financial instruments that involve, to varying degrees, elements of market risk and credit risk in excess of amounts recorded in the financial statements. Market risk is the potential for changes in the value of financial instruments due to market changes, including interest and foreign exchange rate movements and fluctuations embodied in forwards, futures and commodity or security prices. Market risk is directly impacted by the volatility and liquidity of the markets in which the underlying assets are traded. Credit risk is the possibility that a loss may occur due to the failure of a counterparty to perform according to the terms of the contract. The University's risk of loss in the event of a counterparty default is typically limited to the amounts recognized in the statement of net position and is not represented by the contract or notional amounts of the instruments.

Fixed income securities have inherent financial risks, including credit risk and interest rate risk. Credit risk for fixed income securities is the risk that the issuer will not fulfill its obligations. Nationally recognized statistical rating organizations ("NSROs"), such as S&P Global and Moody's, assign credit ratings to security issues and issuers that indicate a measure of potential credit risk to investors. Fixed income securities considered investment grade are those rated at least BBB by S&P Global and Baa by Moody's. To manage credit risk, the University specifies minimum average and minimum absolute quality NSRO ratings for securities held pursuant to its management agreements.

The University minimizes concentration of credit risk, the risk of a large loss attributed to the magnitude of the investment in a single issuer of fixed income securities, by diversifying its fixed income issues and issuers and holding U.S. Treasury securities which are considered to have minimal credit risk. The University also manages this risk at the account level by limiting each fixed income manager's holding of any non-U.S. government issuer to 5 percent of the value of the investment account.

Interest rate risk is the risk that changes in interest rates will adversely affect the fair value of fixed income securities. Effective duration, a commonly used measure of interest rate risk, incorporates a security's yield, coupon, final maturity, call features and other embedded options into one number expressed in years that indicates how price-sensitive a security or portfolio of securities is to changes in interest rates. The effective duration of a security or portfolio indicates the approximate percentage change in fair value expected for a one percent change in interest rates. The longer the duration, the more sensitive the security or portfolio is to changes in interest rates. The weighted average effective duration of the University's fixed income securities was 5.0 years at June 30, 2019 compared to 4.2 years at June 30, 2018. The University manages the effective duration of its fixed income securities at the account level, where fixed income managers generally may not deviate from the duration of their respective benchmarks by more than 25 percent. The Monthly Portfolio held positions in bond futures at June 30, 2019 and 2018, which are used to adjust the duration of cash equivalents and the fixed income portion of the portfolios.

UNIVERSITY OF MICHIGAN

Notes to Consolidated Financial Statements--Continued

Note 2--Cash and Investments--Continued

The composition of fixed income securities at June 30, 2019 and 2018, along with credit quality and effective duration measures, is summarized as follows:

	<b>2019</b>					Duration (in years)
	U.S. Government	Investment Grade	Non- Investment Grade (in thousands)	Not Rated	Total	
U.S. Treasury	\$ 724,727				\$ 724,727	5.0
U.S. Treasury inflation protected	10,638				10,638	7.3
U.S. government agency	27,355				27,355	0.9
Mortgage backed		\$ 13,346	\$ 404	\$ 6,514	20,264	0.8
Asset backed		34,271		377	34,648	0.7
Corporate and other		508,015	13,583	22,345	543,943	5.5
	<u>\$ 762,720</u>	<u>\$ 555,632</u>	<u>\$ 13,987</u>	<u>\$ 29,236</u>	<u>\$ 1,361,575</u>	5.0

	<b>2018</b>					Duration (in years)
	U.S. Government	Investment Grade	Non- Investment Grade (in thousands)	Not Rated	Total	
U.S. Treasury	\$ 527,662				\$ 527,662	8.7
U.S. Treasury inflation protected	224,867				224,867	2.2
U.S. government agency	116,085				116,085	0.4
Mortgage backed		\$ 82,258	\$ 2,930	\$ 22,634	107,822	0.6
Asset backed		68,336		2,210	70,546	0.7
Corporate and other		753,876	16,841	9,122	779,839	3.2
	<u>\$ 868,614</u>	<u>\$ 904,470</u>	<u>\$ 19,771</u>	<u>\$ 33,966</u>	<u>\$ 1,826,821</u>	4.2

Of the University's fixed income securities, 97 percent were rated investment grade or better at both June 30, 2019 and 2018, and 63 percent and 59 percent of these securities consisted of either U.S. treasury and government agencies or non-U.S. government securities rated AAA/Aaa at June 30, 2019 and 2018, respectively.

Commingled (pooled) funds include Securities and Exchange Commission regulated mutual funds and externally managed funds, limited partnerships and corporate structures which are generally unrated and unregulated. Certain commingled funds may use derivatives, short positions and leverage as part of their investment strategy. These investments are structured to limit the University's risk exposure to the amount of invested capital.

UNIVERSITY OF MICHIGAN

Notes to Consolidated Financial Statements--Continued

Note 2--Cash and Investments--Continued

Nonmarketable alternative investments consist of limited partnerships and similar vehicles involving an advance commitment of capital called by the general partner as needed and distributions of capital and return on invested capital as underlying strategies are concluded during the life of the partnership. There is not an active secondary market for these alternative investments, which are generally unrated and unregulated, and the liquidity of these investments is dependent on actions taken by the general partner. The University's limited partnerships are diversified in terms of manager selection, industry and geographic focus. At June 30, 2019 and 2018, no individual partnership investment represented 5 percent or more of total investments.

Absolute return strategies in the commingled funds and nonmarketable alternative investments classifications include long/short stock programs, merger arbitrage, intra-capital structure arbitrage and distressed debt investments. The goal of absolute return strategies is to provide, in aggregate, a return that is consistently positive and uncorrelated with the overall market.

The University's investments in commingled funds and nonmarketable alternative investments are contractual agreements that may limit the ability to initiate redemptions due to notice periods, lock-ups and gates. Additional information about current redemption terms and outstanding commitments at June 30, 2019 is summarized as follows (amounts in thousands):

	Fair Value	Remaining Life	Outstanding Commitments	Redemption Terms	Redemption Notice
Commingled funds	\$ 3,295,746	N/A		Daily, monthly, quarterly and annually, with varying notice periods	Lock-up provisions range from none to 3 years
Nonmarketable alternative investments	\$ 8,339,202	1-12 years	\$ 6,089,675	Ineligible for redemption	N/A

Commingled funds have liquidity (redemption) provisions, which enable the University to make full or partial withdrawals with notice, subject to restrictions on the timing and amount. Of the University's commingled funds at June 30, 2019 and 2018, approximately 75 percent and 79 percent are redeemable within one year, with 58 percent and 63 percent redeemable within 90 days under normal market conditions. The remaining amounts are redeemable beyond one year, with redemption of certain funds dependent on disposition of the underlying assets. The University's committed but unpaid obligation to nonmarketable alternative investments is further discussed in Note 14.

UNIVERSITY OF MICHIGAN

**Notes to Consolidated Financial Statements--Continued**

**Note 2--Cash and Investments--Continued**

The University participates in non-U.S. developed and emerging markets through commingled funds invested in non-U.S./global equities and absolute return strategies. Although all of these funds are reported in U.S. dollars, price changes of the underlying securities in local markets as well as changes to the value of local currencies relative to the U.S. dollar are embedded in investment returns. In addition, a portion of the University's equity securities and nonmarketable alternative investments are denominated in foreign currencies, which must be settled in local (non-U.S.) currencies.

Foreign exchange risk is the risk that investments denominated in foreign currencies may lose value due to adverse fluctuations in the value of the U.S. dollar relative to foreign currencies. Forward foreign currency contracts are typically used to manage the risks related to fluctuations in currency exchange rates between the time of purchase or sale and the actual settlement of foreign securities. Various investment managers acting for the University use forward foreign exchange contracts in risk-based transactions to carry out their portfolio strategies and are subject to agreements that provide minimum diversification and maximum exposure limits by country and currency.

The value of the University's non-U.S. dollar holdings, net of the value of the outstanding forward foreign exchange contracts, totaled \$1,726,091,000 or 12 percent of total investments at June 30, 2019, and \$1,766,714,000 or 13 percent of total investments at June 30, 2018, and are summarized as follows:

	2019	2018
	(in thousands)	
Euro	\$ 805,536	\$ 983,971
British pound sterling	289,940	252,537
Japanese yen	232,252	233,049
Swedish krona	111,224	78,464
Canadian dollar	83,105	79,368
Swiss franc	68,733	35,564
Norwegian krone	39,071	49,760
Other	96,230	54,001
	\$ 1,726,091	\$ 1,766,714



UNIVERSITY OF MICHIGAN

Notes to Consolidated Financial Statements--Continued

**Note 2--Cash and Investments--Continued**

The Long Term Portfolio and the Monthly Portfolio participate in a short-term, fully collateralized, securities lending program administered by the University's master custodian. Together, the Portfolios had \$64,548,000 and \$79,224,000 in securities loans outstanding at June 30, 2019 and 2018, respectively. At loan inception, an approved borrower must deliver collateral of cash, securities or letters of credit to the University's lending agent equal to 102 percent of fair value for domestic securities and 105 percent for foreign securities. Collateral positions are monitored daily to ensure that borrowed securities are never less than 100 percent collateralized. At June 30, 2019, collateral of \$67,327,000 (104 percent of securities on loan) includes invested cash of \$29,485,000 and U.S. government securities of \$37,842,000, while at June 30, 2018, collateral of \$82,085,000 (104 percent of securities on loan) includes invested cash of \$29,727,000 and U.S. government securities of \$52,358,000.

Cash collateral held by the University's lending agent, along with the offsetting liability to return the collateral at loan termination, are recorded in the statement of net position. Neither the University nor its securities lending agent has the ability to pledge or sell securities received as collateral unless a borrower defaults. Securities loans may be terminated upon notice by either the University or the borrower.

**Note 3--Accounts Receivable**

The composition of accounts receivable at June 30, 2019 and 2018 is summarized as follows:

	<b>2019</b>	<b>2018</b>
	(in thousands)	
Patient care	\$ 539,653	\$ 507,827
Sponsored programs	172,681	164,264
State appropriations, educational and capital	67,353	67,230
Student accounts	32,715	27,457
Other	36,975	32,219
	849,377	798,997
Less allowance for uncollectible accounts receivable:		
Patient care	125,731	123,370
All other	9,025	8,816
	\$ 714,621	\$ 666,811

UNIVERSITY OF MICHIGAN

Notes to Consolidated Financial Statements--Continued

Note 4--Notes and Pledges Receivable

The composition of notes and pledges receivable at June 30, 2019 and 2018 is summarized as follows:

	2019	2018
	(in thousands)	
Notes:		
Federal student loan programs	\$ 74,153	\$ 85,918
University student loan funds	15,691	16,664
Other	1,396	1,390
	91,240	103,972
Less allowance for uncollectible notes	3,134	3,134
Total notes receivable, net	88,106	100,838
Gift pledges:		
Capital	138,983	165,342
Operations	167,350	164,920
	306,333	330,262
Less:		
Allowance for uncollectible pledges	8,137	9,523
Unamortized discount to present value	4,840	4,942
Total pledges receivable, net	293,356	315,797
Total notes and pledges receivable, net	381,462	416,635
Less current portion	80,035	79,765
	\$ 301,427	\$ 336,870

The principal repayment and interest rate terms of federal and University loans vary considerably. The allowance for uncollectible notes only applies to University funded notes and the University portion of federal student loans, as the University is not obligated to fund the federal portion of uncollected student loans. Federal loan programs are funded principally with federal advances to the University under the Perkins and various health professions loan programs.

UNIVERSITY OF MICHIGAN

**Notes to Consolidated Financial Statements--Continued**

**Note 4--Notes and Pledges Receivable--Continued**

Payments on pledges receivable at June 30, 2019 are expected to be received in the following years ended June 30 (in thousands):

2020	\$ 63,261
2021	57,970
2022	43,855
2023	35,386
2024	46,680
2025 and after	59,181
	<hr/>
	\$ 306,333

Permanent endowment pledges do not meet eligibility requirements, as defined by GASB, until the related gift is received. Accordingly, permanent endowment pledges totaling \$156,957,000 and \$168,926,000 at June 30, 2019 and 2018, respectively, are not recognized as assets in the accompanying financial statements. In addition, bequest intentions and other conditional promises are not recognized as assets until the specified conditions are met due to uncertainties with regard to their realizability and valuation.

UNIVERSITY OF MICHIGAN

**Notes to Consolidated Financial Statements--Continued**

**Note 5--Capital Assets**

Capital assets activity for the years ended June 30, 2019 and 2018 is summarized as follows:

	<b>2019</b>			Ending Balance
	Beginning Balance	Additions	Retirements	
	(in thousands)			
Land	\$ 129,376	\$ 24,533	\$ 599	\$ 153,310
Land improvements	143,738	18,026	1,463	160,301
Infrastructure	262,207	2,550		264,757
Buildings	9,178,875	265,783	31,782	9,412,876
Construction in progress	301,434	111,773		413,207
Equipment	2,098,370	228,688	84,565	2,242,493
Library materials	646,376	28,115		674,491
	12,760,376	679,468	118,409	13,321,435
Less accumulated depreciation	6,639,379	567,857	112,770	7,094,466
	<u>\$ 6,120,997</u>	<u>\$ 111,611</u>	<u>\$ 5,639</u>	<u>\$ 6,226,969</u>

	<b>2018</b>			Ending Balance
	Beginning Balance	Additions	Retirements	
	(in thousands)			
Land	\$ 126,617	\$ 2,952	\$ 193	\$ 129,376
Land improvements	137,981	7,275	1,518	143,738
Infrastructure	258,449	4,149	391	262,207
Buildings	8,618,377	620,725	60,227	9,178,875
Construction in progress	476,124	(174,690)		301,434
Equipment	2,050,848	163,428	115,906	2,098,370
Library materials	620,200	26,176		646,376
	12,288,596	650,015	178,235	12,760,376
Less accumulated depreciation	6,243,154	568,707	172,482	6,639,379
	<u>\$ 6,045,442</u>	<u>\$ 81,308</u>	<u>\$ 5,753</u>	<u>\$ 6,120,997</u>

The increase in construction in progress of \$111,773,000 in 2019 represents the amount of capital expenditures for new projects of \$559,735,000 net of assets placed in service of \$447,962,000. The decrease in construction in progress of \$174,690,000 in 2018 represents the amount of capital expenditures for new projects of \$527,908,000 net of assets placed in service of \$702,598,000.

During 2018, the University recognized \$24,698,000 of additional depreciation expense in connection with the impairment of certain components of Metro Health's hospital facilities.

UNIVERSITY OF MICHIGAN

Notes to Consolidated Financial Statements--Continued

Note 6--Long-term Debt

Long-term debt at June 30, 2019 and 2018 is summarized as follows:

	2019	2018
	(in thousands)	
Commercial paper:		
Tax-exempt, variable rate (1.57%)*	\$ 142,990	\$ 155,595
Taxable, variable rate (2.30%)*	2,250	2,865
General revenue bonds:		
Series 2019A, 5.00% through 2036	148,330	
unamortized premium	26,936	
Series 2019B, taxable, 2.535% to 3.416% through 2029	16,755	
Series 2019C, 4.00% through 2049	61,725	
unamortized premium	5,949	
Series 2018A, 4.00% to 5.00% through 2048	135,130	137,510
unamortized premium	17,988	19,055
Series 2017A, 4.00% to 5.00% through 2047	447,410	456,265
unamortized premium	72,310	78,186
Series 2015, 4.00% to 5.00% through 2046	294,850	302,415
unamortized premium	44,612	47,640
Series 2014A, 4.25% to 5.00% through 2044	74,250	76,060
Series 2014B, 2.071% to 3.516% through 2024	4,820	5,730
unamortized premium	6,056	6,503
Series 2013A, 2.50% to 5.00% through 2029	43,575	44,975
unamortized premium	1,424	1,649
Series 2012A, variable rate (1.78%)* through 2036	50,000	50,000
Series 2012B, variable rate (1.86%)* through 2042	65,000	65,000
Series 2012D-1, variable rate (1.80%)* through 2025 with partial swap to fixed through 2025	56,635	60,220
Series 2012D-2, variable rate (1.80%)* through 2030 with partial swap to fixed through 2026	58,315	62,725
Series 2012E**, variable rate (2.17%)* through 2033	94,525	95,020
Series 2010A, taxable Build America Bonds, 4.926% to 5.593% through 2040	163,110	163,110
Series 2010C, 3.75% to 5.00% through 2027	38,330	50,485
unamortized premium	2,937	3,647
Series 2010D, taxable Build America Bonds, 3.356% to 5.333% through 2041	157,860	165,790
Series 2009A, 3.00% to 5.00% through 2019		4,165
unamortized premium		2,769
Series 2009B, variable rate (1.52%)* through 2039	118,710	118,710
Series 2009D, taxable Build America Bonds, 5.155% to 6.172% through 2019		89,815
Series 2008A, variable rate (1.93%)* through 2038	57,085	57,085
Series 2008B, variable rate (1.82%)* through 2028 with swap to fixed through 2026	65,070	70,845
Other	91	174
	2,475,028	2,394,008
Less:		
Commercial paper and current portion of bonds payable	232,095	237,371
Long-term bonds payable subject to remarketing, net	133,616	195,552
	\$ 2,109,317	\$ 1,961,085

\* Denotes variable rate at June 30, 2019

\*\* Denotes variable rate bonds not subject to remarketing

UNIVERSITY OF MICHIGAN

**Notes to Consolidated Financial Statements--Continued**

**Note 6--Long-term Debt--Continued**

Certain variable rate bonds have remarketing features which allow bondholders to put debt back to the University. Accordingly, variable rate bonds payable is classified as current unless supported by liquidity agreements, such as lines of credit or standby bond purchase agreements, which can refinance the debt on a long-term basis. The classification of the University's variable rate bonds payable at June 30, 2019 and 2018 is summarized as follows:

	<b>2019</b>	<b>2018</b>
	(in thousands)	
Variable rate bonds payable subject to remarketing	\$ 470,815	\$ 484,585
Less:		
Current principal maturities	14,365	13,770
Long-term liquidity agreements:		
Unsecured lines of credit	275,263	275,263
Standby bond purchase agreements	47,571	
Long-term bonds payable subject to remarketing, net	\$ 133,616	\$ 195,552

The University's available lines of credit were entirely unused at both June 30, 2019 and 2018.

In connection with certain issues of variable rate debt, the University has entered into floating-to-fixed interest rate swaps to convert all or a portion of the associated variable rate debt to synthetic fixed rates to protect against the potential of rising interest rates. The fair value, significant terms and other information about the University's interest rate swaps is discussed in Note 7.

UNIVERSITY OF MICHIGAN

Notes to Consolidated Financial Statements--Continued

Note 6--Long-term Debt--Continued

Long-term debt activity for the years ended June 30, 2019 and 2018 is summarized as follows:

	<b>2019</b>			Ending Balance
	Beginning Balance	Additions (in thousands)	Reductions (in thousands)	
Commercial paper	\$ 158,460		\$ 13,220	\$ 145,240
Bonds	2,235,374	\$ 260,034	165,711	2,329,697
Other	174		83	91
	<u>\$ 2,394,008</u>	<u>\$ 260,034</u>	<u>\$ 179,014</u>	<u>\$ 2,475,028</u>

	<b>2018</b>			Ending Balance
	Beginning Balance	Additions (in thousands)	Reductions (in thousands)	
Commercial paper	\$ 161,045	\$ 6,600	\$ 9,185	\$ 158,460
Bonds	2,154,723	156,728	76,077	2,235,374
Other	1,747		1,573	174
	<u>\$ 2,317,515</u>	<u>\$ 163,328</u>	<u>\$ 86,835</u>	<u>\$ 2,394,008</u>

The University maintains a combination of variable and fixed rate debt supported by general revenues, with effective interest rates that averaged 3.0 percent and 2.9 percent in 2019 and 2018, respectively, including federal subsidies for interest on taxable Build America Bonds.

The University utilizes commercial paper to provide interim financing for its capital improvement program. The Board of Regents has authorized the issuance of up to \$300,000,000 in commercial paper backed by a general revenue pledge. Outstanding commercial paper debt is converted to long-term debt financing, as appropriate, within the normal course of business.

During 2019, the University issued \$226,810,000 of General Revenue Bonds with a net original issue premium of \$33,224,000, which included \$148,330,000 of fixed rate, tax-exempt bonds Series 2019A, \$16,755,000 of fixed rate, taxable bonds Series 2019B and \$61,725,000 of fixed rate, tax-exempt bonds Series 2019C. Total bond proceeds of \$260,034,000 were utilized to refund existing bonds of \$83,985,000 and to provide \$175,245,000 for capital projects and \$804,000 for debt issuance costs.

UNIVERSITY OF MICHIGAN

Notes to Consolidated Financial Statements--Continued

**Note 6--Long-term Debt--Continued**

The refunded bonds represent the remaining portion of General Revenue Bonds Series 2009D, which had an average interest rate of 5.98 percent and a final maturity date of April 1, 2030. As a result of the refunding, the University reduced its aggregate debt service payments over the next 11 years by \$10,769,000, resulting in an economic gain with present value savings of \$9,493,000.

During 2018, the University issued \$137,510,000 of fixed rate General Revenue Bonds Series 2018A with a net original issue premium of \$19,218,000. Total bond proceeds of \$156,728,000 were utilized to provide \$156,200,000 for capital projects and \$528,000 for debt issuance costs.

Deferred outflows associated with the University's refunding activity totaled \$10,481,000 and \$14,095,000 at June 30, 2019 and 2018, respectively, which will be amortized into interest expense over the remaining life of the refunded bonds.

Debt obligations are generally callable by the University and mature at various dates through fiscal 2049. Principal maturities, including interest on debt obligations, based on scheduled bond maturities for the next five years and in subsequent five-year periods are as follows:

	Principal	Interest*	Total
	(in thousands)		
2020	\$ 217,551	\$ 86,047	\$ 303,598
2021	76,250	83,700	159,950
2022	79,725	81,303	161,028
2023	81,010	78,325	159,335
2024	87,225	75,214	162,439
2025-2029	468,850	321,451	790,301
2030-2034	465,690	223,482	689,172
2035-2039	490,670	130,926	621,596
2040-2044	233,755	49,834	283,589
2045-2049	96,090	10,367	106,457
Total payments	2,296,816	\$ 1,140,649	\$ 3,437,465
Plus unamortized premiums	178,212		
	\$ 2,475,028		

\* Interest on variable rate debt is estimated based on rates in effect at June 30, 2019; amounts do not reflect federal subsidies to be received for Build America Bonds interest



UNIVERSITY OF MICHIGAN

**Notes to Consolidated Financial Statements--Continued**

**Note 6--Long-term Debt--Continued**

If all variable rate bonds were put back to the University and existing unsecured lines of credit were not extended upon their current expiration dates, the total principal payments due in 2020 would increase to \$351,167,000, total principal payments due in 2021 would increase to \$259,752,000, total principal payments due in 2022 would increase to \$112,582,000, total principal payments due in 2023 would increase to \$93,848,000 and total principal payments due in 2024 would increase to \$89,379,000. Accordingly, principal payments due in subsequent years would be reduced to \$396,813,000 in 2025 through 2029, \$364,240,000 in 2030 through 2034, \$331,065,000 in 2035 through 2039 and \$201,880,000 in 2040 through 2044. Principal payments due in 2045 through 2049 would not change. There would not be a material impact on annual interest payments due to the low variable rate of interest on these bonds.

**Note 7--Derivative Instruments**

Derivatives held by the University are recorded at fair value in the statement of net position. For hedging derivative instruments that are effective in significantly reducing an identified financial risk, the corresponding change in fair value is deferred and included in the statement of net position. For all other derivative instruments, changes in fair value are reported as net investment income (loss).

UNIVERSITY OF MICHIGAN

Notes to Consolidated Financial Statements--Continued

Note 7--Derivative Instruments--Continued

Derivative instruments held by the University at June 30, 2019 and 2018 are summarized as follows:

	<b>2019</b>	
	Notional Amount	Fair Value
	(in thousands)	
Investment derivative instruments:		
Futures	\$ 79,838	\$ (3,145)
Foreign currency forwards:		
Chinese yuan	340,704	7,792
New Zealand dollar	181,678	4,568
Norwegian krone	168,849	(2,938)
Russian ruble	36,354	2,784
Euro	210,332	1,987
Japanese yen	14,948	(1,929)
All other currencies	1,079,010	(1,474)
	<u>2,031,875</u>	<u>10,790</u>
Other	1,834,929	(14,445)
	<u>\$ 3,946,642</u>	<u>\$ (6,800)</u>
Effective cash flow hedges:		
Floating-to-fixed interest rate swaps on debt	\$ 138,900	\$ (13,695)
	<u>\$ 138,900</u>	<u>\$ (13,695)</u>
	<b>2018</b>	
	Notional Amount	Fair Value
	(in thousands)	
Investment derivative instruments:		
Futures	\$ 183,096	\$ (2,131)
Foreign currency forwards:		
Chinese yuan	332,924	10,829
Swedish krona	209,549	8,221
South African rand	58,800	(7,463)
Australian dollar	207,419	(7,647)
Turkish lire	59,214	(8,269)
Brazil real	123,133	(11,745)
All other currencies	1,573,663	20,467
	<u>2,564,702</u>	<u>4,393</u>
Other	2,939,567	(790)
	<u>\$ 5,687,365</u>	<u>\$ 1,472</u>
Effective cash flow hedges:		
Floating-to-fixed interest rate swaps on debt	\$ 152,655	\$ (12,212)
	<u>\$ 152,655</u>	<u>\$ (12,212)</u>

UNIVERSITY OF MICHIGAN

Notes to Consolidated Financial Statements--Continued

Note 7--Derivative Instruments--Continued

The University utilizes bond futures in its investment portfolios to adjust the duration of cash equivalents and fixed income securities, while foreign currency forward contracts are utilized to settle securities and transactions denominated in foreign currencies and manage foreign exchange risk. Other derivative instruments in the University's investment portfolios consist primarily of interest rate swaps, credit default swaps and total return swaps used to carry out investment and portfolio strategies.

In connection with certain issues of variable rate debt, the University has entered into floating-to-fixed interest rate swaps to convert all or a portion of the associated variable rate debt to synthetic fixed rates to protect against the potential of rising interest rates. The fair value of these swaps generally represent the estimated amount that the University would pay to terminate the swap agreements at the statement of net position date, taking into account current interest rates and creditworthiness of the underlying counterparty. The valuation inputs used to determine the fair value of these instruments are considered Level 2, as they rely on observable inputs other than quoted market prices. The notional amount represents the underlying reference of the instrument and does not represent the amount of the University's settlement obligations.

At June 30, 2019 and 2018, the fair value of floating-to-fixed interest rate swaps associated with the University's variable rate debt is (\$13,695,000) and (\$12,212,000), respectively, and is included in the statement of net position as a component of deposits of affiliates and other. The deferred outflows for these effective cash flow hedges totaled \$4,694,000 and \$731,000 at June 30, 2019 and 2018, respectively.

The change in fair value of derivative instruments, which includes realized gains and losses on positions closed, for the years ended June 30, 2019 and 2018 is summarized as follows:

	2019	2018
	(in thousands)	
Investment derivative instruments:		
Investment portfolios:		
Futures	\$ 22,332	\$ 8,592
Foreign currency forwards	41,907	(58,308)
Other	(117,840)	1,098
	\$ (53,601)	\$ (48,618)
Floating-to-fixed interest rate swap on debt	\$ -	\$ 186
Effective cash flow hedges:		
Floating-to-fixed interest rate swaps on debt	\$ (1,483)	\$ 7,100

UNIVERSITY OF MICHIGAN

**Notes to Consolidated Financial Statements--Continued**

**Note 7--Derivative Instruments--Continued**

The University's interest rate swaps, along with their associated variable rate debt and significant terms, are summarized below.

The floating-to-fixed interest rate swap associated with the Series 2008B General Revenue Bonds has a notional amount of \$48,355,000 and \$54,130,000 at June 30, 2019 and 2018, respectively, and the notional amount decreases as principal on the underlying bonds is repaid. The University makes payments based on a fixed rate of 3.105 percent and receives variable rate payments from the swap counterparty based on 68 percent of One-Month USD LIBOR, until the swap terminates in April 2026. The University has the option to terminate the swap upon five business days written notice and payment of the fair market compensation for the value of the swap. This swap is considered an effective hedge at June 30, 2019 and 2018 and has a fair value of (\$3,884,000) and (\$3,076,000), respectively.

The floating-to-fixed interest rate swap associated with the Series 2012D-2 General Revenue Bonds has a notional amount of \$34,030,000 and \$38,430,000 at June 30, 2019 and 2018, respectively, covering a portion of the principal outstanding and the notional amount decreases as principal on the underlying bonds is repaid. The University makes payments based on a fixed rate of 3.229 percent and receives variable rate payments from the swap counterparty based on 68 percent of the One-Month USD LIBOR, until the swap terminates in December 2025. The University has the option to terminate the swap upon five business days written notice and payment of the fair market compensation for the value of the swap. This swap is considered an effective hedge at June 30, 2019 and 2018 and has a fair value of (\$2,376,000) and (\$2,010,000), respectively.

The first floating-to-fixed interest rate swap associated with the Series 2012D-1 General Revenue Bonds has a notional amount of \$44,670,000 at both June 30, 2019 and 2018, covering a portion of the principal outstanding and the notional amount decreases as principal on the underlying bonds is repaid. The University makes payments based on a fixed rate of 4.705 percent and receives variable rate payments from the swap counterparty based on the floating Securities Industry and Financial Markets Association ("SIFMA") Municipal Index through the final maturity dates of the underlying bonds in December 2024. The counterparty has the option of terminating the swaps if for any 180-day period the average variable rate is more than 7.0 percent. This swap is considered an effective hedge at June 30, 2019 and 2018 and has a fair value of (\$6,816,000) and (\$6,234,000), respectively.

The second floating-to-fixed interest rate swap associated with the Series 2012D-1 General Revenue Bonds has a notional amount of \$11,845,000 and \$15,425,000 at June 30, 2019 and 2018, respectively, covering a portion of the principal outstanding and the notional amount decreases as principal on the underlying bonds is repaid. The University makes payments based

UNIVERSITY OF MICHIGAN

Notes to Consolidated Financial Statements--Continued

Note 7--Derivative Instruments--Continued

on a fixed rate of 4.685 percent and receives variable rate payments based on the floating SIFMA Municipal Index through the final maturity dates of a portion of the underlying bonds in December 2021. The counterparty has the option of terminating the swaps if for any 180-day period the average variable rate is more than 7.0 percent. This swap is considered an effective hedge at June 30, 2019 and 2018 and has a fair value of (\$619,000) and (\$892,000), respectively.

Using rates in effect at June 30, 2019, the projected cash flows for the floating-to-fixed interest rate swaps deemed effective cash flow hedges, along with the debt service requirements of the associated variable rate debt, are summarized as follows:

	Variable Rate Bonds		Swap	Total
	Principal	Interest	Payments, Net	Payments
(in thousands)				
2020	\$ 14,365	\$ 3,144	\$ 2,717	\$ 20,226
2021	15,000	2,871	2,438	20,309
2022	15,645	2,599	2,157	20,401
2023	26,150	2,208	1,660	30,018
2024	27,320	1,728	1,022	30,070
2025-2029	79,405	3,209	426	83,040
2030	2,135	16		2,151
	<u>\$ 180,020</u>	<u>\$ 15,775</u>	<u>\$ 10,420</u>	<u>\$ 206,215</u>

By using derivative financial instruments to hedge exposures to changes in interest rates, the University is exposed to termination risk and basis risk. There is termination risk with floating-to-fixed interest rate swaps as the University or swap counterparty may terminate a swap if the other party fails to perform under the terms of the contract or its credit rating falls below investment grade. Termination risk is the risk that the associated variable rate debt no longer carries a synthetic fixed rate and if at the time of termination a swap has a negative fair value, the University is liable to the counterparty for payment equal to the swap's fair value. The University is also exposed to basis risk as a portion of the variable payments paid to the University by the counterparties are based on a percentage of LIBOR. Basis risk is the risk that changes in the relationship between SIFMA and LIBOR may impact the synthetic fixed rate of the variable rate debt. At June 30, 2019 and 2018, the University is not exposed to credit risk as the swaps have negative fair values.

The University is subject to collateral requirements with its counterparties on certain derivative instrument positions. To meet trading margin requirements for bond futures, the University had cash and U.S. government securities with a fair value of \$10,227,000 and \$15,306,000 at June 30, 2019 and 2018, respectively, on deposit with its futures broker as collateral.

UNIVERSITY OF MICHIGAN

Notes to Consolidated Financial Statements--Continued

**Note 8--Self-Insurance**

The University is self-insured for medical malpractice, workers' compensation, directors' and officers' liability, property damage, auto liability and general liability through Veritas Insurance Corporation. The University is also self-insured for various employee benefits through internally maintained funds.

Claims and expenses are reported when it is probable that a loss has occurred and the amount of the loss can be reasonably estimated. Those losses include an estimate of claims that have been incurred but not reported and the future costs of handling claims. These liabilities are generally based on actuarial valuations and are reported at present value, discounted at a rate of 5 percent.

Changes in the total reported liability for insurance and benefits obligations for the years ended June 30, 2019 and 2018 are summarized as follows:

	<b>2019</b>	<b>2018</b>
	(in thousands)	
Balance, beginning of year	\$ 235,162	\$ 214,035
Claims incurred and changes in estimates	745,730	694,199
Claim payments	(748,980)	(673,072)
Balance, end of year	231,912	235,162
Less current portion	104,235	98,159
	\$ 127,677	\$ 137,003

UNIVERSITY OF MICHIGAN

Notes to Consolidated Financial Statements--Continued

**Note 9--Pension Plan**

Metro Health has a noncontributory, single employer defined benefit pension plan, which covered substantially all employees prior to being frozen as of December 31, 2007. The plan generally provides benefits based on each employee's years of service and final average earnings, as defined, and does not provide any automatic or ad-hoc cost of living adjustments. The Metro Health Board of Directors has the authority to establish and amend benefit provisions of the plan.

The annual pension expense and net pension liability is actuarially determined using the entry age normal level percentage of pay method. Metro Health has elected to measure the net pension liability one year prior to the fiscal year end reporting date and amounts measured at June 30, 2018 and 2017 were determined based on an actuarial valuation at October 1, 2017 and 2016, respectively. There are no significant changes known which would impact the total net pension liability between the measurement date and the reporting date, other than typical plan experience.

For purposes of the June 30, 2018 and 2017 measurement dates, the number of plan participants consisted of the following:

	<b>2018</b>	<b>2017</b>
Active participants	574	612
Vested terminated participants	905	947
Retirees, beneficiaries and disabled participants	372	366
	<u>1,851</u>	<u>1,925</u>

UNIVERSITY OF MICHIGAN

Notes to Consolidated Financial Statements--Continued

Note 9--Pension Plan--Continued

Changes in the reported net pension liability for the years ended June 30, 2019 and 2018 are summarized as follows:

	<b>2019</b>		
	Total Pension Liability	Plan Fiduciary Net Position (in thousands)	Net Pension Liability
Balance, beginning of year	\$ 72,680	\$ 76,503	\$ (3,823)
Interest cost	4,930		4,930
Changes in assumptions	(273)		(273)
Differences between expected and actual plan experience	1,361		1,361
Benefit payments	(4,489)	(4,489)	-
Contributions from the employer		1,047	(1,047)
Net investment income:			
Expected investment earnings		5,234	(5,234)
Differences between expected and actual investment earnings		(1,168)	1,168
Balance, end of year	<u>\$ 74,209</u>	<u>\$ 77,127</u>	<u>\$ (2,918)</u>

	<b>2018</b>		
	Total Pension Liability	Plan Fiduciary Net Position (in thousands)	Net Pension Liability
Balance, beginning of year	\$ 73,968	\$ 70,532	\$ 3,436
Interest cost	5,013		5,013
Changes in assumptions	(822)		(822)
Differences between expected and actual plan experience	(767)		(767)
Benefit payments	(4,712)	(4,712)	-
Contributions from the employer		2,171	(2,171)
Net investment income:			
Expected investment earnings		4,848	(4,848)
Differences between expected and actual investment earnings		3,664	(3,664)
Balance, end of year	<u>\$ 72,680</u>	<u>\$ 76,503</u>	<u>\$ (3,823)</u>

The plan fiduciary net position as a percentage of the total pension liability was 104 percent and 105 percent at June 30, 2019 and 2018, respectively.



UNIVERSITY OF MICHIGAN

Notes to Consolidated Financial Statements--Continued

Note 9--Pension Plan--Continued

Significant actuarial assumptions used at the June 30, 2018 and 2017 measurement dates are as follows:

	2018	2017
Discount rate	7.00%	7.00%
Inflation	2.00%	2.00%
Investment rate of return	7.00%	7.00%
Mortality table	RP-2014 Employee and Healthy Annuitant, Scale MP-2017	RP-2014 Employee and Healthy Annuitant, Scale MP-2016

Discount rates are based on the expected rate of return on pension plan investments. The projection of cash flows used to determine the single discount rate for each fiscal year end assumed that employer contributions will be made based on the minimum contribution projection under provisions of ERISA and the Pension Protection Act of 2006, including MAP-21, for future years. Based on the stated assumptions, the pension plan's fiduciary net position and future contributions were sufficient to finance the future benefit payments of the current plan members for all projection years. As a result, the long-term expected rate of return on pension plan investments was applied to all periods of the projected benefit payments to determine the total pension liability.

The long-term expected rate of return on pension plan investments of 7.00 percent at both June 30, 2018 and 2017 was determined using the expected future rates of return for the target asset allocation of the portfolio. The target allocation and best estimate geometric rates of return by asset class are summarized as follows:

	2018		2017	
	Portfolio Allocation	Long-Term Expected Return	Portfolio Allocation	Long-Term Expected Return
U.S. large cap	25.0%	6.3%	25.0%	6.8%
U.S. mid cap	10.5%	7.1%	10.5%	7.6%
U.S. small cap	6.5%	7.8%	6.5%	8.3%
International developed	14.0%	5.2%	14.0%	5.6%
Emerging market	9.0%	5.1%	9.0%	5.6%
STRIPs	7.0%	4.3%	7.0%	4.5%
Corporate 10+ year	28.0%	5.0 %	28.0%	4.8%

UNIVERSITY OF MICHIGAN

Notes to Consolidated Financial Statements--Continued

Note 9--Pension Plan--Continued

A one-percentage point change in the discount rate would impact the reported net pension liability at June 30, 2019 and 2018 as follows:

	2019		2018	
	1% Decrease	1% Increase	1% Decrease	1% Increase
	(in thousands)			
Net pension liability	\$ 8,313	\$ (6,931)	\$ 8,751	\$ (7,252)

The components of pension income for the years ended June 30, 2019 and 2018 are summarized as follows:

	2019	2018
	(in thousands)	
Interest cost	\$ 4,930	\$ 5,013
Expected investment earnings	(5,234)	(4,848)
Amortization of deferred outflows and deferred inflows	(7,857)	(9,582)
	\$ (8,161)	\$ (9,417)

Deferred outflows and deferred inflows related to the reported net pension liability at June 30, 2019 and 2018 are summarized as follows:

	2019		2018	
	Deferred Outflows	Deferred Inflows	Deferred Outflows	Deferred Inflows
	(in thousands)			
Changes in assumptions		\$ 330		\$ 8,047
Differences between expected and actual plan experience	\$ 789	161	\$ 626	464
Differences between expected and actual investment earnings	934	2,724		3,720
	1,723	3,215	626	12,231
Contributions made after measurement date	1,244		1,047	
	\$ 2,967	\$ 3,215	\$ 1,673	\$ 12,231

UNIVERSITY OF MICHIGAN

Notes to Consolidated Financial Statements--Continued

Note 9--Pension Plan--Continued

Deferred outflows and deferred inflows related to changes in assumptions and differences between expected and actual experience will be recognized into expense in the following years ended June 30 based upon the average future work life expectancy of plan participants (in thousands):

2020	\$ (638)
2021	(589)
2022	(499)
2023	234
	<u>\$ (1,492)</u>

The inputs used to determine the fair value of the plan's investments reported at June 30, 2019 and 2018 are summarized as follows:

<b>2019</b>				
	Level 1	Level 2	NAV	Total Fair Value
	(in thousands)			
Equity securities	\$ 53,515			\$ 53,515
Fixed income securities		\$ 22,616		22,616
Nonmarketable alternative investments			\$ 996	996
	<u>\$ 53,515</u>	<u>\$ 22,616</u>	<u>\$ 996</u>	<u>\$ 77,127</u>
<b>2018</b>				
	Level 1	Level 2	NAV	Total Fair Value
	(in thousands)			
Equity securities	\$ 54,057			\$ 54,057
Fixed income securities		\$ 21,297		21,297
Nonmarketable alternative investments			\$ 1,149	1,149
	<u>\$ 54,057</u>	<u>\$ 21,297</u>	<u>\$ 1,149</u>	<u>\$ 76,503</u>

UNIVERSITY OF MICHIGAN

**Notes to Consolidated Financial Statements--Continued**

**Note 10--Postemployment Benefits**

The University provides retiree health and welfare benefits, primarily medical, prescription drug, dental and life insurance coverage, to eligible retirees and their eligible dependents. Substantially all full-time regular University employees may become eligible for these benefits if they reach retirement age while working for the University. For employees retiring on or after January 1, 1987, contributions toward health and welfare benefits are shared between the University and the retiree and can vary based on date of hire, date of retirement, age and coverage elections.

The University also provides income replacement benefits, retirement savings contributions and health and life insurance benefits to substantially all regular University employees that are enrolled in a University sponsored long-term disability plan and qualify, based on disability status while working for the University, to receive basic or expanded long-term disability benefits. Contributions toward the expanded long-term disability plan are shared between the University and employees and vary based on years of service, annual base salary and coverage elections. Contributions toward the basic long-term disability plan are paid entirely by the University.

These postemployment benefits are provided through single-employer plans administered by the University. The Executive Vice Presidents of the University have the authority to establish and amend benefit provisions of the plans.

Actuarial projections of benefits expense are based on the substantive plan (the plan as understood by the employer and the plan members) and include the types of benefits provided and announced future changes at the time of each valuation and the historical pattern of sharing benefit costs between the employer and plan members to that point.

The University's reported liability for postemployment benefits obligations is calculated using the entry age normal level percent of pay method. The University has elected to measure the total postemployment liability one year prior to the fiscal year end reporting date and amounts measured at June 30, 2018 and 2017 were determined based on an actuarial valuation at January 1, 2018 and 2017, respectively. There are no significant changes known which would impact the total postemployment liability between the measurement date and the reporting date, other than typical plan experience.

UNIVERSITY OF MICHIGAN

Notes to Consolidated Financial Statements--Continued

Note 10--Postemployment Benefits--Continued

For purposes of the June 30, 2018 and 2017 measurement dates, the number of plan participants consisted of the following:

	2018		2017	
	Retiree Health and Welfare	Long-term Disability	Retiree Health and Welfare	Long-term Disability
Active employees	42,559	36,331	40,757	35,020
Retirees receiving benefits	10,092		9,694	
Surviving spouses	871		862	
Participants receiving disability benefits		578		619
	53,522	36,909	51,313	35,639

UNIVERSITY OF MICHIGAN

Notes to Consolidated Financial Statements--Continued

Note 10--Postemployment Benefits--Continued

Changes in the reported total liability for postemployment benefits obligations for the years ended June 30, 2019 and 2018 are summarized as follows:

	<b>2019</b>		
	Retiree Health and Welfare	Long-term Disability (in thousands)	Total
Balance, beginning of year	\$ 3,002,304	\$ 301,436	\$ 3,303,740
Service cost	112,698	29,235	141,933
Interest cost	110,559	11,241	121,800
Changes in assumptions	(379,778)	(3,537)	(383,315)
Differences between expected and actual plan experience	23,232	(5,697)	17,535
Benefit payments	(53,974)	(33,664)	(87,638)
Balance, end of year	2,815,041	299,014	3,114,055
Less current portion	56,815	30,897	87,712
	<u>\$ 2,758,226</u>	<u>\$ 268,117</u>	<u>\$ 3,026,343</u>

	<b>2018</b>		
	Retiree Health and Welfare	Long-term Disability (in thousands)	Total
Balance, beginning of year	\$ 2,930,656	\$ 267,671	\$ 3,198,327
Service cost	115,686	28,101	143,787
Interest cost	86,129	8,024	94,153
Changes in assumptions	(124,729)	16,855	(107,874)
Differences between expected and actual plan experience	43,472	9,249	52,721
Benefit payments	(48,910)	(28,464)	(77,374)
Balance, end of year	3,002,304	301,436	3,303,740
Less current portion	53,974	33,664	87,638
	<u>\$ 2,948,330</u>	<u>\$ 267,772</u>	<u>\$ 3,216,102</u>

Since a portion of retiree medical services will be provided by the University's health system, the reported liability for postemployment benefits obligations is net of the related margin and fixed costs associated with providing those services which totaled \$579,735,000 and \$611,361,000 at June 30, 2019 and 2018, respectively.

UNIVERSITY OF MICHIGAN

**Notes to Consolidated Financial Statements--Continued**

**Note 10--Postemployment Benefits--Continued**

The University's liability for postemployment benefits obligations at June 30, 2019 is not reduced by the anticipated Medicare Retiree Drug Subsidy for future periods. This subsidy would reduce the total postemployment benefits liability by approximately \$295,000,000.

Assets used to fund postemployment benefits are not maintained in a separate legal trust. The University has no obligation to make contributions in advance of when insurance premiums or claims are due for payment and currently pays for postemployment benefits on a pay-as-you-go basis. The University's reported postemployment benefits obligations at June 30, 2019 and 2018 as a percentage of covered payroll of \$4,013,983,000 and \$3,792,553,000 was 78 percent and 87 percent, respectively.

Significant actuarial assumptions used at the June 30, 2018 and 2017 measurement dates are as follows:

	2018	2017
Discount rate*	3.87%	3.58%
Inflation rate	2.00%	2.00%
Immediate/ultimate administrative trend rate	0.0%/3.0%	0.0%/3.0%
Immediate/ultimate medical trend rate	6.5%/4.5%	6.5%/4.5%
Immediate/ultimate Rx trend rate	9.0%/4.5%	9.5%/4.5%
Increase in compensation rate	4.00%	4.00%
Mortality table**	RP-2014 White Collar Head Count Table, Scale MP-2017	RP-2014 White Collar Head Count Table, Scale MP-2016
Average future work life expectancy (years):		
Retiree health and welfare	9.14	9.17
Long-term disability	11.47	11.43

\* Bond Buyer 20-year General Obligation Municipal Bond Index as of the last publication of the measurement period

\*\* Based on the University's study of mortality experience from 2010-2014

UNIVERSITY OF MICHIGAN

Notes to Consolidated Financial Statements--Continued

Note 10--Postemployment Benefits--Continued

A one-percentage point change in the discount rate and assumed health care cost trend rates would impact the reported total liability for postemployment benefits obligations at June 30, 2019 and 2018 as follows:

	2019		2018	
	1% Decrease	1% Increase	1% Decrease	1% Increase
(in thousands)				
Discount rate:				
Retiree health and welfare	\$ 604,507	\$ (467,375)	\$ 677,895	\$ (520,431)
Long-term disability	\$ 11,362	\$ (11,012)	\$ 11,211	\$ (11,260)
Health care trend rates:				
Retiree health and welfare	\$ (511,949)	\$ 688,288	\$ (563,305)	\$ 768,219
Long-term disability	\$ (12,311)	\$ 12,540	\$ (11,907)	\$ 12,196

The components of postemployment benefits expense for the years ended June 30, 2019 and 2018 are summarized as follows:

	2019		
	Retiree Health and Welfare	Long-term Disability	Total
(in thousands)			
Service cost	\$ 112,698	\$ 29,235	\$ 141,933
Interest cost	110,559	11,241	121,800
Amortization of deferred outflows and deferred inflows	(21,731)	3,135	(18,596)
	\$ 201,526	\$ 43,611	\$ 245,137

	2018		
	Retiree Health and Welfare	Long-term Disability	Total
(in thousands)			
Service cost	\$ 115,686	\$ 28,101	\$ 143,787
Interest cost	86,129	8,024	94,153
Amortization of deferred outflows and deferred inflows	17,278	3,940	21,218
	\$ 219,093	\$ 40,065	\$ 259,158



UNIVERSITY OF MICHIGAN

Notes to Consolidated Financial Statements--Continued

Note 10--Postemployment Benefits--Continued

Deferred outflows and deferred inflows related to the reported total liability for postemployment benefits obligations at June 30, 2019 and 2018 are summarized as follows:

	2019		2018	
	Deferred Outflows	Deferred Inflows	Deferred Outflows	Deferred Inflows
	(in thousands)			
Changes in assumptions	\$ 189,425	\$ 438,981	\$ 217,407	\$ 111,127
Differences between expected and actual plan experience	72,475	5,200	58,623	
	261,900	444,181	276,030	111,127
Benefit payments made after measurement date	87,712		87,638	
	<u>\$ 349,612</u>	<u>\$ 444,181</u>	<u>\$ 363,668</u>	<u>\$ 111,127</u>

Deferred outflows and deferred inflows related to changes in assumptions and the differences between expected and actual plan experience will be recognized into expense in the following years ended June 30 based upon the average future work life expectancy of plan participants (in thousands):

2020	\$ (18,596)
2021	(18,596)
2022	(18,596)
2023	(18,596)
2024	(18,596)
2025 and beyond	(89,301)
	<u>\$ (182,281)</u>

UNIVERSITY OF MICHIGAN

Notes to Consolidated Financial Statements--Continued

**Note 11--Retirement Plan**

The University has a defined contribution retirement plan for all qualified employees through TIAA and Fidelity Management Trust Company ("FMTC") mutual funds. All regular and supplemental instructional and primary staff are eligible to participate in the plan based upon age and service requirements. Participants maintain individual contracts with TIAA, or accounts with FMTC, and are fully vested.

For payroll covered under the plan, eligible employees generally contribute 5 percent of their pay and the University generally contributes 10 percent of employees' pay to the plan, while certain employees generally contribute 4.5 percent of their pay, with the University contributing 9 percent of those employees' pay to the plan. The University contribution commences after an employee has completed one year of employment. Participants may elect to contribute additional amounts to the plans within specified limits that are not matched by University contributions. Contributions and covered payroll under the plan (excluding participants' additional contributions) for the years ended June 30, 2019 and 2018 are summarized as follows:

	<b>2019</b>	<b>2018</b>
	(in thousands)	
University contributions	\$ 304,344	\$ 286,376
Employee contributions	\$ 158,856	\$ 150,488
Payroll covered under plan	\$ 4,013,983	\$ 3,792,553
Total payroll	\$ 4,182,021	\$ 3,947,501

UNIVERSITY OF MICHIGAN

**Notes to Consolidated Financial Statements--Continued**

**Note 12--Net Position**

The composition of net position at June 30, 2019 and 2018 is summarized as follows:

	<b>2019</b>	<b>2018</b>
	(in thousands)	
Net investment in capital assets	\$ 3,742,630	\$ 3,722,086
Restricted:		
Nonexpendable:		
Permanent endowment corpus	2,328,667	2,146,358
Expendable:		
Net appreciation of permanent endowments	2,144,532	2,067,392
Funds functioning as endowment	2,382,037	2,308,185
Restricted for operations and other	685,988	631,747
Unrestricted	3,520,054	3,405,277
	<b>\$ 14,803,908</b>	<b>\$ 14,281,045</b>

Unrestricted net position is not subject to externally imposed stipulations; however, it is subject to internal restrictions. For example, unrestricted net position may be designated for specific purposes by action of management or the Board of Regents. At June 30, 2019 and 2018, substantially all of the unrestricted net position has been designated for various academic programs, research initiatives and capital projects.

**Note 13--Federal Direct Lending Program**

The University distributed \$279,638,000 and \$301,194,000 during the years ended June 30, 2019 and 2018, respectively, for student loans through the U.S. Department of Education ("DoED") federal direct lending program. These distributions and related funding sources are not included as expenses and revenues in the accompanying financial statements. The statement of net position includes a receivable of \$2,514,000 and \$3,183,000 at June 30, 2019 and 2018, respectively, for DoED funding received subsequent to distribution.

UNIVERSITY OF MICHIGAN

**Notes to Consolidated Financial Statements--Continued**

**Note 14--Commitments and Contingencies**

Authorized expenditures for construction and other projects unexpended at June 30, 2019 were \$905,719,000. Of these expenditures, the University expects that \$725,656,000 will be funded by internal sources, gifts, grants and future borrowings; \$89,250,000 by the State Building Authority and the remaining \$90,813,000 will be funded using unexpended bond proceeds.

Under the terms of various limited partnership agreements approved by the Board of Regents or University officers, the University is obligated to make periodic payments for advance commitments to venture capital, private equity, real estate, natural resources and absolute return strategies. At June 30, 2019, the University had committed, but not paid, a total of \$6,089,675,000 in funding for these alternative investments. Based on historical capital calls and discussions with those managing the limited partnerships, outstanding commitments for such investments are anticipated to be paid in the following years ended June 30 (in thousands):

2020	\$ 2,028,944
2021	1,413,306
2022	1,017,833
2023	631,414
2024	393,723
2025 and beyond	604,455
	\$ 6,089,675

These commitments are generally able to be called prior to an agreed commitment expiration date and therefore may occur earlier or later than estimated.

The University has entered into capital and operating leases for certain space and equipment, which expire at various dates through 2039. Outstanding commitments for these leases are expected to be paid in the following years ended June 30:

	Capital	Operating
	(in thousands)	
2020	\$ 10,589	\$ 47,369
2021	10,053	42,360
2022	10,211	38,335
2023	10,327	33,058
2024	8,815	29,771
2025-2029	45,738	78,248
2030-2034	48,351	16,526
2035-2039	18,821	2,135
	162,905	\$ 287,802
Less amount representing interest	72,894	
Present value of minimum lease payments	\$ 90,011	

UNIVERSITY OF MICHIGAN

**Notes to Consolidated Financial Statements--Continued**

**Note 14--Commitments and Contingencies--Continued**

Operating lease expenses totaled \$47,572,000 and \$49,058,000 in 2019 and 2018, respectively.

Substantial amounts are received and expended by the University under federal and state programs and are subject to audit by cognizant governmental agencies. This funding relates to research, student aid, patient care and other programs. The University believes that any liabilities arising from such audits will not have a material effect on its financial position.

The University is a party to various pending legal actions and other claims in the normal course of business, and is of the opinion that the outcome of these proceedings will not have a material adverse effect on its financial position.

UNIVERSITY OF MICHIGAN

**Notes to Consolidated Financial Statements--Continued**

**Note 15--Operating Expenses by Function**

Operating expenses by functional classification for the years ended June 30, 2019 and 2018 are summarized as follows:

	<b>2019</b>				
	Compensation and Benefits	Supplies and Services	Depreciation (in thousands)	Scholarships and Fellowships	Total
Instruction	\$ 1,031,768	\$ 163,400			\$ 1,195,168
Research	583,018	274,560			857,578
Public service	132,685	76,032			208,717
Academic support	278,109	87,967			366,076
Student services	100,220	28,743			128,963
Institutional support	196,839	75,132			271,971
Operations and maintenance of plant	92,387	259,190			351,577
Auxiliary enterprises	3,353,925	1,558,780			4,912,705
Depreciation			\$ 567,857		567,857
Scholarships and fellowships				\$ 164,428	164,428
	<b>\$ 5,768,951</b>	<b>\$ 2,523,804</b>	<b>\$ 567,857</b>	<b>\$ 164,428</b>	<b>\$ 9,025,040</b>

	<b>2018</b>				
	Compensation and Benefits	Supplies and Services	Depreciation (in thousands)	Scholarships and Fellowships	Total
Instruction	\$ 1,000,388	\$ 152,833			\$ 1,153,221
Research	555,853	267,734			823,587
Public service	129,675	81,769			211,444
Academic support	255,641	61,604			317,245
Student services	89,762	27,516			117,278
Institutional support	185,801	60,702			246,503
Operations and maintenance of plant	53,337	297,558			350,895
Auxiliary enterprises	3,160,935	1,452,876			4,613,811
Depreciation			\$ 568,707		568,707
Scholarships and fellowships				\$ 156,738	156,738
	<b>\$ 5,431,392</b>	<b>\$ 2,402,592</b>	<b>\$ 568,707</b>	<b>\$ 156,738</b>	<b>\$ 8,559,429</b>

UNIVERSITY OF MICHIGAN

Notes to Consolidated Financial Statements--Continued

Note 16--UM Health

Condensed financial information for UM Health, a blended component unit, before the elimination of certain intra-University transactions, at and for the years ended June 30, 2019 and 2018 is as follows:

	2019	2018
	(in thousands)	
<b>Condensed Statement of Net Position</b>		
Assets:		
Current assets	\$ 78,296	\$ 121,110
Noncurrent assets	258,841	242,561
Total assets	337,137	363,671
Deferred outflows	5,479	5,094
Total assets and deferred outflows	\$ 342,616	\$ 368,765
Liabilities:		
Current liabilities	\$ 49,389	\$ 60,717
Noncurrent liabilities	208,875	214,465
Total liabilities	258,264	275,182
Deferred inflows	5,860	15,042
Net position:		
Net investment in capital assets	19,765	(2,536)
Restricted:		
Nonexpendable	3,881	3,247
Expendable	13,567	13,310
Unrestricted	41,279	64,520
Total net position	78,492	78,541
Total liabilities, deferred inflows and net position	\$ 342,616	\$ 368,765
<b>Condensed Statement of Revenues, Expenses and Changes in Net Position</b>		
Operating revenues	\$ 472,905	\$ 434,611
Operating expenses other than depreciation expense	438,974	401,607
Depreciation expense	22,028	46,268
Operating gain (loss)	11,903	(13,264)
Nonoperating expenses, net	(6,966)	(7,408)
Other expenses, net	(4,986)	(3,268)
Decrease in net position	(49)	(23,940)
Net position, beginning of year	78,541	102,481
Net position, end of year	\$ 78,492	\$ 78,541
<b>Condensed Statement of Cash Flows</b>		
Net cash provided by operating activities	\$ 15,865	\$ 10,509
Net cash used in noncapital financing activities	(1,033)	(1,187)
Net cash used in capital and related financing activities	(53,924)	(32,866)
Net cash provided by investing activities	23,942	148
Net decrease in cash and cash equivalents	(15,150)	(23,396)
Cash and cash equivalents, beginning of year	21,327	44,723
Cash and cash equivalents, end of year	\$ 6,177	\$ 21,327

UNIVERSITY OF MICHIGAN

**Required Supplementary Information (Unaudited)**

**Pension Plan**

Changes in the reported net pension liability for the years ended June 30 are summarized as follows:

	<b>2019</b>		
	Total Pension Liability	Plan Fiduciary Net Position (in thousands)	Net Pension Liability
Balance, beginning of year	\$ 72,680	\$ 76,503	\$ (3,823)
Interest cost	4,930		4,930
Changes in assumptions	(273)		(273)
Differences between expected and actual plan experience	1,361		1,361
Benefit payments	(4,489)	(4,489)	-
Contributions from the employer		1,047	(1,047)
Net investment income:			
Expected investment earnings		5,234	(5,234)
Differences between expected and actual investment earnings		(1,168)	1,168
Balance, end of year	<u>\$ 74,209</u>	<u>\$ 77,127</u>	<u>\$ (2,918)</u>

	<b>2018</b>		
	Total Pension Liability	Plan Fiduciary Net Position (in thousands)	Net Pension Liability
Balance, beginning of year	\$ 73,968	\$ 70,532	\$ 3,436
Interest cost	5,013		5,013
Changes in assumptions	(822)		(822)
Differences between expected and actual plan experience	(767)		(767)
Benefit payments	(4,712)	(4,712)	-
Contributions from the employer		2,171	(2,171)
Net investment income:			
Expected investment earnings		4,848	(4,848)
Differences between expected and actual investment earnings		3,664	(3,664)
Balance, end of year	<u>\$ 72,680</u>	<u>\$ 76,503</u>	<u>\$ (3,823)</u>



UNIVERSITY OF MICHIGAN

Required Supplementary Information (Unaudited)--Continued

Pension Plan--Continued

	<b>2017</b>		
	Total Pension Liability	Plan Fiduciary Net Position (in thousands)	Net Pension Liability
Balance, beginning of year	\$ 96,414	\$ 67,236	\$ 29,178
Interest cost	4,482		4,482
Changes in assumptions	(24,906)		(24,906)
Differences between expected and actual plan experience	2,067		2,067
Benefit payments	(4,089)	(4,089)	-
Contributions from the employer		2,903	(2,903)
Net investment income:			
Expected investment earnings		3,166	(3,166)
Differences between expected and actual investment earnings		1,316	(1,316)
Balance, end of year	<u>\$ 73,968</u>	<u>\$ 70,532</u>	<u>\$ 3,436</u>

The plan fiduciary net position as a percentage of the total pension liability reported at June 30 was as follows:

2019	104%
2018	105%
2017	95%

Employer contributions in relation to actuarially determined contributions for the years ended June 30 are as follows:

	Employer Contributions*	Actuarially Determined Contributions (in thousands)	Excess (Deficient) Contributions
2019	\$ 1,244	\$ 393	\$ 851
2018	\$ 1,047	\$ 1,622	\$ (575)
2017	\$ 2,171	\$ 1,754	\$ 417

\* Reflects no employer contributions after April 30 of the respective fiscal year

UNIVERSITY OF MICHIGAN

**Required Supplementary Information (Unaudited)--Continued**

**Pension Plan--Continued**

Significant methods and assumptions used to calculate the actuarially determined contributions for the years ended June 30 are as follows:

Actuarially determined contributions      The plan is subject to funding requirements under the provisions of ERISA and the Pension Protection Act of 2006 (including MAP-21, HATFA and BBA). The actuarially determined contributions represent the IRC Section 430 minimum required contributions.

Contributions in relation to actuarially determined contributions      Under IRC Section 430, the due date to pay minimum required contributions for the plan year is generally 8½ months after the end of the plan year. For the plan years ended September 30, contributions are due by June 15 of the following year.

Actuarial cost method      Unit Credit method

Asset valuation method      24-month smoothed value of assets

Interest rate	First	Second	Third	Effective
	Segment Rate	Segment Rate	Segment Rate	Rate
2019	4.16%	5.72%	6.48%	5.94%
2018	4.16%	5.72%	6.48%	5.93%
2017	4.43%	5.91%	6.65%	6.13%

Mortality      Prescribed by the Secretary of Treasury and described in Treasury regulation 1.430(h)(3)-1. Based on the RP-2000 gender distinct table that reflects projected mortality improvements 15 years into the future from the valuation date for nonannuitants and seven years into the future for annuitants.

UNIVERSITY OF MICHIGAN

**Required Supplementary Information (Unaudited)--Continued**

**Postemployment Benefits**

The historical reconciliation of the total reported liability for postemployment benefits obligations for the years ended June 30 is summarized as follows (amounts in thousands):

	<b>2019</b>	<b>2018</b>	<b>2017</b>
Service cost	\$ 141,933	\$ 143,787	\$ 122,073
Interest cost	121,800	94,153	108,561
Changes in assumptions	(383,315)	(107,874)	255,041
Differences between expected and actual plan experience	17,535	52,721	14,028
Benefit payments	(87,638)	(77,374)	(72,302)
Net change	<u>\$ (189,685)</u>	<u>\$ 105,413</u>	<u>\$ 427,401</u>
Total liability, beginning of year	\$ 3,303,740	\$ 3,198,327	\$ 2,770,926
Total liability, end of year	\$ 3,114,055	\$ 3,303,740	\$ 3,198,327
Covered employee payroll	\$ 4,013,983	\$ 3,792,553	\$ 3,568,918
Total liability, end of year, as a percentage of covered employee payroll	78%	87%	90%

Discount rates used in determining the total reported liability for postemployment benefits obligations at June 30 are as follows:

2019	3.87%
2018	3.58%
2017	2.85%
2016	3.80%

University of Michigan  
 Schedule of Expenditures of Federal Awards  
 For the Year Ended June 30, 2019

Cluster Title/Federal Grantor/Program	Type	Pass-Through Grantor	Award Identifier	CFDA Number	CFDA Program Title	Federal Expenditures	Pass-Through
<b>STUDENT FINANCIAL ASSISTANCE CLUSTER</b>							
Education, Department of	Direct			84.007	Federal Supplemental Educational Opportunity Grant	\$ 2,313,032	\$ -
Education, Department of	Direct			84.033	Federal Work-Study Program	\$ 5,595,113	\$ -
Education, Department of	Direct			84.038	Federal Perkins Loan Program Federal Capital Contributions - Balance Outstanding at Beginning of Year	\$ 65,176,442	\$ -
Education, Department of	Direct			84.038	Federal Perkins Loan Program Federal Capital Contributions - New Loans	(29,228)	-
Education, Department of	Direct			84.038	Federal Perkins Loan Program Federal Capital Contributions - Administrative Cost Allowance	50,287	-
Education, Department of	Direct			84.063	Federal Pell Grant Program	\$ 65,197,501	\$ -
Education, Department of	Direct			84.268	William D. Ford Federal Direct Loan Program	\$ 51,268,298	\$ -
Education, Department of	Direct			84.379	Teacher Education Assistance for College and Higher Education Grants (TEACH Grants)	\$ 279,638,474	\$ -
			Total Education, Department of			\$ 63,310	\$ -
						\$ 404,075,728	\$ -
Health and Human Services, Department of	Direct			93.264	Nurse Faculty Loan Program (NFLP) - Balance Outstanding at Beginning of Year	\$ 3,726,685	\$ -
Health and Human Services, Department of	Direct			93.264	Nurse Faculty Loan Program (NFLP) - New Loans	811,125	-
						\$ 4,537,810	\$ -
Health and Human Services, Department of	Direct			93.342	Health Professions Student Loans, Including Primary Care Loans/Loans for Disadvantaged Students - Balance Outstanding at Beginning of Year	\$ 10,559,675	\$ -
Health and Human Services, Department of	Direct			93.342	Health Professions Student Loans, Including Primary Care Loans/Loans for Disadvantaged Students - New Loans	1,461,329	-
						\$ 12,021,004	\$ -
Health and Human Services, Department of	Direct			93.364	Nursing Student Loans - Balance Outstanding at Beginning of Year	\$ 1,819,023	\$ -
Health and Human Services, Department of	Direct			93.364	Nursing Student Loans - New Loans	389,215	-
						\$ 2,208,238	\$ -
Health and Human Services, Department of	Direct			93.925	Scholarships for Health Professions Students from Disadvantaged Backgrounds - Balance Outstanding at Beginning of Year	\$ 4,636,098	\$ -
Health and Human Services, Department of	Direct			93.925	Scholarships for Health Professions Students from Disadvantaged Backgrounds - New Loans	533,278	-
			Total Health and Human Services, Department of			\$ 5,169,376	\$ -
						\$ 23,936,428	\$ -
			<b>Total student financial assistance cluster</b>			\$ 428,012,156	\$ -
<b>HIGHWAY PLANNING AND CONSTRUCTION CLUSTER</b>							
Transportation, Department of-Federal Highway Administr	Pass-Through	Michigan, State of, Transportation, Department of		2014-0006/Job 122203	20.205	Highway Planning and Construction	\$ 100,170 \$ -
						\$ 100,170	\$ -
			<b>Total highway planning and construction cluster</b>			\$ 100,170	\$ -
<b>HIGHWAY SAFETY CLUSTER</b>							
Transportation, Department of	Pass-Through	Michigan, State of, State Police	TR-19-04	20.600	State and Community Highway Safety	\$ 358,235	\$ -
Transportation, Department of	Pass-Through	Michigan, State of, State Police	TR-19-08	20.600	State and Community Highway Safety	4,959	-
						\$ 363,194	\$ -
Transportation, Department of	Pass-Through	Michigan, State of, Secretary of State	231, 19000000197	20.616	National Priority Safety Programs	\$ 38,361	\$ -
Transportation, Department of	Pass-Through	Michigan, State of, State Police	PS-18-10	20.616	National Priority Safety Programs	25,336	-
Transportation, Department of	Pass-Through	Michigan, State of, State Police	TR-18-01	20.616	National Priority Safety Programs	250,916	-
Transportation, Department of	Pass-Through	Michigan, State of, State Police	TR-18-07	20.616	National Priority Safety Programs	30,991	-
Transportation, Department of	Pass-Through	Michigan, State of, State Police	TR-18-11	20.616	National Priority Safety Programs	39,570	-
Transportation, Department of	Pass-Through	Michigan, State of, State Police	TR-19-04	20.616	National Priority Safety Programs	84,030	-
Transportation, Department of	Pass-Through	Michigan, State of, State Police	TR-19-05	20.616	National Priority Safety Programs	62,017	-
Transportation, Department of	Pass-Through	Michigan, State of, State Police	TR-19-06	20.616	National Priority Safety Programs	62,167	-
						\$ 593,388	\$ -
			<b>Total highway safety cluster</b>			\$ 956,582	\$ -
<b>TRIO CLUSTER</b>							
Education, Department of	Direct		P047M170268	84.047	TRIO Upward Bound	\$ 298,483	\$ -
						\$ 298,483	\$ -
			<b>Total trio cluster</b>			\$ 298,483	\$ -
<b>AGING CLUSTER</b>							
Health and Human Services, Department of	Pass-Through	Washtenaw, County of	CR 45755	93.045	Special Programs for the Aging, Title III, Part C, Nutrition Services	\$ (315)	\$ -
Health and Human Services, Department of	Pass-Through	Washtenaw, County of	CR 45755.2	93.045	Special Programs for the Aging, Title III, Part C, Nutrition Services	9,499	-
						\$ 9,184	\$ -
			<b>Total aging cluster</b>			\$ 9,184	\$ -
<b>CCDF CLUSTER</b>							
Health and Human Services, Department of	Pass-Through	Columbia University	1 (GG008358-06)	93.575	Child Care and Development Block Grant	\$ 403,684	\$ -



University of Michigan  
Schedule of Expenditures of Federal Awards  
For the Year Ended June 30, 2019

Cluster Title/Federal Grantor/Program	Type	Pass-Through Grantor	Award Identifier	CFDA Number	CFDA Program Title	Federal Expenditures	Pass-Through
<b>RESEARCH AND DEVELOPMENT CLUSTER</b>							
Agriculture, Department of	Direct		1232SC18P0173	10.RD		\$ 13,946	\$ -
Agriculture, Department of	Direct		15-JV-11242309-073	10.RD		6,301	-
Agriculture, Department of	Direct		16-CR-11242306-071	10.RD		20,960	-
Agriculture, Department of	Direct		17-CR-11242306-028	10.RD		9,964	-
Agriculture, Department of	Direct		19-CR-11242306-007	10.RD		9,790	-
						<u>\$ 60,961</u>	<u>\$ -</u>
Agriculture, Department of	Direct		17-7415-1329-CA	10.028	Wildlife Services	\$ 24,943	\$ -
Agriculture, Department of	Pass-Through	University of Washington	UWSC9961	10.156	Federal-State Marketing Improvement Program	\$ 24,306	\$ -
Agriculture, Department of	Direct		NI17MSCFRXXXG068	10.202	Cooperative Forestry Research	\$ 51,760	\$ -
Agriculture, Department of	Direct		NI18MSCFRXXXG046	10.202	Cooperative Forestry Research	264,659	-
Agriculture, Department of	Direct		NI19MSCFRXXXG057	10.202	Cooperative Forestry Research	29,508	-
						<u>\$ 345,927</u>	<u>\$ -</u>
Agriculture, Department of	Pass-Through	University of Minnesota	H006607425	10.215	Sustainable Agriculture Research and Education	\$ 2,128	\$ -
Agriculture, Department of	Direct		2016-70003-24838	10.217	Higher Education - Institution Challenge Grants Program	\$ 4,733	\$ -
						<u>\$ 4,733</u>	<u>\$ -</u>
Agriculture, Department of	Pass-Through	University of Nebraska-Lincoln	26-6224-0160-002	10.250	Agreements and Collaborations	\$ (43)	\$ -
Agriculture, Department of	Direct		58-4000-8-0048-R	10.253	Consumer Data and Nutrition Research	\$ 6,890	\$ -
Agriculture, Department of	Direct		59-4000-8-0065	10.253	Consumer Data and Nutrition Research	40,748	-
Agriculture, Department of	Direct		59-4000-8-0066	10.253	Consumer Data and Nutrition Research	2,465	-
Agriculture, Department of	Direct		59-5000-5-0008	10.253	Consumer Data and Nutrition Research	52,331	-
Agriculture, Department of	Pass-Through	University of Kentucky	3200000900-17-237	10.253	Consumer Data and Nutrition Research	19,400	-
						<u>\$ 121,834</u>	<u>\$ -</u>
Agriculture, Department of	Direct		2012-68004-20028	10.310	Agriculture and Food Research Initiative (AFRI)	\$ 84,573	\$ -
Agriculture, Department of	Direct		2015-67013-22953	10.310	Agriculture and Food Research Initiative (AFRI)	90,382	30,371
Agriculture, Department of	Direct		2015-67015-27094	10.310	Agriculture and Food Research Initiative (AFRI)	125,685	122,338
Agriculture, Department of	Direct		2017-67019-26292	10.310	Agriculture and Food Research Initiative (AFRI)	198,352	19,982
Agriculture, Department of	Direct		2018-67030-28239	10.310	Agriculture and Food Research Initiative (AFRI)	41,373	-
Agriculture, Department of	Direct		2018-67030-28497	10.310	Agriculture and Food Research Initiative (AFRI)	41,271	17,272
Agriculture, Department of	Direct		2019-67019-29460	10.310	Agriculture and Food Research Initiative (AFRI)	31,346	-
Agriculture, Department of	Pass-Through	Husson University	2018-UM-01	10.310	Agriculture and Food Research Initiative (AFRI)	63,071	-
Agriculture, Department of	Pass-Through	Michigan State University	RC104749B	10.310	Agriculture and Food Research Initiative (AFRI)	466,127	-
Agriculture, Department of	Pass-Through	University at Buffalo	R996610	10.310	Agriculture and Food Research Initiative (AFRI)	30,644	-
Agriculture, Department of	Pass-Through	University of Wisconsin	460K795	10.310	Agriculture and Food Research Initiative (AFRI)	6,588	-
						<u>\$ 1,179,412</u>	<u>\$ 189,963</u>
Agriculture, Department of	Direct		2014-JV-11261975-073	10.652	Forestry Research	\$ 13,846	\$ -
Agriculture, Department of	Direct		18-DG-11420004-182	10.674	Wood Utilization Assistance	\$ 37,801	\$ -
Agriculture, Department of	Pass-Through	University of Washington	UWSC10647	10.674	Wood Utilization Assistance	40,862	-
						<u>\$ 78,663</u>	<u>\$ -</u>
Agriculture, Department of	Pass-Through	University of Florida, The	UFDSP0011036/Prime 00119996	10.675	Urban and Community Forestry Program	\$ 1,336	\$ -
Agriculture, Department of	Direct		16-JV-11221636-174	10.701	Stewardship Agreements	\$ 12,318	\$ -
			Total Agriculture, Department of			<u>\$ 1,870,364</u>	<u>\$ 189,963</u>
Commerce, Department of	Direct		0099-FY16-IPA-0002	11.RD		\$ 12,208	\$ -
Commerce, Department of	Direct		RA-133W-14-CN-0134	11.RD	(132)	-	-
Commerce, Department of	Direct		RA133W17CN0166	11.RD		194,592	-
Commerce, Department of	Pass-Through	Consortium for Ocean Leadership	76911	11.RD		11,060	-
						<u>\$ 217,728</u>	<u>\$ -</u>
Commerce, Department of	Direct		NA18SEC0080006	11.008	NOAA Mission-Related Education Awards	\$ 60,192	\$ 23,390
Commerce, Department of	Pass-Through	Great Lakes Observing System (GLOS)	IOOS/DATA-09	11.012	Integrated Ocean Observing System (IOOS)	\$ 76,485	\$ -
Commerce, Department of	Pass-Through	University of Maryland, The	SA7525796B	11.012	Integrated Ocean Observing System (IOOS)	174,789	-
						<u>\$ 251,274</u>	<u>\$ -</u>
Commerce, Department of	Direct		ED17HDQ0200083	11.020	Cluster Grants	\$ 169,595	\$ -
Commerce, Department of	Direct		ED16CHI3030032	11.303	Economic Development Technical Assistance	\$ 79,986	\$ -
Commerce, Department of	Direct		ED16HDQ3130040	11.313	Trade Adjustment Assistance for Firms	\$ (131,039)	\$ -
Commerce, Department of	Direct		ED17HDQ3130045	11.313	Trade Adjustment Assistance for Firms	1,511,980	-
						<u>\$ 1,380,941</u>	<u>\$ -</u>
Commerce, Department of	Direct		NA14OAR4170070	11.417	Sea Grant Support	\$ 1,375,679	\$ 44,435.00
Commerce, Department of	Direct		NA15OAR4170206	11.417	Sea Grant Support	2,326	-
Commerce, Department of	Direct		NA18OAR4170010	11.417	Sea Grant Support	26,518	-
Commerce, Department of	Direct		NA18OAR4170033	11.417	Sea Grant Support	20,202	-
Commerce, Department of	Direct		NA18OAR4170102	11.417	Sea Grant Support	445,458	285,932
Commerce, Department of	Direct		NA18OAR4170126	11.417	Sea Grant Support	7,039	-
Commerce, Department of	Direct		NA19OAR4170001	11.417	Sea Grant Support	26,293	-
Commerce, Department of	Direct		NA19OAR4170002	11.417	Sea Grant Support	23,688	-
Commerce, Department of	Direct		NA19OAR4170003	11.417	Sea Grant Support	22,867	-
Commerce, Department of	Pass-Through	Ohio Sea Grant	60063781	11.417	Sea Grant Support	24,249	-
Commerce, Department of	Pass-Through	University of Illinois-Urbana-Champaign	091182-17109	11.417	Sea Grant Support	4,569	-
						<u>\$ 1,978,888</u>	<u>\$ 330,367</u>
Commerce, Department of	Direct		NA14NOS4190145	11.419	Coastal Zone Management Administration Awards	\$ 5,216,090	\$ 4,372,384
Commerce, Department of	Pass-Through	Michigan, State of, Environmental Quality, Department of	16-Climate-003	11.419	Coastal Zone Management Administration Awards	54,749	50,940
Commerce, Department of	Pass-Through	Michigan, State of, Environmental Quality, Department of	17-Resiliency Strategy-002	11.419	Coastal Zone Management Administration Awards	50,119	-
Commerce, Department of	Pass-Through	Michigan, State of, Environmental Quality, Department of	18-Clean Marinas-002	11.419	Coastal Zone Management Administration Awards	15,374	-
Commerce, Department of	Pass-Through	Michigan, State of, Environmental Quality, Department of	18-Resiliency Strategy-002	11.419	Coastal Zone Management Administration Awards	36,960	-
Commerce, Department of	Pass-Through	Michigan, State of, Environmental Quality, Department of	19-Resiliency Strategy-003	11.419	Coastal Zone Management Administration Awards	9,090	-

University of Michigan  
 Schedule of Expenditures of Federal Awards  
 For the Year Ended June 30, 2019

Cluster Title/Federal Grantor/Program	Type	Pass-Through Grantor	Award Identifier	CFDA Number	CFDA Program Title	Federal Expenditures	Pass-Through
Commerce, Department of	Pass-Through	Michigan, State of, Natural Resources, Department of	19-Clean Marinas-002	11.419	Coastal Zone Management Administration Awards	8,884	
						\$ 5,391,266	\$ 4,423,324
Commerce, Department of	Direct		NA130AR4310096	11.431	Climate and Atmospheric Research	28,538	-
Commerce, Department of	Direct		NA150AR4310067	11.431	Climate and Atmospheric Research	3,008	-
Commerce, Department of	Direct		NA150AR4310148	11.431	Climate and Atmospheric Research	594,058	103,875
Commerce, Department of	Direct		NA180AR4310116	11.431	Climate and Atmospheric Research	47,164	-
Commerce, Department of	Direct		NA180AR4310263	11.431	Climate and Atmospheric Research	31,636	8,432
						\$ 704,404	\$ 112,307
Commerce, Department of	Direct		NA120AR4320071	11.432	National Oceanic and Atmospheric Administration (NOAA) Cooperative Institutes	551,331	87,377
Commerce, Department of	Direct		NA170AR4320152	11.432	National Oceanic and Atmospheric Administration (NOAA) Cooperative Institutes	4,519,184	1,314,230
						\$ 5,070,515	\$ 1,401,607
Commerce, Department of	Direct		NA180AR4590363	11.459	Weather and Air Quality Research Center for Sponsored Coastal Ocean Research Coastal Ocean Program	22,447	6,905
						\$ 344,508	-
Commerce, Department of	Direct		60NANB17D191	11.609	Measurement and Engineering Research and Standards	175,154	64,567
Commerce, Department of	Direct		70NANB15H022	11.609	Measurement and Engineering Research and Standards	(332)	-
Commerce, Department of	Direct		70NANB16H132	11.609	Measurement and Engineering Research and Standards	(27)	-
Commerce, Department of	Direct		70NANB16H205	11.609	Measurement and Engineering Research and Standards	59,159	-
Commerce, Department of	Direct		70NANB16H307	11.609	Measurement and Engineering Research and Standards	19,586	-
Commerce, Department of	Direct		70NANB17H163	11.609	Measurement and Engineering Research and Standards	321,629	-
Commerce, Department of	Direct		70NANB17H176	11.609	Measurement and Engineering Research and Standards	194,122	-
Commerce, Department of	Direct		70NANB17H214	11.609	Measurement and Engineering Research and Standards	15,246	9,994
Commerce, Department of	Direct		70NANB17H291	11.609	Measurement and Engineering Research and Standards	49,687	6,528
Commerce, Department of	Direct		70NANB18H140	11.609	Measurement and Engineering Research and Standards	165,927	-
						\$ 1,000,151	\$ 81,089
Commerce, Department of	Direct		70NANB16H267	11.620	Science, Technology, Business and/or Education Outreach	3,963	-
Commerce, Department of	Direct		70NANB17H310	11.620	Science, Technology, Business and/or Education Outreach	139,344	-
Commerce, Department of	Direct		70NANB18H135	11.620	Science, Technology, Business and/or Education Outreach	600	-
						\$ 143,907	-
			Total Commerce, Department of			\$ 16,815,802	\$ 6,378,989
Defense, Department of	Direct		FA8650-17-C-9105	12.RD		274,039	-
Defense, Department of	Direct		FA8650-17-C-9106	12.RD		35,602	-
Defense, Department of	Direct		FA8650-19-C-1831	12.RD		14,861	-
Defense, Department of	Direct		Goodson IPA	12.RD		280,081	-
Defense, Department of	Direct		HDTRA-1-15-C-0049	12.RD		166,829	-
Defense, Department of	Direct		HDTRA1-17-C-00001	12.RD		302,381	-
Defense, Department of	Direct		HDTRA1-17-C-0001	12.RD		76,144	-
Defense, Department of	Direct		HDTRA117C0046/CLIN001	12.RD		23,371	-
Defense, Department of	Direct		HDTRA117C0046/CLIN002	12.RD		241,881	-
Defense, Department of	Direct		HDTRA117C0046/CLIN003	12.RD		15,194	-
Defense, Department of	Direct		HDTRA118C0073	12.RD		1,053,679	-
Defense, Department of	Direct		HQ0147-16-C-6004	12.RD		47,466	-
Defense, Department of	Direct		HQ0727-17-2-4100	12.RD		222,219	-
Defense, Department of	Direct		HR0011-15-C-0142	12.RD		441,218	-
Defense, Department of	Direct		HR001118C0019	12.RD		834,269	377,219
Defense, Department of	Direct		N00014-18-C-1025	12.RD		63,481	-
Defense, Department of	Direct		N00014-19-C-1029	12.RD		5,085	-
Defense, Department of	Direct		N00173-19-P-0050	12.RD		95,104	-
Defense, Department of	Direct		N00174-16-C-0021	12.RD		124,705	-
Defense, Department of	Direct		N00174-16-C-0027	12.RD		132,028	-
Defense, Department of	Direct		N65540-10-C-0003	12.RD		(414)	(414)
Defense, Department of	Direct		Visiting Faculty Program	12.RD		14,603	-
Defense, Department of	Direct		W56HZV-17-P-L507	12.RD		1,984	-
Defense, Department of	Direct		W81XWH-17-C-0246	12.RD		495,757	-
Defense, Department of	Direct		W81XWH1810078	12.RD		858,023	-
Defense, Department of	Direct		W81XWH1810443	12.RD		161,482	-
Defense, Department of	Direct		W911QY-15-C-0053	12.RD		527,993	135,002
Defense, Department of	Direct		W912HQ18C0019	12.RD		163,999	-
Defense, Department of	Direct		HR00111990028	12.RD		189,840	-
Defense, Department of	Pass-Through	Advanced Computational Technology, LLC	14-ACT-001-U-Michigan	12.RD		4,667	-
Defense, Department of	Pass-Through	American Lightweight Materials Manufacturing Innovation Institute	0007B-8	12.RD		(8,074)	-
Defense, Department of	Pass-Through	American Lightweight Materials Manufacturing Innovation Institute	4007-01	12.RD		102,042	-
Defense, Department of	Pass-Through	BARRON ASSOCIATES, INC	503-SC01	12.RD		60,317	-
Defense, Department of	Pass-Through	Daniel H. Wagner Associates, Inc.	9221-0001	12.RD		101,335	-
Defense, Department of	Pass-Through	Dow Chemical Company	613-3.1	12.RD		28,964	-
Defense, Department of	Pass-Through	ERC, Inc.	PS190002	12.RD		45,483	-
Defense, Department of	Pass-Through	General Dynamics Information Technology	DVBIC-SC-14-0013/ #07ESM912302	12.RD		302,327	132,051
Defense, Department of	Pass-Through	Indiana University	IN-4386932-UM	12.RD		17,992	-
Defense, Department of	Pass-Through	Infocitex Corporation	IDIQ 6000-S009, TO 0002, PO 17	12.RD		129,374	-
Defense, Department of	Pass-Through	Innovative Bio Therapies (IBT)	Project specific addendum	12.RD		10,403	-
Defense, Department of	Pass-Through	Innovative Bio Therapies (IBT)	SSP9825	12.RD		9,486	-
Defense, Department of	Pass-Through	Innovation LLC	Research Agreement	12.RD		50,426	-
Defense, Department of	Pass-Through	iReprogram, LLC	Roundtable Research Agreement	12.RD		191,420	-

University of Michigan  
Schedule of Expenditures of Federal Awards  
For the Year Ended June 30, 2019

Cluster Title/Federal Grantor/Program	Type	Pass-Through Grantor	Award Identifier	CFDA Number	CFDA Program Title	Federal Expenditures	Pass-Through
Defense, Department of	Pass-Through	iReprogram, LLC	Roundtable Research Agreement	12.RD		86,627	-
Defense, Department of	Pass-Through	Johns Hopkins University	114322	12.RD		307,352	98,033
Defense, Department of	Pass-Through	Johns Hopkins University	151533	12.RD		462,865	-
Defense, Department of	Pass-Through	Kapteyn-Murmane Laboratories, Inc	Res Agrmt # 19953	12.RD		100,868	-
Defense, Department of	Pass-Through	Leidos, Inc.	P010183085	12.RD		99,857	-
Defense, Department of	Pass-Through	Leidos, Inc.	P010184830	12.RD		384,124	-
Defense, Department of	Pass-Through	Leidos, Inc.	P010217713	12.RD		393,009	-
Defense, Department of	Pass-Through	Leidos, Inc.	PO 10204554	12.RD		552,693	-
Defense, Department of	Pass-Through	Mettle Ops	PO 123	12.RD		18,790	-
Defense, Department of	Pass-Through	Mettle Ops	PO 87	12.RD		174,415	-
Defense, Department of	Pass-Through	Michigan Engineering Services	P.O. 1021.1	12.RD		13,708	-
Defense, Department of	Pass-Through	Michigan Tech Research Institute (MTRI)	1702001Z1	12.RD		28,461	-
Defense, Department of	Pass-Through	Microelectronics Advanced Research Corporation (MARCO)	2013-MA-2384	12.RD		(17)	-
Defense, Department of	Pass-Through	NanoFlex Power Corporation	Cooperative Agreement	12.RD		175,500	-
Defense, Department of	Pass-Through	Northern California Institute for Research & Education, Inc. (NCIRE)	WEI1808-1818	12.RD		5,034	-
Defense, Department of	Pass-Through	NuCrypt, LLC	NC-UM-RA-N00014-16-C-2004	12.RD		22,100	-
Defense, Department of	Pass-Through	Oceanit Laboratories, Inc.	A18B-T010	12.RD		60,022	-
Defense, Department of	Pass-Through	Ohio Aerospace Institute	OAI-C2644-17020	12.RD		10,576	-
Defense, Department of	Pass-Through	Palo Alto Research Center (PARC)	313498	12.RD		84,388	-
Defense, Department of	Pass-Through	PAR Government Systems Corporation	PGSC-SC111346-04	12.RD		169,546	-
Defense, Department of	Pass-Through	Partners Health Care System	233453	12.RD		2,572	-
Defense, Department of	Pass-Through	Physical Sciences, Inc.	SC# 76052-1948-46	12.RD		14,215	-
Defense, Department of	Pass-Through	Prytime Medical Devices, Inc.	W911QY-15-C-0099	12.RD		43,629	-
Defense, Department of	Pass-Through	Raytheon Company	2017-17063000002	12.RD		(12,028)	-
Defense, Department of	Pass-Through	Robotic Research, LLC	Subcontract SUB2017-UM-011-TAM	12.RD		190,112	-
Defense, Department of	Pass-Through	Rydberg Technologies LLC	Research Agreement dtd 10/1/17	12.RD		4,617	-
Defense, Department of	Pass-Through	SenSigma LLC	Roundtable Research Agrmt	12.RD		33,763	-
Defense, Department of	Pass-Through	Shirley Ryan AbilityLab	Subaward No. 6345	12.RD		(22,933)	-
Defense, Department of	Pass-Through	Soar Technology, Inc.	10322.01	12.RD		257,412	-
Defense, Department of	Pass-Through	Soar Technology, Inc.	SC-17-010/Project 10332.01	12.RD		(16,718)	-
Defense, Department of	Pass-Through	Soar Technology, Inc.	SC-18-030	12.RD		82,583	-
Defense, Department of	Pass-Through	The Feinstein Institute for Medical Research	500773UM	12.RD		53,749	-
Defense, Department of	Pass-Through	Triple Ring Technologies	STTR Agrmt	12.RD		88,487	-
Defense, Department of	Pass-Through	United Technologies Corporation Power (UTC Power)	PSA #1213639	12.RD		1,784	-
Defense, Department of	Pass-Through	Universal Technology Corporation	17-7900-0008-32-C6	12.RD		3,782	-
Defense, Department of	Pass-Through	Universal Technology Corporation	18-7900-0008-38-C6	12.RD		7,824	-
Defense, Department of	Pass-Through	University of California - San Francisco	11180sc	12.RD		15,897	-
Defense, Department of	Pass-Through	University of Dayton	RSC17064	12.RD		100,656	-
Defense, Department of	Pass-Through	University of Florida, The	UFDSP00012082 / P0069639	12.RD		57,028	-
Defense, Department of	Pass-Through	University of Illinois-Urbana-Champaign	078122-15632	12.RD		188,029	-
Defense, Department of	Pass-Through	University of Illinois-Urbana-Champaign	2013-01024-03 C4432	12.RD		7,192	-
Defense, Department of	Pass-Through	University of Southern California	87779041	12.RD		7,856	-
Defense, Department of	Pass-Through	University of Washington	UWSC10720	12.RD		184,470	-
Defense, Department of	Pass-Through	Wake Forest University	WFUHS 330607	12.RD		(617)	-
Defense, Department of	Pass-Through	Wayne State University	WSU18060	12.RD		735,805	-
Defense, Department of	Pass-Through	Wayne State University	WSU18080	12.RD		72,914	-
Defense, Department of	Pass-Through	Westat, Inc.	6367-S01/W81XWH-15-C-0128	12.RD		88,346	-
Defense, Department of	Pass-Through	Women and Infants Hospital	9607	12.RD		6,252	-
Defense, Department of	Pass-Through	Women and Infants Hospital	subcontract 9607	12.RD		6,998	-
Defense, Department of	Pass-Through	Wright State University	669737 PO# P0038097	12.RD		38,937	-
						\$ 13,301,597	\$ 741,891
Defense, Department of	Pass-Through	BAE Systems	316095	12.114	Collaborative Research and Development	(19,687)	-
Defense, Department of	Direct		FA8750-17-2-0125	12.300	Basic and Applied Scientific Research	418,547	-
Defense, Department of	Direct		FA8750-18-2-0011	12.300	Basic and Applied Scientific Research	229,117	-
Defense, Department of	Direct		FA8750-18-2-0019	12.300	Basic and Applied Scientific Research	401,861	102,592
Defense, Department of	Direct		FA9550-18-1-0044	12.300	Basic and Applied Scientific Research	92,103	-
Defense, Department of	Direct		N00014-13-1-0217	12.300	Basic and Applied Scientific Research	(1,044)	-
Defense, Department of	Direct		N00014-14-1-0680	12.300	Basic and Applied Scientific Research	44,094	-
Defense, Department of	Direct		N00014-14-1-0712	12.300	Basic and Applied Scientific Research	(52,336)	-
Defense, Department of	Direct		N00014-15-1-2141	12.300	Basic and Applied Scientific Research	253,590	-
Defense, Department of	Direct		N00014-15-1-2163	12.300	Basic and Applied Scientific Research	(4,411)	-
Defense, Department of	Direct		N00014-15-1-2224	12.300	Basic and Applied Scientific Research	56,330	-
Defense, Department of	Direct		N00014-15-1-2382	12.300	Basic and Applied Scientific Research	(3,700)	-
Defense, Department of	Direct		N00014-15-1-2390	12.300	Basic and Applied Scientific Research	47,704	-
Defense, Department of	Direct		N00014-15-1-2725	12.300	Basic and Applied Scientific Research	140,285	-
Defense, Department of	Direct		N00014-15-1-2752	12.300	Basic and Applied Scientific Research	306,719	67,318
Defense, Department of	Direct		N00014-16-1-2102	12.300	Basic and Applied Scientific Research	187,712	-
Defense, Department of	Direct		N00014-16-1-2239	12.300	Basic and Applied Scientific Research	(126,210)	-
Defense, Department of	Direct		N00014-16-1-2353	12.300	Basic and Applied Scientific Research	270,414	-
Defense, Department of	Direct		N00014-16-1-2433	12.300	Basic and Applied Scientific Research	54,863	-
Defense, Department of	Direct		N00014-16-1-2560	12.300	Basic and Applied Scientific Research	206,260	-
Defense, Department of	Direct		N00014-16-1-2614	12.300	Basic and Applied Scientific Research	103,013	-
Defense, Department of	Direct		N00014-16-1-2672	12.300	Basic and Applied Scientific Research	141,094	-
Defense, Department of	Direct		N00014-16-1-2728	12.300	Basic and Applied Scientific Research	199,407	-
Defense, Department of	Direct		N00014-16-1-2738	12.300	Basic and Applied Scientific Research	1,085	-
Defense, Department of	Direct		N00014-16-1-2910	12.300	Basic and Applied Scientific Research	97,058	-



University of Michigan  
 Schedule of Expenditures of Federal Awards  
 For the Year Ended June 30, 2019

Cluster Title/Federal Grantor/Program	Type	Pass-Through Grantor	Award Identifier	CFDA Number	CFDA Program Title	Federal Expenditures	Pass-Through
Defense, Department of	Direct		N00014-16-1-2928	12.300	Basic and Applied Scientific Research	18,455	-
Defense, Department of	Direct		N00014-16-1-2969	12.300	Basic and Applied Scientific Research	170,719	-
Defense, Department of	Direct		N00014-16-1-2971	12.300	Basic and Applied Scientific Research	253,434	-
Defense, Department of	Direct		N00014-16-1-2972	12.300	Basic and Applied Scientific Research	78,947	-
Defense, Department of	Direct		N00014-16-1-2975	12.300	Basic and Applied Scientific Research	(7,314)	-
Defense, Department of	Direct		N00014-16-1-2978	12.300	Basic and Applied Scientific Research	171,416	-
Defense, Department of	Direct		N00014-16-1-3108	12.300	Basic and Applied Scientific Research	244,338	-
Defense, Department of	Direct		N00014-16-1-3115	12.300	Basic and Applied Scientific Research	48,142	-
Defense, Department of	Direct		N00014-16-1-3135	12.300	Basic and Applied Scientific Research	(54,121)	-
Defense, Department of	Direct		N00014-16-1-3204	12.300	Basic and Applied Scientific Research	8	-
Defense, Department of	Direct		N00014-17-1-2050	12.300	Basic and Applied Scientific Research	396,393	-
Defense, Department of	Direct		N00014-17-1-2057	12.300	Basic and Applied Scientific Research	103,071	18,302
Defense, Department of	Direct		N00014-17-1-2211	12.300	Basic and Applied Scientific Research	170,403	-
Defense, Department of	Direct		N00014-17-1-2277	12.300	Basic and Applied Scientific Research	(4)	-
Defense, Department of	Direct		N00014-17-1-2296	12.300	Basic and Applied Scientific Research	172,000	-
Defense, Department of	Direct		N00014-17-1-2357	12.300	Basic and Applied Scientific Research	4,447	-
Defense, Department of	Direct		N00014-17-1-2364	12.300	Basic and Applied Scientific Research	352,565	150,000
Defense, Department of	Direct		N00014-17-1-2491	12.300	Basic and Applied Scientific Research	82,918	-
Defense, Department of	Direct		N00014-17-1-2747	12.300	Basic and Applied Scientific Research	204,328	85,705
Defense, Department of	Direct		N00014-17-1-2958	12.300	Basic and Applied Scientific Research	17,318	-
Defense, Department of	Direct		N00014-17-1-2966	12.300	Basic and Applied Scientific Research	84,517	-
Defense, Department of	Direct		N00014-17-1-2982	12.300	Basic and Applied Scientific Research	201,427	-
Defense, Department of	Direct		N00014-17-1-2992	12.300	Basic and Applied Scientific Research	490,967	11,405
Defense, Department of	Direct		N00014-17-1-2998	12.300	Basic and Applied Scientific Research	260,022	-
Defense, Department of	Direct		N00014-18-1-2010	12.300	Basic and Applied Scientific Research	193,865	-
Defense, Department of	Direct		N00014-18-1-2015	12.300	Basic and Applied Scientific Research	90,709	-
Defense, Department of	Direct		N00014-18-1-2020	12.300	Basic and Applied Scientific Research	398,038	-
Defense, Department of	Direct		N00014-18-1-2141	12.300	Basic and Applied Scientific Research	239,165	-
Defense, Department of	Direct		N00014-18-1-2211	12.300	Basic and Applied Scientific Research	108,006	-
Defense, Department of	Direct		N00014-18-1-2269	12.300	Basic and Applied Scientific Research	120,214	-
Defense, Department of	Direct		N00014-18-1-2330	12.300	Basic and Applied Scientific Research	151,699	-
Defense, Department of	Direct		N00014-18-1-2333	12.300	Basic and Applied Scientific Research	95,927	-
Defense, Department of	Direct		N00014-18-1-2337	12.300	Basic and Applied Scientific Research	307,419	-
Defense, Department of	Direct		N00014-18-1-2477	12.300	Basic and Applied Scientific Research	229,600	-
Defense, Department of	Direct		N00014-18-1-2499	12.300	Basic and Applied Scientific Research	149,693	-
Defense, Department of	Direct		N00014-18-1-2501	12.300	Basic and Applied Scientific Research	73,128	-
Defense, Department of	Direct		N00014-18-1-2531	12.300	Basic and Applied Scientific Research	151,569	68,988
Defense, Department of	Direct		N00014-18-1-2536	12.300	Basic and Applied Scientific Research	127,240	-
Defense, Department of	Direct		N00014-18-1-2544	12.300	Basic and Applied Scientific Research	39,051	-
Defense, Department of	Direct		N00014-18-1-2575	12.300	Basic and Applied Scientific Research	76,440	-
Defense, Department of	Direct		N00014-18-1-2656	12.300	Basic and Applied Scientific Research	41,964	-
Defense, Department of	Direct		N00014-18-1-2699	12.300	Basic and Applied Scientific Research	253,912	-
Defense, Department of	Direct		N00014-18-1-2703	12.300	Basic and Applied Scientific Research	169,583	-
Defense, Department of	Direct		N00014-18-1-2726	12.300	Basic and Applied Scientific Research	12,979	-
Defense, Department of	Direct		N00014-18-1-2867	12.300	Basic and Applied Scientific Research	18,606	-
Defense, Department of	Direct		N00014-18-1-2868	12.300	Basic and Applied Scientific Research	33,031	-
Defense, Department of	Direct		N00014-18-1-2876	12.300	Basic and Applied Scientific Research	241,702	-
Defense, Department of	Direct		N00014-19-1-2017	12.300	Basic and Applied Scientific Research	37,709	-
Defense, Department of	Direct		N00014-19-1-2086	12.300	Basic and Applied Scientific Research	45,717	-
Defense, Department of	Direct		N00014-19-1-2149	12.300	Basic and Applied Scientific Research	194,588	-
Defense, Department of	Direct		N00014-19-1-2171	12.300	Basic and Applied Scientific Research	21,214	-
Defense, Department of	Direct		N00014-19-1-2202	12.300	Basic and Applied Scientific Research	31,063	-
Defense, Department of	Direct		N00014-19-1-2225	12.300	Basic and Applied Scientific Research	8,094	-
Defense, Department of	Direct		N00014-19-1-2249	12.300	Basic and Applied Scientific Research	1,180	-
Defense, Department of	Direct		N00014-19-1-2262	12.300	Basic and Applied Scientific Research	31,895	-
Defense, Department of	Direct		N00014-19-1-2273	12.300	Basic and Applied Scientific Research	928	-
Defense, Department of	Direct		N00014-19-1-2459	12.300	Basic and Applied Scientific Research	9,922	-
Defense, Department of	Direct		N00173-14-1-G904	12.300	Basic and Applied Scientific Research	(885)	-
Defense, Department of	Direct		N00173-16-1-G022	12.300	Basic and Applied Scientific Research	86,447	-
Defense, Department of	Direct		N00173-18-1-G006	12.300	Basic and Applied Scientific Research	138,602	-
Defense, Department of	Direct		N00173-18-2-C009	12.300	Basic and Applied Scientific Research	142,080	-
Defense, Department of	Direct		N00174-18-1-0007	12.300	Basic and Applied Scientific Research	1,509	-
Defense, Department of	Direct		N00174-19-1-0017	12.300	Basic and Applied Scientific Research	7,606	-
Defense, Department of	Pass-Through	American Lightweight Materials Manufacturing Innovation Institute	002C-10	12.300	Basic and Applied Scientific Research	32,215	-
Defense, Department of	Pass-Through	American Lightweight Materials Manufacturing Innovation Institute	003 LCA	12.300	Basic and Applied Scientific Research	86,794	-
Defense, Department of	Pass-Through	American Lightweight Materials Manufacturing Innovation Institute	003C-6	12.300	Basic and Applied Scientific Research	(12,016)	-
Defense, Department of	Pass-Through	American Lightweight Materials Manufacturing Innovation Institute	003D-5	12.300	Basic and Applied Scientific Research	35,314	-
Defense, Department of	Pass-Through	American Lightweight Materials Manufacturing Innovation Institute	0004G-3	12.300	Basic and Applied Scientific Research	16,657	-
Defense, Department of	Pass-Through	American Lightweight Materials Manufacturing Innovation Institute	0007A-4	12.300	Basic and Applied Scientific Research	28,387	-
Defense, Department of	Pass-Through	American Lightweight Materials Manufacturing Innovation Institute	Sub-award 0002-LIFT Core ICME	12.300	Basic and Applied Scientific Research	288,748	-
Defense, Department of	Pass-Through	American Lightweight Materials Manufacturing Innovation Institute	Subaward 0003B-3	12.300	Basic and Applied Scientific Research	(20,622)	-
Defense, Department of	Pass-Through	American Lightweight Materials Manufacturing Innovation Institute	Subaward 0005A-5	12.300	Basic and Applied Scientific Research	6,778	-
Defense, Department of	Pass-Through	American Lightweight Materials Manufacturing Innovation Institute	Sub-Award Agreement 0001	12.300	Basic and Applied Scientific Research	273,164	-
Defense, Department of	Pass-Through	American Lightweight Materials Manufacturing Innovation Institute	Subaward Agreement 0002B-9	12.300	Basic and Applied Scientific Research	(3,213)	-
Defense, Department of	Pass-Through	Boston University	4500002613	12.300	Basic and Applied Scientific Research	95,381	-
Defense, Department of	Pass-Through	Brown University	00001041	12.300	Basic and Applied Scientific Research	852	-

University of Michigan  
Schedule of Expenditures of Federal Awards  
For the Year Ended June 30, 2019

Cluster Title/Federal Grantor/Program	Type	Pass-Through Grantor	Award Identifier	CFDA Number	CFDA Program Title	Federal Expenditures	Pass-Through
Defense, Department of	Pass-Through	Iowa State University of Science and Technology (aka Iowa State University)	4212021A	12.300	Basic and Applied Scientific Research	72,092	-
Defense, Department of	Pass-Through	Michigan Technological University	160303322	12.300	Basic and Applied Scientific Research	71,521	-
Defense, Department of	Pass-Through	Northwestern University	SP0026757-PROJ0007034	12.300	Basic and Applied Scientific Research	49,244	-
Defense, Department of	Pass-Through	Princeton University	SUB0000103	12.300	Basic and Applied Scientific Research	(3,547)	-
Defense, Department of	Pass-Through	Stanford University	60622292-114018	12.300	Basic and Applied Scientific Research	43,836	-
Defense, Department of	Pass-Through	Texas A & M University	M1803207	12.300	Basic and Applied Scientific Research	72,453	-
Defense, Department of	Pass-Through	University of California - Los Angeles	0160 G VA521	12.300	Basic and Applied Scientific Research	271,676	-
Defense, Department of	Pass-Through	University of Minnesota	A006141805	12.300	Basic and Applied Scientific Research	187,900	-
Defense, Department of	Pass-Through	University of Pennsylvania	574340	12.300	Basic and Applied Scientific Research	305,799	-
Defense, Department of	Pass-Through	University of St. Andrews	14338-SBE2-XOBO29	12.300	Basic and Applied Scientific Research	(793)	-
Defense, Department of	Pass-Through	University of Virginia	GG13332.156539	12.300	Basic and Applied Scientific Research	45,105	-
Defense, Department of	Pass-Through	University of Wisconsin	824K390	12.300	Basic and Applied Scientific Research	375,006	-
						\$ 12,927,891	\$ 504,310
Defense, Department of	Direct		HDTRA1-12-1-0038	12.351	Scientific Research - Combating Weapons of Mass Destruction	\$ 233,383	\$ -
Defense, Department of	Direct		HDTRA1-13-1-0013	12.351	Scientific Research - Combating Weapons of Mass Destruction	37,874	28,912
Defense, Department of	Direct		HDTRA1-15-1-0001	12.351	Scientific Research - Combating Weapons of Mass Destruction	45,116	-
Defense, Department of	Direct		HDTRA1-15-1-0045	12.351	Scientific Research - Combating Weapons of Mass Destruction	509,564	358,564
Defense, Department of	Direct		HDTRA1-15-1-0067	12.351	Scientific Research - Combating Weapons of Mass Destruction	(3,110)	-
Defense, Department of	Direct		HDTRA1-16-1-0004	12.351	Scientific Research - Combating Weapons of Mass Destruction	267,531	-
						\$ 1,090,358	\$ 387,476
Defense, Department of	Direct		W81XWH-12-1-0080	12.420	Military Medical Research and Development	\$ 6,277	\$ -
Defense, Department of	Direct		W81XWH-12-2-0057	12.420	Military Medical Research and Development	347,571	-
Defense, Department of	Direct		W81XWH-13-1-0134	12.420	Military Medical Research and Development	107,899	19,150
Defense, Department of	Direct		W81XWH-13-1-0377	12.420	Military Medical Research and Development	82,685	-
Defense, Department of	Direct		W81XWH-14-1-0005	12.420	Military Medical Research and Development	1,196,844	449,391
Defense, Department of	Direct		W81XWH-14-1-0287	12.420	Military Medical Research and Development	59,501	-
Defense, Department of	Direct		W81XWH-14-1-0292	12.420	Military Medical Research and Development	(2,200)	-
Defense, Department of	Direct		W81XWH-14-1-0362	12.420	Military Medical Research and Development	555,642	-
Defense, Department of	Direct		W81XWH-14-1-0555	12.420	Military Medical Research and Development	(215)	-
Defense, Department of	Direct		W81XWH-15-1-0020	12.420	Military Medical Research and Development	46,025	-
Defense, Department of	Direct		W81XWH-15-1-0083	12.420	Military Medical Research and Development	(6,373)	-
Defense, Department of	Direct		W81XWH-15-1-0194	12.420	Military Medical Research and Development	215,109	-
Defense, Department of	Direct		W81XWH-15-1-0222	12.420	Military Medical Research and Development	159,997	1,548
Defense, Department of	Direct		W81XWH-15-1-0237	12.420	Military Medical Research and Development	(635)	-
Defense, Department of	Direct		W81XWH-15-1-0413	12.420	Military Medical Research and Development	43,493	-
Defense, Department of	Direct		W81XWH-15-1-0503	12.420	Military Medical Research and Development	119,010	-
Defense, Department of	Direct		W81XWH-15-1-0548	12.420	Military Medical Research and Development	2,692	-
Defense, Department of	Direct		W81XWH-15-1-0637	12.420	Military Medical Research and Development	35,352	-
Defense, Department of	Direct		W81XWH-15-1-0689	12.420	Military Medical Research and Development	851,833	-
Defense, Department of	Direct		W81XWH-15-1-0703	12.420	Military Medical Research and Development	27,488	-
Defense, Department of	Direct		W81XWH-15-2-0021	12.420	Military Medical Research and Development	181,775	-
Defense, Department of	Direct		W81XWH-16-1-0314	12.420	Military Medical Research and Development	132,393	-
Defense, Department of	Direct		W81XWH-16-1-0369	12.420	Military Medical Research and Development	126,300	-
Defense, Department of	Direct		W81XWH-16-1-0426	12.420	Military Medical Research and Development	106,987	-
Defense, Department of	Direct		W81XWH-16-1-0551	12.420	Military Medical Research and Development	263,598	31,379
Defense, Department of	Direct		W81XWH-16-1-0571	12.420	Military Medical Research and Development	208,597	-
Defense, Department of	Direct		W81XWH-16-1-0574	12.420	Military Medical Research and Development	226,566	-
Defense, Department of	Direct		W81XWH-16-1-0587	12.420	Military Medical Research and Development	10,401	-
Defense, Department of	Direct		W81XWH-16-1-0648	12.420	Military Medical Research and Development	255,430	-
Defense, Department of	Direct		W81XWH-16-1-0684	12.420	Military Medical Research and Development	310,210	-
Defense, Department of	Direct		W81XWH-16-1-0752	12.420	Military Medical Research and Development	564,713	-
Defense, Department of	Direct		W81XWH-16-2-0051	12.420	Military Medical Research and Development	185,516	91,598
Defense, Department of	Direct		W81XWH-17-1-0130	12.420	Military Medical Research and Development	41,597	-
Defense, Department of	Direct		W81XWH-17-1-0134	12.420	Military Medical Research and Development	40,247	-
Defense, Department of	Direct		W81XWH-17-1-0155	12.420	Military Medical Research and Development	99,904	-
Defense, Department of	Direct		W81XWH-17-1-0171	12.420	Military Medical Research and Development	348,252	-
Defense, Department of	Direct		W81-XWH-17-1-0224	12.420	Military Medical Research and Development	133,628	-
Defense, Department of	Direct		W81XWH-17-1-0367	12.420	Military Medical Research and Development	76,045	33,631
Defense, Department of	Direct		W81XWH-17-1-0494	12.420	Military Medical Research and Development	193,682	12,731
Defense, Department of	Direct		W81XWH-17-1-0496	12.420	Military Medical Research and Development	265,842	-
Defense, Department of	Direct		W81XWH-17-1-0575	12.420	Military Medical Research and Development	141,928	24,029
Defense, Department of	Direct		W81XWH-17-1-0641	12.420	Military Medical Research and Development	311,801	-
Defense, Department of	Direct		W81XWH-17-1-0655	12.420	Military Medical Research and Development	395,715	-
Defense, Department of	Direct		W81XWH-17-1-0701	12.420	Military Medical Research and Development	520,900	-
Defense, Department of	Direct		W81XWH-17-2-0012	12.420	Military Medical Research and Development	639,026	-
Defense, Department of	Direct		W81XWH-18-1-0005	12.420	Military Medical Research and Development	564,883	-
Defense, Department of	Direct		W81XWH-18-1-0033	12.420	Military Medical Research and Development	916,814	-
Defense, Department of	Direct		W81XWH-18-1-0180	12.420	Military Medical Research and Development	187,882	-
Defense, Department of	Direct		W81XWH-18-1-0219	12.420	Military Medical Research and Development	117,562	-
Defense, Department of	Direct		W81XWH-18-1-0275	12.420	Military Medical Research and Development	700,569	-

University of Michigan  
 Schedule of Expenditures of Federal Awards  
 For the Year Ended June 30, 2019

Cluster Title/Federal Grantor/Program	Type	Pass-Through Grantor	Award Identifier	CFDA Number	CFDA Program Title	Federal Expenditures	Pass-Through
Defense, Department of	Direct		W81XWH1810346	12.420	Military Medical Research and Development	114,267	-
Defense, Department of	Direct		W81XWH-18-1-0407	12.420	Military Medical Research and Development	247,581	84,584
Defense, Department of	Direct		W81XWH1810427	12.420	Military Medical Research and Development	137,273	-
Defense, Department of	Direct		W81XWH1810453	12.420	Military Medical Research and Development	134,852	-
Defense, Department of	Direct		W81XWH-18-1-0487	12.420	Military Medical Research and Development	44,748	-
Defense, Department of	Direct		W81XWH1810567	12.420	Military Medical Research and Development	98,653	-
Defense, Department of	Direct		W81XWH1810587	12.420	Military Medical Research and Development	323,637	-
Defense, Department of	Direct		W81XWH1810653	12.420	Military Medical Research and Development	96,231	3,500
Defense, Department of	Direct		W81XWH1810656	12.420	Military Medical Research and Development	121,419	-
Defense, Department of	Direct		W81XWH-18-1-0721	12.420	Military Medical Research and Development	165,983	-
Defense, Department of	Direct		W81XWH-18-2-0038	12.420	Military Medical Research and Development	143,630	-
Defense, Department of	Direct		W81XWH1910093	12.420	Military Medical Research and Development	41,210	-
Defense, Department of	Direct		W81XWH1910094	12.420	Military Medical Research and Development	4,568	-
Defense, Department of	Direct		W81XWH1910162	12.420	Military Medical Research and Development	17,776	-
Defense, Department of	Pass-Through	Case Western Reserve University	RESS09313	12.420	Military Medical Research and Development	53,800	-
Defense, Department of	Pass-Through	Case Western Reserve University	RESS13795	12.420	Military Medical Research and Development	8,876	-
Defense, Department of	Pass-Through	Cincinnati Children's Hospital Medical Center (CCHMC)	Sub 135643/ PO 3100614000	12.420	Military Medical Research and Development	177,244	-
Defense, Department of	Pass-Through	Duke University	3130896	12.420	Military Medical Research and Development	2,800	-
Defense, Department of	Pass-Through	Indiana University	IN4386948UM/PO25931	12.420	Military Medical Research and Development	432,910	-
Defense, Department of	Pass-Through	Memorial Sloan-Kettering Cancer Center (MSKCC)	Amendment No 3/POBD520594C	12.420	Military Medical Research and Development	60,110	-
Defense, Department of	Pass-Through	Memorial Sloan-Kettering Cancer Center (MSKCC)	BD520591	12.420	Military Medical Research and Development	(7,110)	-
Defense, Department of	Pass-Through	Memorial Sloan-Kettering Cancer Center (MSKCC)	W81XWH1520018	12.420	Military Medical Research and Development	(8,217)	-
Defense, Department of	Pass-Through	New York University	17-A0-00-1000082-01	12.420	Military Medical Research and Development	33,263	-
Defense, Department of	Pass-Through	New York University	17-A0-00-1000082-01	12.420	Military Medical Research and Development	3,691	-
Defense, Department of	Pass-Through	Northern California Institute for Research & Education, Inc. (NCIRE)	Subaward No. 1683	12.420	Military Medical Research and Development	1,854	-
Defense, Department of	Pass-Through	Northern California Institute for Research & Education, Inc. (NCIRE)	WEI1808-1818	12.420	Military Medical Research and Development	1,619	-
Defense, Department of	Pass-Through	Northern California Institute for Research & Education, Inc. (NCIRE)	WEI1872-03, Ref # 095447	12.420	Military Medical Research and Development	26,919	-
Defense, Department of	Pass-Through	Ohio Willow Wood Co	W81XWH-17-1-0704-SA01	12.420	Military Medical Research and Development	295,117	-
Defense, Department of	Pass-Through	Oregon Health and Science University	1011056_UMICH	12.420	Military Medical Research and Development	12,274	-
Defense, Department of	Pass-Through	Oregon Health and Science University	1011056_UMICH	12.420	Military Medical Research and Development	3,370	-
Defense, Department of	Pass-Through	University of Alabama	000507860-002	12.420	Military Medical Research and Development	165,778	-
Defense, Department of	Pass-Through	University of Alabama	000507860-002	12.420	Military Medical Research and Development	41,507	-
Defense, Department of	Pass-Through	University of Delaware	47471	12.420	Military Medical Research and Development	35,013	-
Defense, Department of	Pass-Through	University of Minnesota	A003728703	12.420	Military Medical Research and Development	3,380	-
Defense, Department of	Pass-Through	University of Pittsburgh	0056666 (413614-6)	12.420	Military Medical Research and Development	6,211	-
Defense, Department of	Pass-Through	University of Rochester	417438 / URFAO: GR510636	12.420	Military Medical Research and Development	23,919	-
Defense, Department of	Pass-Through	University of Southern California	70250537	12.420	Military Medical Research and Development	(36,849)	-
Defense, Department of	Pass-Through	University of Texas Health Science Center at San Antonio	159425 / 155536	12.420	Military Medical Research and Development	38,089	-
Defense, Department of	Pass-Through	University of Utah	10040357-00	12.420	Military Medical Research and Development	136,771	-
Defense, Department of	Pass-Through	Veterans Education & Research Assoc of MI (VERAM)	V-SUBUM-11-10	12.420	Military Medical Research and Development	105,724	-
Defense, Department of	Pass-Through	Veterans Education & Research Assoc of MI (VERAM)	V-SUBUM-1602	12.420	Military Medical Research and Development	106,190	-
Defense, Department of	Pass-Through	Veterans Education & Research Assoc of MI (VERAM)	V-VUBUM-1601	12.420	Military Medical Research and Development	148,548	-
Defense, Department of	Pass-Through	Wayne State University	WSU 16046	12.420	Military Medical Research and Development	29,608	-
						\$ 15,710,995	\$ 751,541
Defense, Department of	Direct		FA9550-17-1-0454	12.431	Basic Scientific Research	\$ 304,460	\$ -
Defense, Department of	Direct		W911NF-12-1-0214	12.431	Basic Scientific Research	64,991	-
Defense, Department of	Direct		W911NF-13-1-0387	12.431	Basic Scientific Research	1,208,555	813,532
Defense, Department of	Direct		W911NF-14-1-0573	12.431	Basic Scientific Research	127,111	-
Defense, Department of	Direct		W911NF-15-1-0114	12.431	Basic Scientific Research	185,183	-
Defense, Department of	Direct		W911NF-15-1-0158	12.431	Basic Scientific Research	22,978	-
Defense, Department of	Direct		W911NF-15-1-0185	12.431	Basic Scientific Research	(1,348)	-
Defense, Department of	Direct		W911NF-15-1-0354	12.431	Basic Scientific Research	74,986	-
Defense, Department of	Direct		W911NF-15-1-0554	12.431	Basic Scientific Research	86,344	-
Defense, Department of	Direct		W911NF-15-1-0625	12.431	Basic Scientific Research	106,195	-
Defense, Department of	Direct		W911NF-16-1-0044	12.431	Basic Scientific Research	152,132	-
Defense, Department of	Direct		W911NF-16-1-0147	12.431	Basic Scientific Research	79,981	-
Defense, Department of	Direct		W911NF-16-1-0229	12.431	Basic Scientific Research	88,946	-
Defense, Department of	Direct		W911NF-16-1-0340	12.431	Basic Scientific Research	130,617	43,403
Defense, Department of	Direct		W911NF-17-1-0109	12.431	Basic Scientific Research	206,090	-
Defense, Department of	Direct		W911NF-17-1-0235	12.431	Basic Scientific Research	(1,834)	-
Defense, Department of	Direct		W911NF-17-1-0243	12.431	Basic Scientific Research	23,864	-
Defense, Department of	Direct		W911NF-17-1-0292	12.431	Basic Scientific Research	10,574	-
Defense, Department of	Direct		W911NF-17-1-0312	12.431	Basic Scientific Research	1,411,918	609,173
Defense, Department of	Direct		W911NF-17-1-0388	12.431	Basic Scientific Research	(3,329)	-
Defense, Department of	Direct		W911NF-17-1-0526	12.431	Basic Scientific Research	1,816	-
Defense, Department of	Direct		W911NF-18-1-0004	12.431	Basic Scientific Research	278,852	-
Defense, Department of	Direct		W911NF-18-1-0061	12.431	Basic Scientific Research	148,944	-
Defense, Department of	Direct		W911NF-18-1-0119	12.431	Basic Scientific Research	162,146	-
Defense, Department of	Direct		W911NF1810162	12.431	Basic Scientific Research	114,249	-
Defense, Department of	Direct		W911NF1810167	12.431	Basic Scientific Research	117,636	-
Defense, Department of	Direct		W911NF1810202	12.431	Basic Scientific Research	249,500	-
Defense, Department of	Direct		W911NF1810208	12.431	Basic Scientific Research	499,780	161,115
Defense, Department of	Direct		W911NF1810242	12.431	Basic Scientific Research	221,207	-
Defense, Department of	Direct		W911NF1810248	12.431	Basic Scientific Research	158,761	-
Defense, Department of	Direct		W911NF1810299	12.431	Basic Scientific Research	189,778	-
Defense, Department of	Direct		W911NF1810339	12.431	Basic Scientific Research	66,493	-

University of Michigan  
Schedule of Expenditures of Federal Awards  
For the Year Ended June 30, 2019

Cluster Title/Federal Grantor/Program	Type	Pass-Through Grantor	Award Identifier	CFDA Number	CFDA Program Title	Federal Expenditures	Pass-Through
Defense, Department of	Direct		W911NF-18-1-0397	12.431	Basic Scientific Research	113,822	-
Defense, Department of	Direct		W911NF1910027	12.431	Basic Scientific Research	31,307	-
Defense, Department of	Direct		W911NF1910114	12.431	Basic Scientific Research	15,315	-
Defense, Department of	Direct		W911NF1920045	12.431	Basic Scientific Research	60,334	-
Defense, Department of	Pass-Through	Arizona State University	13-949	12.431	Basic Scientific Research	(2,662)	-
Defense, Department of	Pass-Through	George Mason University	E2030471	12.431	Basic Scientific Research	190,403	-
Defense, Department of	Pass-Through	Georgia Institute of Technology	Subcontract No. RH541-G6	12.431	Basic Scientific Research	70,535	-
Defense, Department of	Pass-Through	Stanford University	61074263-119754	12.431	Basic Scientific Research	44,885	-
Defense, Department of	Pass-Through	University of California - Santa Barbara	KK1811	12.431	Basic Scientific Research	303,286	-
Defense, Department of	Pass-Through	University of Maryland, The	26236-Z8401001	12.431	Basic Scientific Research	47,263	-
Defense, Department of	Pass-Through	University of Minnesota	A006827501	12.431	Basic Scientific Research	109,037	-
Defense, Department of	Pass-Through	University of Missouri	C00045065-6	12.431	Basic Scientific Research	170,622	-
Defense, Department of	Pass-Through	University of Southern California	PO 10567853	12.431	Basic Scientific Research	75,054	-
Defense, Department of	Pass-Through	University of Wisconsin	623K070	12.431	Basic Scientific Research	169,078	-
						\$ 7,885,855	\$ 1,627,223
Defense, Department of	Direct		FA9453-17-2-0010	12.560	DOD, NDEP, DOTC-STEM Education Outreach Implementation	\$ 99,096	\$ -
Defense, Department of	Direct		ST1409-16-03	12.611	Community Economic Adjustment Assistance for Reductions in Defense Industry Employment	\$ 789,149	\$ 170,358.00
Defense, Department of	Pass-Through	Michigan, State of, Economic Development Corporation	CASE-220868	12.611	Community Economic Adjustment Assistance for Reductions in Defense Industry Employment	111,977	-
						\$ 901,126	\$ 170,358
Defense, Department of	Direct		ST1409-18-03	12.617	Economic Adjustment Assistance for State Governments	\$ 714,482	\$ 402,488
Defense, Department of	Pass-Through	American Lightweight Materials Manufacturing Innovation Institute	0004C-5	12.630	Basic, Applied, and Advanced Research in Science and Engineering	\$ 72,185	\$ -
Defense, Department of	Pass-Through	American Lightweight Materials Manufacturing Innovation Institute	0004D-8	12.630	Basic, Applied, and Advanced Research in Science and Engineering	22,583	-
Defense, Department of	Pass-Through	American Lightweight Materials Manufacturing Innovation Institute	0004F-4	12.630	Basic, Applied, and Advanced Research in Science and Engineering	162,040	-
						\$ 256,808	\$ -
Defense, Department of	Pass-Through	Henry M. Jackson Foundation for the Advancement of Military Medicine, Inc (HJF)	2879	12.750	Uniformed Services University Medical Research Projects	\$ 3,279,329	\$ -
Defense, Department of	Pass-Through	Henry M. Jackson Foundation for the Advancement of Military Medicine, Inc (HJF)	Subaward #3156 PO#856388	12.750	Uniformed Services University Medical Research Projects	141,796	-
						\$ 3,421,125	\$ -
Defense, Department of	Direct		FA2386-18-1-4086	12.800	Air Force Defense Research Sciences Program	\$ 104,807	\$ -
Defense, Department of	Direct		FA8650-17-2-2208	12.800	Air Force Defense Research Sciences Program	503,582	113,515
Defense, Department of	Direct		FA8650-18-1-5411	12.800	Air Force Defense Research Sciences Program	41,177	-
Defense, Department of	Direct		FA8750-19-2-0006	12.800	Air Force Defense Research Sciences Program	710,071	353,206
Defense, Department of	Direct		FA9453-16-1-0069	12.800	Air Force Defense Research Sciences Program	9,683	-
Defense, Department of	Direct		FA9453-18-1-0010	12.800	Air Force Defense Research Sciences Program	80,527	-
Defense, Department of	Direct		FA9453-19-1-0079	12.800	Air Force Defense Research Sciences Program	34,343	-
Defense, Department of	Direct		FA9550-12-1-0435	12.800	Air Force Defense Research Sciences Program	32,219	-
Defense, Department of	Direct		FA9550-14-1-0040	12.800	Air Force Defense Research Sciences Program	1,824,391	669,950
Defense, Department of	Direct		FA9550-14-1-0245	12.800	Air Force Defense Research Sciences Program	(4)	-
Defense, Department of	Direct		FA9550-14-1-0246	12.800	Air Force Defense Research Sciences Program	135,132	-
Defense, Department of	Direct		FA9550-14-1-0249	12.800	Air Force Defense Research Sciences Program	431,794	70,470
Defense, Department of	Direct		FA9550-14-1-0380	12.800	Air Force Defense Research Sciences Program	218,878	-
Defense, Department of	Direct		FA9550-15-1-0039	12.800	Air Force Defense Research Sciences Program	226,131	-
Defense, Department of	Direct		FA9550-15-1-0097	12.800	Air Force Defense Research Sciences Program	256,762	-
Defense, Department of	Direct		FA9550-15-1-0101	12.800	Air Force Defense Research Sciences Program	(2,408)	-
Defense, Department of	Direct		FA9550-15-1-0157	12.800	Air Force Defense Research Sciences Program	(139)	-
Defense, Department of	Direct		FA9550-15-1-0210	12.800	Air Force Defense Research Sciences Program	(7,068)	-
Defense, Department of	Direct		FA9550-15-1-0240	12.800	Air Force Defense Research Sciences Program	1,296	-
Defense, Department of	Direct		FA9550-15-1-0329	12.800	Air Force Defense Research Sciences Program	(15,104)	-
Defense, Department of	Direct		FA9550-15-1-0378	12.800	Air Force Defense Research Sciences Program	36,900	28,143
Defense, Department of	Direct		FA9550-16-1-0028	12.800	Air Force Defense Research Sciences Program	157,210	-
Defense, Department of	Direct		FA9550-16-1-0071	12.800	Air Force Defense Research Sciences Program	229,008	-
Defense, Department of	Direct		FA9550-16-1-0087	12.800	Air Force Defense Research Sciences Program	947,266	478,307
Defense, Department of	Direct		FA9550-16-1-0265	12.800	Air Force Defense Research Sciences Program	51,955	-
Defense, Department of	Direct		FA9550-16-1-0272	12.800	Air Force Defense Research Sciences Program	78,746	-
Defense, Department of	Direct		FA9550-16-1-0291	12.800	Air Force Defense Research Sciences Program	420,641	221,791
Defense, Department of	Direct		FA9550-16-1-0309	12.800	Air Force Defense Research Sciences Program	142,484	-
Defense, Department of	Direct		FA9550-16-1-0312	12.800	Air Force Defense Research Sciences Program	272,831	-
Defense, Department of	Direct		FA9550-16-1-0313	12.800	Air Force Defense Research Sciences Program	117,740	-
Defense, Department of	Direct		FA9550-17-1-0035	12.800	Air Force Defense Research Sciences Program	361,132	-
Defense, Department of	Direct		FA9550-17-1-0172	12.800	Air Force Defense Research Sciences Program	135,058	-
Defense, Department of	Direct		FA9550-17-1-0195	12.800	Air Force Defense Research Sciences Program	714,380	436,721
Defense, Department of	Direct		FA9550-17-1-0208	12.800	Air Force Defense Research Sciences Program	147,768	-
Defense, Department of	Direct		FA9550-17-1-0284	12.800	Air Force Defense Research Sciences Program	79,931	-
Defense, Department of	Direct		FA9550-17-1-0408	12.800	Air Force Defense Research Sciences Program	51,757	-
Defense, Department of	Direct		FA9550-17-1-0457	12.800	Air Force Defense Research Sciences Program	123,071	-
Defense, Department of	Direct		FA9550-18-1-0028	12.800	Air Force Defense Research Sciences Program	220,134	55,793
Defense, Department of	Direct		FA9550-18-1-0091	12.800	Air Force Defense Research Sciences Program	126,502	-
Defense, Department of	Direct		FA9550-18-1-0124	12.800	Air Force Defense Research Sciences Program	173,390	-
Defense, Department of	Direct		FA9550-18-1-0131	12.800	Air Force Defense Research Sciences Program	112,985	-
Defense, Department of	Direct		FA9550-18-1-0153	12.800	Air Force Defense Research Sciences Program	129,829	-
Defense, Department of	Direct		FA9550-18-1-0162	12.800	Air Force Defense Research Sciences Program	138,763	-

University of Michigan  
Schedule of Expenditures of Federal Awards  
For the Year Ended June 30, 2019

Cluster Title/Federal Grantor/Program	Type	Pass-Through Grantor	Award Identifier	CFDA Number	CFDA Program Title	Federal Expenditures	Pass-Through
Defense, Department of	Direct		FA9550-18-1-0168	12.800	Air Force Defense Research Sciences Program	164,853	-
Defense, Department of	Direct		FA9550-18-1-0171	12.800	Air Force Defense Research Sciences Program	84,774	-
Defense, Department of	Direct		FA9550-18-1-0180	12.800	Air Force Defense Research Sciences Program	210,725	44,001
Defense, Department of	Direct		FA9550-18-1-0315	12.800	Air Force Defense Research Sciences Program	106,976	-
Defense, Department of	Direct		FA9550-18-1-0343	12.800	Air Force Defense Research Sciences Program	97,289	-
Defense, Department of	Direct		FA9550-18-1-0434	12.800	Air Force Defense Research Sciences Program	11,881	-
Defense, Department of	Direct		FA9550-18-1-0466	12.800	Air Force Defense Research Sciences Program	58,278	-
Defense, Department of	Direct		FA9550-18-1-0476	12.800	Air Force Defense Research Sciences Program	102,274	-
Defense, Department of	Direct		FA9550-19-1-0013	12.800	Air Force Defense Research Sciences Program	8,601	-
Defense, Department of	Direct		FA9550-19-1-0022	12.800	Air Force Defense Research Sciences Program	71,103	-
Defense, Department of	Direct		FA9550-19-1-0026	12.800	Air Force Defense Research Sciences Program	25,419	-
Defense, Department of	Direct		FA9550-19-1-0029	12.800	Air Force Defense Research Sciences Program	17,819	-
Defense, Department of	Direct		FA9550-19-1-0072	12.800	Air Force Defense Research Sciences Program	58,990	-
Defense, Department of	Direct		FA9550-19-1-0186	12.800	Air Force Defense Research Sciences Program	3,076	-
Defense, Department of	Pass-Through	Columbia University	1(GG010953-01)	12.800	Air Force Defense Research Sciences Program	42,850	-
Defense, Department of	Pass-Through	Columbia University	FA9550-15-1-0439	12.800	Air Force Defense Research Sciences Program	52,590	-
Defense, Department of	Pass-Through	Lehigh University	543255-78001	12.800	Air Force Defense Research Sciences Program	72,648	-
Defense, Department of	Pass-Through	Massachusetts Institute of Technology	5710003831	12.800	Air Force Defense Research Sciences Program	187,015	-
Defense, Department of	Pass-Through	Michigan State University	RC108022UM	12.800	Air Force Defense Research Sciences Program	216,616	-
Defense, Department of	Pass-Through	Ohio State University, The	60041047	12.800	Air Force Defense Research Sciences Program	49,957	-
Defense, Department of	Pass-Through	The City University of New York (CUNY)	CM00001530-00	12.800	Air Force Defense Research Sciences Program	209,752	-
Defense, Department of	Pass-Through	University of Colorado Boulder	1553899	12.800	Air Force Defense Research Sciences Program	260,231	-
Defense, Department of	Pass-Through	University of Illinois-Urbana-Champaign	065435-13890	12.800	Air Force Defense Research Sciences Program	(3,287)	-
Defense, Department of	Pass-Through	University of Illinois-Urbana-Champaign	084272-16074	12.800	Air Force Defense Research Sciences Program	243,615	-
Defense, Department of	Pass-Through	University of Maryland, The	58333-Z8143003	12.800	Air Force Defense Research Sciences Program	122,599	-
Defense, Department of	Pass-Through	University of Maryland, The	Q2412001	12.800	Air Force Defense Research Sciences Program	26,503	-
Defense, Department of	Pass-Through	University of Texas San Antonio	1000002216	12.800	Air Force Defense Research Sciences Program	78,221	-
						\$ 12,136,919	\$ 2,471,897
Defense, Department of	Direct		FA8650-19-1-7997	12.901	Mathematical Sciences Grants	\$ 136,855	\$ -
Defense, Department of	Direct		H98230-18-1-0045	12.901	Mathematical Sciences Grants	43,988	-
Defense, Department of	Direct		H98230-19-1-0117	12.901	Mathematical Sciences Grants	14,814	-
						\$ 195,657	\$ -
Defense, Department of	Direct		D14AP00086	12.910	Research and Technology Development	\$ (1,080)	\$ -
Defense, Department of	Direct		D16AP00004	12.910	Research and Technology Development	(3,858)	-
Defense, Department of	Direct		D18AP00076	12.910	Research and Technology Development	165,801	-
Defense, Department of	Direct		HR0011-17-2-0018	12.910	Research and Technology Development	(4,118)	-
Defense, Department of	Direct		HR00111720067	12.910	Research and Technology Development	992,340	-
Defense, Department of	Direct		N66001-14-1-4014	12.910	Research and Technology Development	43,118	-
Defense, Department of	Direct		N66001-14-1-4045	12.910	Research and Technology Development	18,625	-
Defense, Department of	Direct		N66001-14-1-4046	12.910	Research and Technology Development	113,624	-
Defense, Department of	Direct		N66001-16-1-4006	12.910	Research and Technology Development	350,777	163,478
Defense, Department of	Direct		N66001-16-1-4029	12.910	Research and Technology Development	877,428	-
Defense, Department of	Direct		W56HZV-14-2-0001	12.910	Research and Technology Development	4,686,461	1,386,486
Defense, Department of	Direct		W56HZV-19-2-0001	12.910	Research and Technology Development	313,578	-
Defense, Department of	Direct		W911NF-16-1-0383	12.910	Research and Technology Development	148,851	-
Defense, Department of	Direct		W911NF-17-1-0060	12.910	Research and Technology Development	179,806	40,638
Defense, Department of	Direct		W911NF-18-2-0266	12.910	Research and Technology Development	204,167	47,529
Defense, Department of	Pass-Through	Arizona State University	ASUB00000087	12.910	Research and Technology Development	1,049,855	-
Defense, Department of	Pass-Through	Defense, Department of-Air Force, Department of the	FA8650-18-2-7844	12.910	Research and Technology Development	762,401	73,720
Defense, Department of	Pass-Through	Defense, Department of-Air Force, Department of the	FA8650-18-2-7864	12.910	Research and Technology Development	1,208,638	143,341
Defense, Department of	Pass-Through	Duke University	3130628	12.910	Research and Technology Development	12,915	-
Defense, Department of	Pass-Through	Duke University	3130713	12.910	Research and Technology Development	45,151	-
Defense, Department of	Pass-Through	Georgia Institute of Technology	RK448-G2	12.910	Research and Technology Development	129,082	-
Defense, Department of	Pass-Through	Interior, Department of the	D18AP00066	12.910	Research and Technology Development	207,950	-
Defense, Department of	Pass-Through	Interior, Department of the	D18AP00071	12.910	Research and Technology Development	245,595	-
Defense, Department of	Pass-Through	Oregon State University	X0212A-A	12.910	Research and Technology Development	59,511	-
Defense, Department of	Pass-Through	University of California-San Diego	104629610	12.910	Research and Technology Development	367,791	-
Defense, Department of	Pass-Through	University of Pennsylvania	574468	12.910	Research and Technology Development	154,877	-
						\$ 12,329,286	\$ 1,855,192
			Total Defense, Department of			\$ 80,951,508	\$ 8,912,376
Housing and Urban Development, Department of	Pass-Through	Johns Hopkins University	JHU Grant 19740/Task Order #7	14.506	General Research and Technology Activity	\$ 111,886	\$ -
			Total Housing and Urban Development, Department of			\$ 111,886	\$ -
						\$ 106,673	\$ -
Interior, Department of the	Direct		Josh Miller IPA	15.RD		\$ 3,332	\$ -
Interior, Department of the	Direct		Award F18AC00010	15.676	Youth Engagement, Education, and Employment	\$ 62,461	\$ -
Interior, Department of the	Direct		G17AP00088	15.807	Earthquake Hazards Program Assistance	\$ 111,950	\$ 420
Interior, Department of the	Direct		G13AC00085	15.808	U.S. Geological Survey Research and Data Collection	(17,053)	-
Interior, Department of the	Direct		G16AC00418	15.808	U.S. Geological Survey Research and Data Collection	17,446	-
Interior, Department of the	Direct		G18AC00367	15.808	U.S. Geological Survey Research and Data Collection	\$ 112,343	\$ 420
						\$ 57,978	\$ -
Interior, Department of the	Direct		P18AC00009	15.944	Natural Resource Stewardship	\$ 342,787	\$ 420
			Total Interior, Department of the			\$ (6)	\$ -
Justice, Department of	Direct		2011 BJ R 6565	16.RD		(42)	-
Justice, Department of	Direct		2013 IJR 1168	16.RD			-

University of Michigan  
Schedule of Expenditures of Federal Awards  
For the Year Ended June 30, 2019

Cluster Title/Federal Grantor/Program	Type	Pass-Through Grantor	Award Identifier	CFDA Number	CFDA Program Title	Federal Expenditures	Pass-Through
Justice, Department of	Direct		DJO-BJS-17-RO-0253	16.RD		2,043,792	-
Justice, Department of	Pass-Through	City of Battle Creek	FY 16 (BCJI)	16.RD		97,642	-
Justice, Department of	Pass-Through	Hamilton Community Health Network	2017-AJ-BX-0007	16.RD		41,522	-
						\$ 2,182,908	\$ -
Justice, Department of	Pass-Through	Salvation Army	2015-VT-BX-K017	16.320	Services for Trafficking Victims	\$ (2,125)	-
Justice, Department of	Direct		2013-MU-R-6018	16.523	Juvenile Accountability Block Grants	\$ (2)	-
Justice, Department of	Direct		2016-WL-AX-0029	16.524	Legal Assistance for Victims	\$ 221,110	\$ 49,630
Justice, Department of	Direct		2017-CK-BX-0002	16.560	National Institute of Justice Research, Evaluation, and Development Project Grants	\$ 286,922	\$ -
Justice, Department of	Direct		2019-MU-MU-0004	16.560	National Institute of Justice Research, Evaluation, and Development Project Grants	16,220	-
Justice, Department of	Pass-Through	Michigan State University	RC105817 UM	16.560	National Institute of Justice Research, Evaluation, and Development Project Grants	129,097	-
Justice, Department of	Pass-Through	Michigan State University	RC105837 UM	16.560	National Institute of Justice Research, Evaluation, and Development Project Grants	114,188	-
Justice, Department of	Pass-Through	University of Pennsylvania	570342	16.560	National Institute of Justice Research, Evaluation, and Development Project Grants	34,364	-
Justice, Department of	Pass-Through	University of Pittsburgh Medical Center (UPMC)	112104031-7848943	16.560	National Institute of Justice Research, Evaluation, and Development Project Grants	188,729	-
						\$ 769,520	\$ -
Justice, Department of	Direct		2011-MU-MU-K075	16.734	Special Data Collections and Statistical Studies	\$ (8,458)	\$ -
Justice, Department of	Direct		2016-FA-BX-0002	16.746	Capital Case Litigation Initiative	\$ 43,367	\$ -
Justice, Department of	Pass-Through	Michigan, State of, State Police	COAP-18-01	16.754	Harold Rogers Prescription Drug Monitoring Program	\$ 12,097	\$ -
Justice, Department of	Pass-Through	Kettering University	5301095AA	16.817	Innovations in Community-Based Crime Reduction	\$ 13,706	\$ -
Justice, Department of	Direct		2017-BC-BX-0050	16.835	Body Worn Camera Policy and Implementation	\$ 52,500	\$ -
			Total Justice, Department of			\$ 3,284,623	\$ 49,630
Labor, Department of	Pass-Through	UnidosUS	Counselant Agreement	17.270	Reentry Employment Opportunities	\$ 51,691	\$ -
Labor, Department of	Direct		EO-30276-17-60-5-26	17.791	Department of Labor Chief Evaluation Office	\$ 71,898	\$ -
			Total Labor, Department of			\$ 123,589	\$ -
State, Department of	Pass-Through	Alion Science and Technology	SUBI 138240 TO 001	19.RD		\$ 191,344	\$ -
State, Department of	Pass-Through	Partners of the Americas Foundation	CBG-2016-R2-09	19.009	Academic Exchange Programs - Undergraduate Programs	\$ 19,216	\$ -
						\$ 210,560	\$ -
State, Department of	Direct		S-LMAQM-15-GR-1129	19.345	International Programs to Support Democracy, Human Rights and Labor	\$ 892,471	\$ 658,192
State, Department of	Pass-Through	Princeton University	SUB0000247	19.500	Middle East Partnership Initiative	\$ 92,854	\$ -
			Total State, Department of			\$ 1,195,885	\$ 658,192
Transportation, Department of	Direct		DTFH6116C00006	20.RD		\$ 308,578	\$ 178,204
Transportation, Department of	Direct		DTNH22-14-00329	20.RD		214,348	-
Transportation, Department of	Direct		DTNH2214D00329L693JJ918F000224	20.RD		431,272	-
Transportation, Department of	Direct		DTNH2214D00329L693JJ918F000226	20.RD		115,587	59,002
Transportation, Department of	Direct		DTNH2214D00329L693JJ918F000236	20.RD		352,039	-
Transportation, Department of	Direct		DTNH2215D00017	20.RD		65,718	-
Transportation, Department of	Direct		DTNH2215D00017/693JJ918F000100	20.RD		100,355	-
Transportation, Department of	Direct		DTNH2215D00017/693JJ918F000124	20.RD		65,500	-
Transportation, Department of	Direct		DTNH2215D00017/693JJ918F000234	20.RD		173,075	7,166
Transportation, Department of	Direct		DTNH2217D00041	20.RD		733	-
Transportation, Department of	Direct		DTRT5716C10014L	20.RD		84,196	-
Transportation, Department of	Pass-Through	Crash Avoidance Metrics Partnership (CAMP)	PO# CAMP0000166	20.RD		313,478	-
Transportation, Department of	Pass-Through	Economic Development Research Group, Inc.	EDRG Project #800	20.RD		9,967	-
Transportation, Department of	Pass-Through	Emory University	T937114	20.RD		18,575	-
Transportation, Department of	Pass-Through	Michigan, State of, Transportation, Department of	2016-0068 Z2	20.RD		122,141	-
Transportation, Department of	Pass-Through	Michigan, State of, Transportation, Department of	2018-0593	20.RD		53,608	-
Transportation, Department of	Pass-Through	National Academy of Sciences	HR 10-93, Activity 163512-1030	20.RD		1,761	-
Transportation, Department of	Pass-Through	Soar Technology, Inc.	SC-17-007	20.RD		88,947	-
Transportation, Department of	Pass-Through	Texas A & M University	M1802886/Task Order M1803048	20.RD		1,956	-
						\$ 2,521,834	\$ 244,372
Transportation, Department of	Direct		14-G-011	20.108	Aviation Research Grants	\$ 180,022	\$ -
Transportation, Department of	Pass-Through	University of California - Davis	201302812-01	20.108	Aviation Research Grants	3,259	-
						\$ 183,281	\$ -
Transportation, Department of	Direct		DTFH6115H00005	20.200	Highway Research and Development Program	\$ 2,112,481	\$ 426,490
Transportation, Department of	Pass-Through	National Academy of Sciences	HR 20-110	20.200	Highway Research and Development Program	1,958	-
						\$ 2,114,439	\$ 426,490
Transportation, Department of	Pass-Through	Michigan, State of, Transportation, Department of	2016-0068 Authorization & Revi	20.505	Metropolitan Transportation Planning and State and Non-Metropolitan Planning and Research	\$ 59,792	\$ -
Transportation, Department of	Pass-Through	National Safety Council	Innovation Grant Agreement	20.614	National Highway Traffic Safety Administration (NHTSA)	\$ (102)	\$ -
Transportation, Department of	Pass-Through	National Safety Council	Subaward Agreement	20.614	National Highway Traffic Safety Administration (NHTSA)	80,549	-
						\$ 80,447	\$ -
Transportation, Department of	Direct		69A3551747105	20.701	University Transportation Centers Program	\$ 2,360,852	\$ 1,254,088
Transportation, Department of	Direct		DTRT13-G-UTC54	20.701	University Transportation Centers Program	76,572	6,410
Transportation, Department of	Pass-Through	San Jose State University	21-1100-5726-UM	20.701	University Transportation Centers Program	1,663	-
Transportation, Department of	Pass-Through	University of Florida, The	Subaward No. UFDSP00011771/Pro	20.701	University Transportation Centers Program	60,283	-
Transportation, Department of	Pass-Through	University of Florida, The	UFDSP00012169	20.701	University Transportation Centers Program	72,277	-

University of Michigan  
Schedule of Expenditures of Federal Awards  
For the Year Ended June 30, 2019

Cluster Title/Federal Grantor/Program	Type	Pass-Through Grantor	Award Identifier	CFDA Number	CFDA Program Title	Federal Expenditures	Pass-Through		
Transportation, Department of	Pass-Through	University of Maryland, The	07525729 P03884	20.819	Ballast Water Treatment Technologies	\$ 2,571,647	\$ 1,260,498		
			Total Transportation, Department of			\$ 19,432	\$ -		
						\$ 7,550,872	\$ 1,931,360		
Treasury, Department of the Treasury, Department of the	Direct		18-LITC0343-01-00	21.008	Low Income Taxpayer Clinics	\$ 48,366	\$ -		
			19-LITC0343-02-00			21.008	Low Income Taxpayer Clinics	\$ 71,744	\$ -
			Total Treasury, Department of the				\$ 120,110	\$ -	
Federal Trade Commission	Direct		29TFC117P0007/CLIN0001	36.RD	Total Federal Trade Commission	\$ 4,900	\$ -		
						\$ 4,900	\$ -		
Library of Congress	Direct		GA16C0089	42.RD	Total Library of Congress	\$ 191,159	\$ -		
						\$ 191,159	\$ -		
National Aeronautics and Space Administration	Direct		80GSFC18C0009	43.RD		\$ 67,432	\$ -		
National Aeronautics and Space Administration	Direct		Hansen IPA- NNNH18IA58P	43.RD		154,327	-		
National Aeronautics and Space Administration	Direct		Janet Kozyra IPA-NNH17IA42P	43.RD		213,892	-		
National Aeronautics and Space Administration	Direct		NNG12CR34C	43.RD		179,933	-		
National Aeronautics and Space Administration	Direct		NNL13AQ00C	43.RD		4,602,553	549,283		
National Aeronautics and Space Administration	Direct		NNX16AH47G	43.RD		53,911	-		
National Aeronautics and Space Administration	Pass-Through	California Institute of Technology	S386188	43.RD		209,490	-		
National Aeronautics and Space Administration	Pass-Through	Catholic University of America	361361 Sub 1	43.RD		(205)	-		
National Aeronautics and Space Administration	Pass-Through	Catholic University of America	361361 Sub 3	43.RD		332,874	-		
National Aeronautics and Space Administration	Pass-Through	Catholic University of America	361361 Sub 4	43.RD		28,487	-		
National Aeronautics and Space Administration	Pass-Through	Colorado School of Mines	400637	43.RD		52,843	-		
National Aeronautics and Space Administration	Pass-Through	Jet Propulsion Laboratory	1266313	43.RD		377,068	-		
National Aeronautics and Space Administration	Pass-Through	Jet Propulsion Laboratory	1266314	43.RD		33,159	-		
National Aeronautics and Space Administration	Pass-Through	Jet Propulsion Laboratory	1409449	43.RD		320,293	-		
National Aeronautics and Space Administration	Pass-Through	Jet Propulsion Laboratory	1416974	43.RD		17,615	-		
National Aeronautics and Space Administration	Pass-Through	Jet Propulsion Laboratory	1449038	43.RD		288,941	-		
National Aeronautics and Space Administration	Pass-Through	Jet Propulsion Laboratory	1486489	43.RD		29,895	-		
National Aeronautics and Space Administration	Pass-Through	Jet Propulsion Laboratory	1514747	43.RD		3,356	-		
National Aeronautics and Space Administration	Pass-Through	Jet Propulsion Laboratory	1515850	43.RD		41,462	-		
National Aeronautics and Space Administration	Pass-Through	Jet Propulsion Laboratory	1532308	43.RD		63,870	-		
National Aeronautics and Space Administration	Pass-Through	Jet Propulsion Laboratory	1534436	43.RD		25,699	-		
National Aeronautics and Space Administration	Pass-Through	Jet Propulsion Laboratory	1564409	43.RD		(16)	-		
National Aeronautics and Space Administration	Pass-Through	Jet Propulsion Laboratory	1574620	43.RD		279,099	-		
National Aeronautics and Space Administration	Pass-Through	Jet Propulsion Laboratory	1579208	43.RD		(3,276)	-		
National Aeronautics and Space Administration	Pass-Through	Jet Propulsion Laboratory	1593522	43.RD		323,866	-		
National Aeronautics and Space Administration	Pass-Through	Jet Propulsion Laboratory	1607998	43.RD		60,000	-		
National Aeronautics and Space Administration	Pass-Through	Jet Propulsion Laboratory	1610475	43.RD		26,063	-		
National Aeronautics and Space Administration	Pass-Through	Jet Propulsion Laboratory	1621759	43.RD		58,268	-		
National Aeronautics and Space Administration	Pass-Through	Jet Propulsion Laboratory	1631492	43.RD		20,691	-		
National Aeronautics and Space Administration	Pass-Through	Jet Propulsion Laboratory	561416972	43.RD		41,725	-		
National Aeronautics and Space Administration	Pass-Through	Johns Hopkins University	117613	43.RD		17,558	-		
National Aeronautics and Space Administration	Pass-Through	Johns Hopkins University	141617	43.RD		51,845	-		
National Aeronautics and Space Administration	Pass-Through	Johns Hopkins University	141617	43.RD		27,022	-		
National Aeronautics and Space Administration	Pass-Through	Johns Hopkins University	143448	43.RD		301,125	-		
National Aeronautics and Space Administration	Pass-Through	Johns Hopkins University	143448	43.RD		172,414	-		
National Aeronautics and Space Administration	Pass-Through	Michigan Engineering Services	1025	43.RD		10,554	-		
National Aeronautics and Space Administration	Pass-Through	National Institute of Aerospace	T18-601046-UMICH	43.RD		57,952	-		
National Aeronautics and Space Administration	Pass-Through	Smithsonian Institution	SV4-84016	43.RD		126,717	-		
National Aeronautics and Space Administration	Pass-Through	Southwest Research Institute	699056KC	43.RD		297,762	-		
National Aeronautics and Space Administration	Pass-Through	Southwest Research Institute	A99201MO	43.RD		456,123	-		
National Aeronautics and Space Administration	Pass-Through	Southwest Research Institute	E99061MO	43.RD		155,531	-		
National Aeronautics and Space Administration	Pass-Through	Southwest Research Institute	H99061MO	43.RD		(26,264)	-		
National Aeronautics and Space Administration	Pass-Through	Southwest Research Institute	K99067CT	43.RD		37,827	-		
National Aeronautics and Space Administration	Pass-Through	Space Telescope Institute (STScI)	HST-AR-13881.001-A	43.RD		51,802	-		
National Aeronautics and Space Administration	Pass-Through	Space Telescope Institute (STScI)	HST-AR-13884.001-A	43.RD		3,846	-		
National Aeronautics and Space Administration	Pass-Through	Space Telescope Institute (STScI)	HST-AR-14279.001-A	43.RD		42,999	-		
National Aeronautics and Space Administration	Pass-Through	Space Telescope Institute (STScI)	HST-AR-15047.001-A	43.RD		72,208	-		
National Aeronautics and Space Administration	Pass-Through	Space Telescope Institute (STScI)	HST-AR-15051.001-A	43.RD		21,063	-		
National Aeronautics and Space Administration	Pass-Through	Space Telescope Institute (STScI)	HST-GO-13639.003-A	43.RD		(27)	-		
National Aeronautics and Space Administration	Pass-Through	Space Telescope Institute (STScI)	HST-GO-13642.004-A	43.RD		45,129	-		
National Aeronautics and Space Administration	Pass-Through	Space Telescope Institute (STScI)	HST-GO-13696.002-A	43.RD		4,371	-		
National Aeronautics and Space Administration	Pass-Through	Space Telescope Institute (STScI)	HST-GO-13827.001-A	43.RD		1,375	-		
National Aeronautics and Space Administration	Pass-Through	Space Telescope Institute (STScI)	HST-GO-13841.006-A	43.RD		8,638	-		
National Aeronautics and Space Administration	Pass-Through	Space Telescope Institute (STScI)	HST-GO-13939.003-A	43.RD		5,967	-		
National Aeronautics and Space Administration	Pass-Through	Space Telescope Institute (STScI)	HST-GO-14046.007-A	43.RD		(355)	-		
National Aeronautics and Space Administration	Pass-Through	Space Telescope Institute (STScI)	HST-GO-14080.002-A	43.RD		18,599	-		
National Aeronautics and Space Administration	Pass-Through	Space Telescope Institute (STScI)	HST-GO-14096.005-A	43.RD		(1,187)	-		
National Aeronautics and Space Administration	Pass-Through	Space Telescope Institute (STScI)	HST-GO-14151.002-A	43.RD		4,111	-		
National Aeronautics and Space Administration	Pass-Through	Space Telescope Institute (STScI)	HST-GO-14170.004-A	43.RD		5,288	-		
National Aeronautics and Space Administration	Pass-Through	Space Telescope Institute (STScI)	HST-GO-14187.001-A	43.RD		29,081	-		
National Aeronautics and Space Administration	Pass-Through	Space Telescope Institute (STScI)	HST-GO-14190.001-A	43.RD		28,457	-		
National Aeronautics and Space Administration	Pass-Through	Space Telescope Institute (STScI)	HST-GO-14194.008-A	43.RD		10,190	-		

University of Michigan  
 Schedule of Expenditures of Federal Awards  
 For the Year Ended June 30, 2019

Cluster Title/Federal Grantor/Program	Type	Pass-Through Grantor	Award Identifier	CFDA Number	CFDA Program Title	Federal Expenditures	Pass-Through
National Aeronautics and Space Administration	Pass-Through	Space Telescope Institute (STScl)	HST-GO-14229.001-A	43.RD		11,280	-
National Aeronautics and Space Administration	Pass-Through	Space Telescope Institute (STScl)	HST-GO-14230.002-A	43.RD		16,005	-
National Aeronautics and Space Administration	Pass-Through	Space Telescope Institute (STScl)	HST-GO-14232.001-A	43.RD		9,123	-
National Aeronautics and Space Administration	Pass-Through	Space Telescope Institute (STScl)	HST-GO-14356.004-A	43.RD		11,470	-
National Aeronautics and Space Administration	Pass-Through	Space Telescope Institute (STScl)	HST-GO-14622.003-A	43.RD		4,001	-
National Aeronautics and Space Administration	Pass-Through	Space Telescope Institute (STScl)	HST-GO-14711.004-A	43.RD		4,463	-
National Aeronautics and Space Administration	Pass-Through	Space Telescope Institute (STScl)	HST-GO-14729.001-A	43.RD		1,552	-
National Aeronautics and Space Administration	Pass-Through	Space Telescope Institute (STScl)	HST-GO-14765.001-A	43.RD		17,362	-
National Aeronautics and Space Administration	Pass-Through	Space Telescope Institute (STScl)	HST-GO-14896.004-A	43.RD		4,912	-
National Aeronautics and Space Administration	Pass-Through	Space Telescope Institute (STScl)	HST-GO-14933.002-A	43.RD		2,960	-
National Aeronautics and Space Administration	Pass-Through	Space Telescope Institute (STScl)	HST-GO-15101.004-A	43.RD		19,002	-
National Aeronautics and Space Administration	Pass-Through	Space Telescope Institute (STScl)	HST-GO-15117.033-A	43.RD		47,511	-
National Aeronautics and Space Administration	Pass-Through	Space Telescope Institute (STScl)	HST-GO-15230.002-A	43.RD		23,313	-
National Aeronautics and Space Administration	Pass-Through	Space Telescope Institute (STScl)	HST-GO-15307.004-A	43.RD		60,454	-
National Aeronautics and Space Administration	Pass-Through	Space Telescope Institute (STScl)	HST-GO-15352.002-A	43.RD		4,398	-
National Aeronautics and Space Administration	Pass-Through	Space Telescope Institute (STScl)	HST-GO-15378.003-A	43.RD		19,002	-
National Aeronautics and Space Administration	Pass-Through	Space Telescope Institute (STScl)	HST-HF2-51401.001-A	43.RD		91,326	-
National Aeronautics and Space Administration	Pass-Through	Space Telescope Institute (STScl)	JWST-ERS-01364.002-A	43.RD		1,928	-
National Aeronautics and Space Administration	Pass-Through	Space Telescope Institute (STScl)	JWST-ERS-01386.039-A	43.RD		17,085	-
National Aeronautics and Space Administration	Pass-Through	Universities Space Research Association (USRA)	20180863/06816-03	43.RD		23,450	-
National Aeronautics and Space Administration	Pass-Through	University of Arizona	344641	43.RD		94,270	-
National Aeronautics and Space Administration	Pass-Through	University of Colorado	1546525	43.RD		32,150	-
National Aeronautics and Space Administration	Pass-Through	University of Colorado	1546525/PO 1000106275	43.RD		236,271	-
National Aeronautics and Space Administration	Pass-Through	University of Washington	16-PAF02071	43.RD		3,551	-
						\$ 10,697,875	\$ 549,283
National Aeronautics and Space Administration	Direct		80NSSC17K0015	43.001	Science	205,786	\$ 24,817.00
National Aeronautics and Space Administration	Direct		80NSSC17K0116	43.001	Science	33,137	-
National Aeronautics and Space Administration	Direct		80NSSC17K0212	43.001	Science	106,849	20,726
National Aeronautics and Space Administration	Direct		80NSSC17K0323	43.001	Science	45,089	-
National Aeronautics and Space Administration	Direct		80NSSC17K0380	43.001	Science	28,339	-
National Aeronautics and Space Administration	Direct		80NSSC17K0381	43.001	Science	64,807	-
National Aeronautics and Space Administration	Direct		80NSSC17K0382	43.001	Science	40,284	-
National Aeronautics and Space Administration	Direct		80NSSC17K0453	43.001	Science	44,885	-
National Aeronautics and Space Administration	Direct		80NSSC17K0464	43.001	Science	38,803	-
National Aeronautics and Space Administration	Direct		80NSSC17K0493	43.001	Science	44,786	-
National Aeronautics and Space Administration	Direct		80NSSC17K0604	43.001	Science	45,683	-
National Aeronautics and Space Administration	Direct		80NSSC17K0628	43.001	Science	18,550	-
National Aeronautics and Space Administration	Direct		80NSSC17K0629	43.001	Science	21,519	-
National Aeronautics and Space Administration	Direct		80NSSC17K0630	43.001	Science	11,043	-
National Aeronautics and Space Administration	Direct		80NSSC17K0681	43.001	Science	189,951	15,509
National Aeronautics and Space Administration	Direct		80NSSC17K0686	43.001	Science	118,750	11,102
National Aeronautics and Space Administration	Direct		80NSSC17K0728	43.001	Science	158,736	40,848
National Aeronautics and Space Administration	Direct		80NSSC18K0275	43.001	Science	16,363	-
National Aeronautics and Space Administration	Direct		80NSSC18K0376	43.001	Science	32,631	-
National Aeronautics and Space Administration	Direct		80NSSC18K0377	43.001	Science	10,392	-
National Aeronautics and Space Administration	Direct		80NSSC18K0536	43.001	Science	87,894	-
National Aeronautics and Space Administration	Direct		80NSSC18K0551	43.001	Science	20,914	-
National Aeronautics and Space Administration	Direct		80NSSC18K0647	43.001	Science	14,917	-
National Aeronautics and Space Administration	Direct		80NSSC18K0653	43.001	Science	45,928	-
National Aeronautics and Space Administration	Direct		80NSSC18K0717	43.001	Science	55,889	-
National Aeronautics and Space Administration	Direct		80NSSC18K0802	43.001	Science	18,793	-
National Aeronautics and Space Administration	Direct		80NSSC18K0882	43.001	Science	83,730	-
National Aeronautics and Space Administration	Direct		80NSSC18K0900	43.001	Science	56,576	-
National Aeronautics and Space Administration	Direct		80NSSC18K0978	43.001	Science	10,944	-
National Aeronautics and Space Administration	Direct		80NSSC18K0986	43.001	Science	114,415	-
National Aeronautics and Space Administration	Direct		80NSSC18K0999	43.001	Science	37,395	-
National Aeronautics and Space Administration	Direct		80NSSC18K1000	43.001	Science	48,921	-
National Aeronautics and Space Administration	Direct		80NSSC18K1005	43.001	Science	66,683	-
National Aeronautics and Space Administration	Direct		80NSSC18K1033	43.001	Science	97,413	11,750
National Aeronautics and Space Administration	Direct		80NSSC18K1049	43.001	Science	30,389	-
National Aeronautics and Space Administration	Direct		80NSSC18K1060	43.001	Science	115,272	-
National Aeronautics and Space Administration	Direct		80NSSC18K1120	43.001	Science	35,729	-
National Aeronautics and Space Administration	Direct		80NSSC18K1121	43.001	Science	37,594	-
National Aeronautics and Space Administration	Direct		80NSSC18K1137	43.001	Science	104,336	-
National Aeronautics and Space Administration	Direct		80NSSC18K1208	43.001	Science	157,810	52,105
National Aeronautics and Space Administration	Direct		80NSSC18K1238	43.001	Science	36,628	-
National Aeronautics and Space Administration	Direct		80NSSC18K1240	43.001	Science	81,926	-
National Aeronautics and Space Administration	Direct		80NSSC18K1280	43.001	Science	111,232	-
National Aeronautics and Space Administration	Direct		80NSSC18K1344	43.001	Science	25,513	-
National Aeronautics and Space Administration	Direct		80NSSC18K1363	43.001	Science	142,187	-
National Aeronautics and Space Administration	Direct		80NSSC18K1454	43.001	Science	72,478	-
National Aeronautics and Space Administration	Direct		80NSSC18K1553	43.001	Science	61,082	4,365
National Aeronautics and Space Administration	Direct		80NSSC18K1596	43.001	Science	106,215	-
National Aeronautics and Space Administration	Direct		80NSSC18K1641	43.001	Science	13,675	-
National Aeronautics and Space Administration	Direct		80NSSC19K0003	43.001	Science	131,335	-
National Aeronautics and Space Administration	Direct		80NSSC19K0092	43.001	Science	11,765	-



University of Michigan  
Schedule of Expenditures of Federal Awards  
For the Year Ended June 30, 2019

Cluster Title/Federal Grantor/Program	Type	Pass-Through Grantor	Award Identifier	CFDA Number	CFDA Program Title	Federal Expenditures	Pass-Through
National Aeronautics and Space Administration	Direct		80NSSC19K0168	43.001	Science	7,853	-
National Aeronautics and Space Administration	Direct		80NSSC19K0204	43.001	Science	4,374	-
National Aeronautics and Space Administration	Direct		80NSSC19K0373	43.001	Science	90,253	-
National Aeronautics and Space Administration	Direct		80NSSC19K0564	43.001	Science	24,321	-
National Aeronautics and Space Administration	Direct		80NSSC19K0608	43.001	Science	17,779	-
National Aeronautics and Space Administration	Direct		80NSSC19K0640	43.001	Science	13,851	-
National Aeronautics and Space Administration	Direct		80NSSC19K0747	43.001	Science	836	-
National Aeronautics and Space Administration	Direct		NNX11AJ19G	43.001	Science	(17,551)	-
National Aeronautics and Space Administration	Direct		NNX12AR53G	43.001	Science	14,654	-
National Aeronautics and Space Administration	Direct		NNX13AE56G	43.001	Science	(318)	(318)
National Aeronautics and Space Administration	Direct		NNX13AP36G	43.001	Science	60,501	-
National Aeronautics and Space Administration	Direct		NNX14AB39G	43.001	Science	(3,615)	-
National Aeronautics and Space Administration	Direct		NNX14AC82G	43.001	Science	38,720	-
National Aeronautics and Space Administration	Direct		NNX14AE75G	43.001	Science	39,478	-
National Aeronautics and Space Administration	Direct		NNX14AF31G	43.001	Science	39,714	-
National Aeronautics and Space Administration	Direct		NNX14AF34G	43.001	Science	(87)	-
National Aeronautics and Space Administration	Direct		NNX14AF90G	43.001	Science	82,297	-
National Aeronautics and Space Administration	Direct		NNX14AG68G	43.001	Science	3,141	-
National Aeronautics and Space Administration	Direct		NNX14AG84G	43.001	Science	80,674	-
National Aeronautics and Space Administration	Direct		NNX14AH40G	43.001	Science	(13,669)	-
National Aeronautics and Space Administration	Direct		NNX14AI87G	43.001	Science	(688)	-
National Aeronautics and Space Administration	Direct		NNX14AP44G	43.001	Science	(4,825)	-
National Aeronautics and Space Administration	Direct		NNX14AR78G	43.001	Science	6,332	-
National Aeronautics and Space Administration	Direct		NNX15AB36G	43.001	Science	14,125	-
National Aeronautics and Space Administration	Direct		NNX15AB73G	43.001	Science	48,877	-
National Aeronautics and Space Administration	Direct		NNX15AC25G	43.001	Science	56,656	-
National Aeronautics and Space Administration	Direct		NNX15AD40G	43.001	Science	199,188	80,038
National Aeronautics and Space Administration	Direct		NNX15AE34G	43.001	Science	36,429	-
National Aeronautics and Space Administration	Direct		NNX15AE77G	43.001	Science	32,213	-
National Aeronautics and Space Administration	Direct		NNX15AF33G	43.001	Science	7,404	-
National Aeronautics and Space Administration	Direct		NNX15AH13G	43.001	Science	167,431	115,950
National Aeronautics and Space Administration	Direct		NNX15AH28G	43.001	Science	182,114	-
National Aeronautics and Space Administration	Direct		NNX15AH30G	43.001	Science	21,941	-
National Aeronautics and Space Administration	Direct		NNX15AH37G	43.001	Science	17,813	-
National Aeronautics and Space Administration	Direct		NNX15AI39G	43.001	Science	33,350	-
National Aeronautics and Space Administration	Direct		NNX15AI42G	43.001	Science	113,684	-
National Aeronautics and Space Administration	Direct		NNX15AJ68G	43.001	Science	54,900	-
National Aeronautics and Space Administration	Direct		NNX15AK79G	43.001	Science	160,260	-
National Aeronautics and Space Administration	Direct		NNX15AK88G	43.001	Science	80,551	-
National Aeronautics and Space Administration	Direct		NNX15AL01G	43.001	Science	165,469	-
National Aeronautics and Space Administration	Direct		NNX15AL78G	43.001	Science	(267)	-
National Aeronautics and Space Administration	Direct		NNX15AM53G	43.001	Science	45,333	-
National Aeronautics and Space Administration	Direct		NNX15AM93G	43.001	Science	52,368	6,078
National Aeronautics and Space Administration	Direct		NNX15AQ16G	43.001	Science	110,978	-
National Aeronautics and Space Administration	Direct		NNX15AR36G	43.001	Science	1,550	-
National Aeronautics and Space Administration	Direct		NNX15AT87G	43.001	Science	84,457	-
National Aeronautics and Space Administration	Direct		NNX15AU15G	43.001	Science	5,160	-
National Aeronautics and Space Administration	Direct		NNX15AW08G	43.001	Science	10,421	-
National Aeronautics and Space Administration	Direct		NNX16AB37G	43.001	Science	143,606	-
National Aeronautics and Space Administration	Direct		NNX16AB46G	43.001	Science	53,237	17,011
National Aeronautics and Space Administration	Direct		NNX16AB47G	43.001	Science	7,194	-
National Aeronautics and Space Administration	Direct		NNX16AB48G	43.001	Science	112,388	23,842
National Aeronautics and Space Administration	Direct		NNX16AC01G	43.001	Science	233,349	-
National Aeronautics and Space Administration	Direct		NNX16AC66A	43.001	Science	1,294,255	-
National Aeronautics and Space Administration	Direct		NNX16AC74G	43.001	Science	21,472	-
National Aeronautics and Space Administration	Direct		NNX16AD43G	43.001	Science	185,922	-
National Aeronautics and Space Administration	Direct		NNX16AE38G	43.001	Science	30,633	-
National Aeronautics and Space Administration	Direct		NNX16AF23G	43.001	Science	112,611	-
National Aeronautics and Space Administration	Direct		NNX16AH01G	43.001	Science	51,037	-
National Aeronautics and Space Administration	Direct		NNX16AH79G	43.001	Science	42,116	-
National Aeronautics and Space Administration	Direct		NNX16AI19G	43.001	Science	122,019	-
National Aeronautics and Space Administration	Direct		NNX16AI41G	43.001	Science	147,196	-
National Aeronautics and Space Administration	Direct		NNX16AJ54G	43.001	Science	191,532	45,899
National Aeronautics and Space Administration	Direct		NNX16AJ67G	43.001	Science	235,333	25,192
National Aeronautics and Space Administration	Direct		NNX16AL12G	43.001	Science	172,468	14,670
National Aeronautics and Space Administration	Direct		NNX16AM23G	43.001	Science	25,920	12,564
National Aeronautics and Space Administration	Direct		NNX16AM99G	43.001	Science	183,589	-
National Aeronautics and Space Administration	Direct		NNX16AN86G	43.001	Science	17,410	-
National Aeronautics and Space Administration	Direct		NNX16AP03H	43.001	Science	5,868	-
National Aeronautics and Space Administration	Direct		NNX16AP04H	43.001	Science	46,439	-
National Aeronautics and Space Administration	Direct		NNX16AP32G	43.001	Science	54,788	-
National Aeronautics and Space Administration	Direct		NNX16AQ04G	43.001	Science	177,371	-
National Aeronautics and Space Administration	Direct		NNX17AB38G	43.001	Science	53,297	-
National Aeronautics and Space Administration	Direct		NNX17AB87G	43.001	Science	134,013	-
National Aeronautics and Space Administration	Direct		NNX17AC36G	43.001	Science	41,477	-
National Aeronautics and Space Administration	Direct		NNX17AD37G	43.001	Science	73,290	32,974

University of Michigan  
 Schedule of Expenditures of Federal Awards  
 For the Year Ended June 30, 2019

Cluster Title/Federal Grantor/Program	Type	Pass-Through Grantor	Award Identifier	CFDA Number	CFDA Program Title	Federal Expenditures	Pass-Through
National Aeronautics and Space Administration	Direct		NNX17AD57G	43.001	Science	2,866	-
National Aeronautics and Space Administration	Direct		NNX17AD58G	43.001	Science	1,472	-
National Aeronautics and Space Administration	Direct		NNX17AD60G	43.001	Science	37,827	-
National Aeronautics and Space Administration	Direct		NNX17AD66G	43.001	Science	319,769	-
National Aeronautics and Space Administration	Direct		NNX17AE31G	43.001	Science	72,519	-
National Aeronautics and Space Administration	Direct		NNX17AE57G	43.001	Science	36,371	-
National Aeronautics and Space Administration	Direct		NNX17AE63G	43.001	Science	29,805	-
National Aeronautics and Space Administration	Direct		NNX17AF21G	43.001	Science	196,229	-
National Aeronautics and Space Administration	Direct		NNX17AG25G	43.001	Science	149,376	8,908
National Aeronautics and Space Administration	Direct		NNX17AH55G	43.001	Science	202,770	34,899
National Aeronautics and Space Administration	Direct		NNX17AH97G	43.001	Science	301,419	-
National Aeronautics and Space Administration	Direct		NNX17AI48G	43.001	Science	100,192	-
National Aeronautics and Space Administration	Direct		NNX17AI90G	43.001	Science	20,055	-
National Aeronautics and Space Administration	Direct		NNX17AK19G	43.001	Science	290,377	164,090
National Aeronautics and Space Administration	Direct		NNX17AL23G	43.001	Science	138,911	-
National Aeronautics and Space Administration	Pass-Through	Bay Area Environmental Research Institute	Subcontract	43.001	Science	80,962	-
National Aeronautics and Space Administration	Pass-Through	California Institute of Technology	44A-1093998	43.001	Science	232	-
National Aeronautics and Space Administration	Pass-Through	California Institute of Technology	S380136	43.001	Science	29,112	-
National Aeronautics and Space Administration	Pass-Through	George Mason University	E2034731	43.001	Science	52,159	-
National Aeronautics and Space Administration	Pass-Through	Michigan Technological University	160908222	43.001	Science	123,690	-
National Aeronautics and Space Administration	Pass-Through	National Institute of Aerospace	X13-7142-UM	43.001	Science	131	-
National Aeronautics and Space Administration	Pass-Through	Ohio State University, The	60062085	43.001	Science	107,116	-
National Aeronautics and Space Administration	Pass-Through	Ohio State University, The	60066837	43.001	Science	36,030	-
National Aeronautics and Space Administration	Pass-Through	Predictive Science Inc.	Research Agrmt dtd 12/1/17	43.001	Science	233	-
National Aeronautics and Space Administration	Pass-Through	Princeton University	SUB0000306	43.001	Science	6,332	-
National Aeronautics and Space Administration	Pass-Through	Smithsonian Institution	AR5-16002X	43.001	Science	43,105	-
National Aeronautics and Space Administration	Pass-Through	Smithsonian Institution	AR8-19017X	43.001	Science	1,309	-
National Aeronautics and Space Administration	Pass-Through	Smithsonian Institution	AR9-20006X	43.001	Science	12,855	-
National Aeronautics and Space Administration	Pass-Through	Smithsonian Institution	DD4-15073X	43.001	Science	11,443	-
National Aeronautics and Space Administration	Pass-Through	Smithsonian Institution	DD8-19103X	43.001	Science	4,697	-
National Aeronautics and Space Administration	Pass-Through	Smithsonian Institution	G05-16034X	43.001	Science	35,801	-
National Aeronautics and Space Administration	Pass-Through	Smithsonian Institution	G06-17031A	43.001	Science	10,306	-
National Aeronautics and Space Administration	Pass-Through	Smithsonian Institution	G06-17079X	43.001	Science	12,902	-
National Aeronautics and Space Administration	Pass-Through	Smithsonian Institution	G05-16035X	43.001	Science	50,428	-
National Aeronautics and Space Administration	Pass-Through	Smithsonian Institution	G05-16045X	43.001	Science	4,411	-
National Aeronautics and Space Administration	Pass-Through	Smithsonian Institution	G06-17082X	43.001	Science	21,763	-
National Aeronautics and Space Administration	Pass-Through	Smithsonian Institution	G06-17085X	43.001	Science	62,793	-
National Aeronautics and Space Administration	Pass-Through	Smithsonian Institution	G07-18042X	43.001	Science	3,883	-
National Aeronautics and Space Administration	Pass-Through	Smithsonian Institution	G07-18072X	43.001	Science	26,975	-
National Aeronautics and Space Administration	Pass-Through	Smithsonian Institution	G07-18073X	43.001	Science	26,115	-
National Aeronautics and Space Administration	Pass-Through	Smithsonian Institution	G07-18087X	43.001	Science	19,054	-
National Aeronautics and Space Administration	Pass-Through	Smithsonian Institution	G08-19019X	43.001	Science	6,832	-
National Aeronautics and Space Administration	Pass-Through	Smithsonian Institution	G08-19021X	43.001	Science	3,188	-
National Aeronautics and Space Administration	Pass-Through	Smithsonian Institution	G08-19027A	43.001	Science	6,272	-
National Aeronautics and Space Administration	Pass-Through	Smithsonian Institution	G08-19078X	43.001	Science	27,852	-
National Aeronautics and Space Administration	Pass-Through	Smithsonian Institution	G08-19107B	43.001	Science	13,463	-
National Aeronautics and Space Administration	Pass-Through	Smithsonian Institution	SP8-19003X	43.001	Science	43,217	-
National Aeronautics and Space Administration	Pass-Through	Smithsonian Institution	SV6-86010	43.001	Science	82,753	-
National Aeronautics and Space Administration	Pass-Through	Smithsonian Institution	TM8-19007X	43.001	Science	66,485	-
National Aeronautics and Space Administration	Pass-Through	Smithsonian Institution	TM9-20006X	43.001	Science	25,131	-
National Aeronautics and Space Administration	Pass-Through	Space Science Institute	Subaward no. 000799	43.001	Science	33,976	-
National Aeronautics and Space Administration	Pass-Through	SRI International	119-000260	43.001	Science	(5,732)	-
National Aeronautics and Space Administration	Pass-Through	University Corporation for Atmospheric Research	SUBAWD000669	43.001	Science	17,608	-
National Aeronautics and Space Administration	Pass-Through	University of California - Berkeley	00009760	43.001	Science	49,808	-
National Aeronautics and Space Administration	Pass-Through	University of California - Berkeley	00009823 / 80NSSC18K0645	43.001	Science	2,171	-
National Aeronautics and Space Administration	Pass-Through	University of California - Davis	201403446-01	43.001	Science	55,738	-
National Aeronautics and Space Administration	Pass-Through	University of California - Los Angeles	2090 G TA481	43.001	Science	3,923	-
National Aeronautics and Space Administration	Pass-Through	University of Colorado	1554008	43.001	Science	34,570	-
National Aeronautics and Space Administration	Pass-Through	University of Colorado	1554484	43.001	Science	13,373	-
National Aeronautics and Space Administration	Pass-Through	University of Colorado Boulder	1555980	43.001	Science	11,186	-
National Aeronautics and Space Administration	Pass-Through	University of Maryland, The	65304-Z6144201	43.001	Science	32,302	-
National Aeronautics and Space Administration	Pass-Through	University of Maryland, The	Z6054002	43.001	Science	74,725	-
National Aeronautics and Space Administration	Pass-Through	University of Maryland-Baltimore County (UMBC)	0000014591	43.001	Science	(792)	-
National Aeronautics and Space Administration	Pass-Through	University of Montana	PG15-26860-01	43.001	Science	(91)	-
National Aeronautics and Space Administration	Pass-Through	University of New Hampshire	17-013	43.001	Science	4,209	-
National Aeronautics and Space Administration	Pass-Through	University of New Hampshire	Subaward # 18-013	43.001	Science	109,739	-
National Aeronautics and Space Administration	Pass-Through	University of Texas at Austin	UTA18-001589	43.001	Science	13,270	-
National Aeronautics and Space Administration	Pass-Through	University of Wisconsin	849K951	43.001	Science	14,443	-
National Aeronautics and Space Administration	Pass-Through	William Marsh Rice University	R53461	43.001	Science	12,477	-
National Aeronautics and Space Administration	Pass-Through	Woods Hole Oceanographic Institute	A101330, WHOI Project 23143700	43.001	Science	76,927	-
National Aeronautics and Space Administration	Pass-Through	Woods Hole Research Center	Subcontract Agreement No. WHRC	43.001	Science	128,979	-
						\$ 13,110,018	\$ 763,019
National Aeronautics and Space Administration	Direct		80NSSC18K1735	43.002	Aeronautics	48,137	-
National Aeronautics and Space Administration	Direct		80NSSC18M0149	43.002	Aeronautics	37,681	-
National Aeronautics and Space Administration	Direct		NNX16AH81A	43.002	Aeronautics	290,657	-
National Aeronautics and Space Administration	Direct		NNX16AP90A	43.002	Aeronautics	112,017	46,247

University of Michigan  
Schedule of Expenditures of Federal Awards  
For the Year Ended June 30, 2019

Cluster Title/Federal Grantor/Program	Type	Pass-Through Grantor	Award Identifier	CFDA Number	CFDA Program Title	Federal Expenditures	Pass-Through
National Aeronautics and Space Administration	Pass-Through	Georgia Institute of Technology	RK588-G1/AWD-102526-G1	43.002	Aeronautics	19,164	-
						\$ 507,656	\$ 46,247
National Aeronautics and Space Administration	Direct		NNX16A074G	43.003	Exploration	25,914	-
National Aeronautics and Space Administration	Direct		NNX16A073G	43.003	Exploration	22,649	-
National Aeronautics and Space Administration	Pass-Through	University of Colorado Boulder	1555631	43.003	Exploration	130,996	-
						\$ 179,559	\$ -
National Aeronautics and Space Administration	Direct		NNX15AW42A	43.007	Space Operations	8,109	-
National Aeronautics and Space Administration	Direct		NNX15AJ20H	43.008	Education	627,362	293,554
National Aeronautics and Space Administration	Direct		NNX16A192A	43.008	Education	24,027	-
National Aeronautics and Space Administration	Direct		NNX16AT21H	43.008	Education	66,022	-
National Aeronautics and Space Administration	Pass-Through	University of Alabama, Huntsville	2015-059	43.008	Education	4,727	-
						\$ 722,138	\$ 293,554
National Aeronautics and Space Administration	Direct		NNX14AL65H	43.009	Cross Agency Support	6,743	-
National Aeronautics and Space Administration	Direct		NNX14AL67H	43.009	Cross Agency Support	(3,836)	-
National Aeronautics and Space Administration	Direct		NNX17AD24G	43.009	Cross Agency Support	1,727,566	279,894
						\$ 1,730,473	\$ 279,894
National Aeronautics and Space Administration	Direct		80NSSC17K0152	43.012	Space Technology	42,746	-
National Aeronautics and Space Administration	Direct		80NSSC17K0156	43.012	Space Technology	73,117	-
National Aeronautics and Space Administration	Direct		80NSSC17K0157	43.012	Space Technology	73,762	-
National Aeronautics and Space Administration	Direct		80NSSC18K1151	43.012	Space Technology	54,012	-
National Aeronautics and Space Administration	Direct		80NSSC18K1161	43.012	Space Technology	56,199	-
National Aeronautics and Space Administration	Direct		80NSSC18K1190	43.012	Space Technology	82,832	-
National Aeronautics and Space Administration	Direct		80NSSC19K0219	43.012	Space Technology	22,884	362
National Aeronautics and Space Administration	Direct		NNX15AP46H	43.012	Space Technology	8,700	-
National Aeronautics and Space Administration	Direct		NNX15AQ37H	43.012	Space Technology	56,167	-
National Aeronautics and Space Administration	Direct		NNX15AQ43H	43.012	Space Technology	66,211	-
National Aeronautics and Space Administration	Direct		NNX16AM55H	43.012	Space Technology	4,924	-
National Aeronautics and Space Administration	Direct		NNX16AM61H	43.012	Space Technology	67,551	-
National Aeronautics and Space Administration	Direct		NNX16AM62H	43.012	Space Technology	69,904	-
National Aeronautics and Space Administration	Direct		NNX16AM92H	43.012	Space Technology	79,541	-
National Aeronautics and Space Administration	Direct		NNX16AR65G	43.012	Space Technology	169,044	-
National Aeronautics and Space Administration	Direct		NNX16AT35A	43.012	Space Technology	53,400	-
National Aeronautics and Space Administration	Direct		NNX16AT43G	43.012	Space Technology	240,633	-
						\$ 1,221,627	\$ 362
						\$ 28,177,455	\$ 1,932,359
Total National Aeronautics and Space Administration							
Institute of Museum and Library Services	Pass-Through	Chicago Zoological Society	Agreement	45.RD		2,881	-
Institute of Museum and Library Services	Direct		MA-30-16-0527-16	45.301	Museums for America	67,552	-
Institute of Museum and Library Services	Direct		MA-30-18-0240-18	45.301	Museums for America	55,961	-
						\$ 123,513	\$ -
Institute of Museum and Library Services	Direct		AL-00-19-0002-19	45.312	National Leadership Grants	99	-
Institute of Museum and Library Services	Direct		LG-06-14-0122-14	45.312	National Leadership Grants	88,581	11,828
Institute of Museum and Library Services	Direct		LG-96-18-0040-18	45.312	National Leadership Grants	157,244	-
Institute of Museum and Library Services	Pass-Through	Arizona State University	17-092	45.312	National Leadership Grants	24,560	-
Institute of Museum and Library Services	Pass-Through	Chicago Zoological Society	Indep Contractor Agrmt	45.312	National Leadership Grants	85,884	-
						\$ 356,368	\$ 11,828
Institute of Museum and Library Services	Direct		RE-00-15-0113-15	45.313	Laura Bush 21st Century Librarian Program	30,931	-
Institute of Museum and Library Services	Direct		RE-01-15-0086-15	45.313	Laura Bush 21st Century Librarian Program	58,561	-
Institute of Museum and Library Services	Direct		RE-05-15-0021-15	45.313	Laura Bush 21st Century Librarian Program	93,354	-
Institute of Museum and Library Services	Direct		RE-07-18-0118-18	45.313	Laura Bush 21st Century Librarian Program	43,183	-
Institute of Museum and Library Services	Direct		RE-73-18-0059-18	45.313	Laura Bush 21st Century Librarian Program	147	-
Institute of Museum and Library Services	Direct		RE-95-17-0104-17	45.313	Laura Bush 21st Century Librarian Program	149,405	-
						\$ 375,581	\$ -
						\$ 858,343	\$ 11,828
Total Institute of Museum and Library Services							
National Endowment for the Arts	Direct		16-4200-7024	45.024	Promotion of the Arts Grants to Organizations and Individuals	19,713	-
National Endowment for the Arts	Direct		17-4100-7142	45.024	Promotion of the Arts Grants to Organizations and Individuals	10,461	-
National Endowment for the Arts	Direct		17-4400-7112	45.024	Promotion of the Arts Grants to Organizations and Individuals	24,955	-
National Endowment for the Arts	Direct		1807845-44-18	45.024	Promotion of the Arts Grants to Organizations and Individuals	36,013	-
National Endowment for the Arts	Direct		1809973-38-18	45.024	Promotion of the Arts Grants to Organizations and Individuals	20,137	-
						\$ 111,279	\$ -
National Endowment for the Arts	Pass-Through	Michigan, State of, Council for Arts and Cultural Affairs	19PS4891ED	45.025	Promotion of the Arts Partnership Agreements	10,211	-
						\$ 121,490	\$ -
Total National Endowment for the Arts							
National Endowment for the Humanities	Pass-Through	American Musicological Society	Grant Agreement	45.RD		8,964	-
National Endowment for the Humanities	Pass-Through	American Musicological Society	RQ-260882-18	45.RD		70,431	-
						\$ 79,395	\$ -
National Endowment for the Humanities	Direct		ZH-252894	45.130	Promotion of the Humanities Challenge Grants	85,081	-
						\$ 85,081	\$ -
National Endowment for the Humanities	Direct		PG-252806-17	45.149	Promotion of the Humanities Division of Preservation and Access	(473)	-

University of Michigan  
 Schedule of Expenditures of Federal Awards  
 For the Year Ended June 30, 2019

Cluster Title/Federal Grantor/Program	Type	Pass-Through Grantor	Award Identifier	CFDA Number	CFDA Program Title	Federal Expenditures	Pass-Through
National Endowment for the Humanities	Direct		PW-234665-16	45.149	Promotion of the Humanities Division of Preservation and Access	(3,827)	-
National Endowment for the Humanities	Direct		PW-234763-16	45.149	Promotion of the Humanities Division of Preservation and Access	(1,320)	-
						\$ (5,620)	\$ -
National Endowment for the Humanities	Direct		FA-251067-17	45.160	Promotion of the Humanities Fellowships and Stipends	39,143	\$ -
National Endowment for the Humanities	Direct		FA-251469-17	45.160	Promotion of the Humanities Fellowships and Stipends	(61,720)	-
						\$ (22,577)	\$ -
National Endowment for the Humanities	Direct		RQ-249784-16	45.161	Promotion of the Humanities Research	144,791	\$ -
National Endowment for the Humanities	Direct		RZ-249792-16	45.161	Promotion of the Humanities Research	133,706	-
National Endowment for the Humanities	Direct		RZ-260848-18	45.161	Promotion of the Humanities Research	19	-
National Endowment for the Humanities	Pass-Through	American Musicological Society	Award Letter Dated 11/12/14	45.161	Promotion of the Humanities Research	(820)	-
						\$ 277,696	\$ -
National Endowment for the Humanities	Direct		HZ-259485-18	45.169	Promotion of the Humanities Office of Digital Humanities	64,473	\$ -
National Endowment for the Humanities	Pass-Through	Gallaudet University	HAA-258756-18	45.169	Promotion of the Humanities Office of Digital Humanities	20,917	-
						\$ 85,390	\$ -
					Total National Endowment for the Humanities	\$ 499,365	\$ -
National Science Foundation	Direct		1903736	47.RD		\$ 174,579	\$ -
National Science Foundation	Direct		IPA Agreement	47.RD		331,558	-
National Science Foundation	Direct		IPA Agreement	47.RD		278,938	-
National Science Foundation	Pass-Through	American Educational Research Association	Agreement	47.RD		11,906	-
National Science Foundation	Pass-Through	Antora Energy, Inc	Roundtable Research Agreement	47.RD		103,809	-
National Science Foundation	Pass-Through	Indiana University	BL-4843252-UM	47.RD		38,728	-
National Science Foundation	Pass-Through	Princeton University	SUB0000275	47.RD		76,049	-
National Science Foundation	Pass-Through	Sassafras Tech Collective	1842949	47.RD		39,758	-
						\$ 1,055,325	\$ -
National Science Foundation	Direct		1240264	47.041	Engineering	142,868	\$ -
National Science Foundation	Direct		1454188	47.041	Engineering	163,391	-
National Science Foundation	Direct		1462060	47.041	Engineering	97,686	4,258
National Science Foundation	Direct		1462084	47.041	Engineering	91,763	-
National Science Foundation	Direct		1462267	47.041	Engineering	29,359	-
National Science Foundation	Direct		1462292	47.041	Engineering	(1,324)	-
National Science Foundation	Direct		1462910	47.041	Engineering	22,363	-
National Science Foundation	Direct		1463474	47.041	Engineering	(1,485)	-
National Science Foundation	Direct		1500095	47.041	Engineering	(26,591)	-
National Science Foundation	Direct		1500124	47.041	Engineering	50,234	-
National Science Foundation	Direct		1500377	47.041	Engineering	22,241	-
National Science Foundation	Direct		1507192	47.041	Engineering	83,254	-
National Science Foundation	Direct		1507928	47.041	Engineering	122,276	17,206
National Science Foundation	Direct		1508943	47.041	Engineering	141,620	-
National Science Foundation	Direct		1509354	47.041	Engineering	99,083	-
National Science Foundation	Direct		1509691	47.041	Engineering	(18,256)	-
National Science Foundation	Direct		1511720	47.041	Engineering	20,711	-
National Science Foundation	Direct		1511834	47.041	Engineering	159,877	-
National Science Foundation	Direct		1523287	47.041	Engineering	10,701	-
National Science Foundation	Direct		1531533	47.041	Engineering	207,288	68,071
National Science Foundation	Direct		1533557	47.041	Engineering	100,245	-
National Science Foundation	Direct		1534003	47.041	Engineering	246,552	12,419
National Science Foundation	Direct		1536087	47.041	Engineering	563	-
National Science Foundation	Direct		1536188	47.041	Engineering	57,253	-
National Science Foundation	Direct		1536444	47.041	Engineering	2,302	-
National Science Foundation	Direct		1536603	47.041	Engineering	9,537	-
National Science Foundation	Direct		1536834	47.041	Engineering	109,463	-
National Science Foundation	Direct		1536924	47.041	Engineering	28,391	-
National Science Foundation	Direct		1537222	47.041	Engineering	94,737	-
National Science Foundation	Direct		1537360	47.041	Engineering	(68,704)	-
National Science Foundation	Direct		1537440	47.041	Engineering	115,736	-
National Science Foundation	Direct		1537582	47.041	Engineering	44,460	-
National Science Foundation	Direct		1537711	47.041	Engineering	16,921	-
National Science Foundation	Direct		1538180	47.041	Engineering	(9,104)	-
National Science Foundation	Direct		1547073	47.041	Engineering	8,814	-
National Science Foundation	Direct		1547091	47.041	Engineering	26,984	-
National Science Foundation	Direct		1547987	47.041	Engineering	65,422	-
National Science Foundation	Direct		1548201	47.041	Engineering	8,350	-
National Science Foundation	Direct		1549670	47.041	Engineering	11,339	-
National Science Foundation	Direct		1552534	47.041	Engineering	1,199,761	-
National Science Foundation	Direct		1552545	47.041	Engineering	64,005	-
National Science Foundation	Direct		1552580	47.041	Engineering	136,905	-
National Science Foundation	Direct		1553831	47.041	Engineering	101,061	-
National Science Foundation	Direct		1553860	47.041	Engineering	70,645	-
National Science Foundation	Direct		1553873	47.041	Engineering	22,132	-
National Science Foundation	Direct		1554349	47.041	Engineering	93,597	-
National Science Foundation	Direct		1561791	47.041	Engineering	51,724	-
National Science Foundation	Direct		1561794	47.041	Engineering	143,350	-
National Science Foundation	Direct		1562209	47.041	Engineering	46,224	-

University of Michigan  
 Schedule of Expenditures of Federal Awards  
 For the Year Ended June 30, 2019

Cluster Title/Federal Grantor/Program	Type	Pass-Through Grantor	Award Identifier	CFDA Number	CFDA Program Title	Federal Expenditures	Pass-Through
National Science Foundation	Direct		1562254	47.041	Engineering	89,456	-
National Science Foundation	Direct		1562297	47.041	Engineering	(295)	-
National Science Foundation	Direct		1562388	47.041	Engineering	52,942	-
National Science Foundation	Direct		1562612	47.041	Engineering	66,610	-
National Science Foundation	Direct		1565355	47.041	Engineering	98,745	-
National Science Foundation	Direct		1565863	47.041	Engineering	70,720	-
National Science Foundation	Direct		1602183	47.041	Engineering	16,524	-
National Science Foundation	Direct		1604069	47.041	Engineering	36,523	-
National Science Foundation	Direct		1604903	47.041	Engineering	74,732	-
National Science Foundation	Direct		1605202	47.041	Engineering	121,175	-
National Science Foundation	Direct		1607250	47.041	Engineering	89,256	24,559
National Science Foundation	Direct		1608338	47.041	Engineering	128,550	-
National Science Foundation	Direct		1608361	47.041	Engineering	96,171	-
National Science Foundation	Direct		1623572	47.041	Engineering	(382)	-
National Science Foundation	Direct		1634505	47.041	Engineering	142,136	-
National Science Foundation	Direct		1634545	47.041	Engineering	99,483	-
National Science Foundation	Direct		1634676	47.041	Engineering	71,059	-
National Science Foundation	Direct		1634680	47.041	Engineering	96,351	-
National Science Foundation	Direct		1634694	47.041	Engineering	69,573	-
National Science Foundation	Direct		1634824	47.041	Engineering	27,138	-
National Science Foundation	Direct		1636132	47.041	Engineering	75,459	-
National Science Foundation	Direct		1636876	47.041	Engineering	6,628	-
National Science Foundation	Direct		1638199	47.041	Engineering	13,844	-
National Science Foundation	Direct		1639244	47.041	Engineering	776,685	263,203
National Science Foundation	Direct		1640417	47.041	Engineering	62,827	-
National Science Foundation	Direct		1640633	47.041	Engineering	56,348	-
National Science Foundation	Direct		1643280	47.041	Engineering	1,209,339	737,938
National Science Foundation	Direct		1645229	47.041	Engineering	31,131	-
National Science Foundation	Direct		1648870	47.041	Engineering	53,326	-
National Science Foundation	Direct		1653339	47.041	Engineering	(1,952)	-
National Science Foundation	Direct		1661568	47.041	Engineering	98,472	-
National Science Foundation	Direct		1662553	47.041	Engineering	56,249	-
National Science Foundation	Direct		1662774	47.041	Engineering	81,365	-
National Science Foundation	Direct		1663288	47.041	Engineering	92,491	-
National Science Foundation	Direct		1700848	47.041	Engineering	80,718	-
National Science Foundation	Direct		1701057	47.041	Engineering	83,585	-
National Science Foundation	Direct		1701343	47.041	Engineering	159,442	-
National Science Foundation	Direct		1702418	47.041	Engineering	97,867	-
National Science Foundation	Direct		1703435	47.041	Engineering	107,185	-
National Science Foundation	Direct		1703543	47.041	Engineering	68,595	-
National Science Foundation	Direct		1705273	47.041	Engineering	72,649	-
National Science Foundation	Direct		1707232	47.041	Engineering	4,357	-
National Science Foundation	Direct		1708700	47.041	Engineering	25,815	-
National Science Foundation	Direct		1708706	47.041	Engineering	241,658	-
National Science Foundation	Direct		1709094	47.041	Engineering	34,135	-
National Science Foundation	Direct		1709207	47.041	Engineering	81,914	-
National Science Foundation	Direct		1710940	47.041	Engineering	72,500	-
National Science Foundation	Direct		1724168	47.041	Engineering	13,859	-
National Science Foundation	Direct		1726524	47.041	Engineering	260,592	-
National Science Foundation	Direct		1727371	47.041	Engineering	46,634	-
National Science Foundation	Direct		1727618	47.041	Engineering	114,197	-
National Science Foundation	Direct		1727918	47.041	Engineering	417,917	-
National Science Foundation	Direct		1730549	47.041	Engineering	94,596	-
National Science Foundation	Direct		1733665	47.041	Engineering	119,620	-
National Science Foundation	Direct		1740497	47.041	Engineering	704	-
National Science Foundation	Direct		1740865	47.041	Engineering	4,198	-
National Science Foundation	Direct		1741618	47.041	Engineering	356,740	221,661
National Science Foundation	Direct		1745710	47.041	Engineering	3	-
National Science Foundation	Direct		1745866	47.041	Engineering	32,581	-
National Science Foundation	Direct		1747739	47.041	Engineering	36,890	-
National Science Foundation	Direct		1748414	47.041	Engineering	8,014	-
National Science Foundation	Direct		1750339	47.041	Engineering	19,619	-
National Science Foundation	Direct		1750744	47.041	Engineering	2,645	-
National Science Foundation	Direct		1751093	47.041	Engineering	37,432	-
National Science Foundation	Direct		1751426	47.041	Engineering	34,291	-
National Science Foundation	Direct		1751590	47.041	Engineering	78,546	-
National Science Foundation	Direct		1757522	47.041	Engineering	37,269	-
National Science Foundation	Direct		1760247	47.041	Engineering	169,623	-
National Science Foundation	Direct		1760291	47.041	Engineering	42,896	-
National Science Foundation	Direct		1761300	47.041	Engineering	70,340	-
National Science Foundation	Direct		1762247	47.041	Engineering	19,550	-
National Science Foundation	Direct		1762369	47.041	Engineering	8,763	-
National Science Foundation	Direct		1762657	47.041	Engineering	109,494	-
National Science Foundation	Direct		1802390	47.041	Engineering	24,080	-
National Science Foundation	Direct		1803730	47.041	Engineering	88,602	-
National Science Foundation	Direct		1803945	47.041	Engineering	8,375	-

University of Michigan  
 Schedule of Expenditures of Federal Awards  
 For the Year Ended June 30, 2019

Cluster Title/Federal Grantor/Program	Type	Pass-Through Grantor	Award Identifier	CFDA Number	CFDA Program Title	Federal Expenditures	Pass-Through
National Science Foundation	Direct		1803983	47.041	Engineering	109,105	-
National Science Foundation	Direct		1804053	47.041	Engineering	23,280	-
National Science Foundation	Direct		1804287	47.041	Engineering	49,127	-
National Science Foundation	Direct		1804313	47.041	Engineering	45,964	-
National Science Foundation	Direct		1804458	47.041	Engineering	39,885	-
National Science Foundation	Direct		1804945	47.041	Engineering	64,990	-
National Science Foundation	Direct		1805085	47.041	Engineering	129,986	42,881
National Science Foundation	Direct		1807940	47.041	Engineering	65,014	-
National Science Foundation	Direct		1809365	47.041	Engineering	12,397	-
National Science Foundation	Direct		1810144	47.041	Engineering	160,743	-
National Science Foundation	Direct		1813963	47.041	Engineering	83,887	-
National Science Foundation	Direct		1817353	47.041	Engineering	44,735	-
National Science Foundation	Direct		1824635	47.041	Engineering	10,062	-
National Science Foundation	Direct		1825133	47.041	Engineering	92,483	-
National Science Foundation	Direct		1825669	47.041	Engineering	50,998	-
National Science Foundation	Direct		1825918	47.041	Engineering	57,371	-
National Science Foundation	Direct		1825931	47.041	Engineering	61,584	-
National Science Foundation	Direct		1825945	47.041	Engineering	60,869	-
National Science Foundation	Direct		1826621	47.041	Engineering	130,636	-
National Science Foundation	Direct		1827123	47.041	Engineering	115,916	-
National Science Foundation	Direct		1830338	47.041	Engineering	77,341	-
National Science Foundation	Direct		1832591	47.041	Engineering	11,435	-
National Science Foundation	Direct		1840433	47.041	Engineering	78,148	-
National Science Foundation	Direct		1840492	47.041	Engineering	59,887	3,410
National Science Foundation	Direct		1840559	47.041	Engineering	62,073	-
National Science Foundation	Direct		1841755	47.041	Engineering	57,343	-
National Science Foundation	Direct		1844132	47.041	Engineering	113,210	-
National Science Foundation	Direct		1845093	47.041	Engineering	2,386	-
National Science Foundation	Direct		1846969	47.041	Engineering	1,826	-
National Science Foundation	Direct		1855354	47.041	Engineering	9,529	-
National Science Foundation	Direct		1901582	47.041	Engineering	28,569	-
National Science Foundation	Direct		1903449	47.041	Engineering	38,719	-
National Science Foundation	Direct		1910283	47.041	Engineering	20,372	-
National Science Foundation	Direct		CBET 0644639	47.041	Engineering	(132,352)	-
National Science Foundation	Direct		CBET 1036672	47.041	Engineering	(2,635)	-
National Science Foundation	Direct		CBET 1253157	47.041	Engineering	26,052	-
National Science Foundation	Direct		CBET 1349921	47.041	Engineering	170,993	-
National Science Foundation	Direct		CBET 1351188	47.041	Engineering	21,557	-
National Science Foundation	Direct		CBET 1351482	47.041	Engineering	55,423	-
National Science Foundation	Direct		CBET 1402845	47.041	Engineering	54,577	-
National Science Foundation	Direct		CBET 1435269	47.041	Engineering	10,057	-
National Science Foundation	Direct		CBET 1436056	47.041	Engineering	240,663	-
National Science Foundation	Direct		CBET 1437601	47.041	Engineering	15,017	-
National Science Foundation	Direct		CBET 1438560	47.041	Engineering	(13,301)	-
National Science Foundation	Direct		CBET-1402707	47.041	Engineering	16,009	-
National Science Foundation	Direct		CBET-1403339	47.041	Engineering	61,861	-
National Science Foundation	Direct		CBET-1553028	47.041	Engineering	93,012	-
National Science Foundation	Direct		CBET-1604087	47.041	Engineering	170,418	-
National Science Foundation	Direct		CBET-1653080	47.041	Engineering	171,663	-
National Science Foundation	Direct		CBET-1653611	47.041	Engineering	128,544	-
National Science Foundation	Direct		CMMI 1253440	47.041	Engineering	(1,849)	-
National Science Foundation	Direct		CMMI 1300010	47.041	Engineering	80,937	-
National Science Foundation	Direct		CMMI 1327316	47.041	Engineering	61,026	-
National Science Foundation	Direct		CMMI 1350202	47.041	Engineering	(39,351)	-
National Science Foundation	Direct		CMMI 1351403	47.041	Engineering	36,348	-
National Science Foundation	Direct		CMMI 1351412	47.041	Engineering	98,675	-
National Science Foundation	Direct		CMMI 1362003	47.041	Engineering	84,405	-
National Science Foundation	Direct		CMMI 1362513	47.041	Engineering	(756)	-
National Science Foundation	Direct		CMMI 1362547	47.041	Engineering	19,746	-
National Science Foundation	Direct		CMMI 1362754	47.041	Engineering	35,658	-
National Science Foundation	Direct		CMMI 1362975	47.041	Engineering	1,311	-
National Science Foundation	Direct		CMMI 1404747	47.041	Engineering	2,880	-
National Science Foundation	Direct		CMMI 1433066	47.041	Engineering	(597)	-
National Science Foundation	Direct		CMMI 1434693	47.041	Engineering	(6,049)	-
National Science Foundation	Direct		CMMI 1435188	47.041	Engineering	3,090	-
National Science Foundation	Direct		CMMI 1436631	47.041	Engineering	25,379	-
National Science Foundation	Direct		CMMI 1634709	47.041	Engineering	131,056	-
National Science Foundation	Direct		CMMI 1638197	47.041	Engineering	96,726	-
National Science Foundation	Direct		CMMI-1350605	47.041	Engineering	86,632	-
National Science Foundation	Direct		CMMI-1351456	47.041	Engineering	(2,492)	-
National Science Foundation	Direct		CMMI-1351469	47.041	Engineering	67,470	-
National Science Foundation	Direct		CMMI-1453346	47.041	Engineering	109,374	-
National Science Foundation	Direct		CNS 1253172	47.041	Engineering	70,550	-
National Science Foundation	Direct		ECCS 1227879	47.041	Engineering	35,291	-
National Science Foundation	Direct		ECCS 1404814	47.041	Engineering	5,073	-
National Science Foundation	Direct		ECCS 1407967	47.041	Engineering	(4,253)	-

University of Michigan  
Schedule of Expenditures of Federal Awards  
For the Year Ended June 30, 2019

Cluster Title/Federal Grantor/Program	Type	Pass-Through Grantor	Award Identifier	CFDA Number	CFDA Program Title	Federal Expenditures	Pass-Through
National Science Foundation	Direct		ECCS 1428069	47.041	Engineering	15,191	-
National Science Foundation	Direct		ECCS 1446521	47.041	Engineering	81,836	-
National Science Foundation	Direct		ECCS 1607796	47.041	Engineering	81,854	-
National Science Foundation	Direct		ECCS-1452916	47.041	Engineering	88,473	-
National Science Foundation	Direct		ECCS-1610362	47.041	Engineering	106,967	-
National Science Foundation	Direct		ECCS-1644731	47.041	Engineering	17,965	-
National Science Foundation	Direct		EEC-1329217	47.041	Engineering	(4,632)	-
National Science Foundation	Direct		ECCS 1407977	47.041	Engineering	(4,274)	-
National Science Foundation	Direct		EFRI 1332342	47.041	Engineering	17,345	-
National Science Foundation	Direct		IIP 1134676	47.041	Engineering	(2,153)	-
National Science Foundation	Direct		IIP-1340372	47.041	Engineering	(6,603)	-
National Science Foundation	Pass-Through	Alligant Scientific	Research Agreement	47.041	Engineering	50,000	-
National Science Foundation	Pass-Through	Boston University	4500002851	47.041	Engineering	276,277	-
National Science Foundation	Pass-Through	Boston University	4500002858	47.041	Engineering	7,300	-
National Science Foundation	Pass-Through	Boston University	4500002489/4500002490	47.041	Engineering	251,044	-
National Science Foundation	Pass-Through	Care Progress LLC	Roundtable Research Agreement	47.041	Engineering	15,723	-
National Science Foundation	Pass-Through	Iowa State University of Science and Technology (aka Iowa State University)	420-72-34/19 69672 23	47.041	Engineering	43,783	-
National Science Foundation	Pass-Through	Iowa State University of Science and Technology (aka Iowa State University)	4207275B	47.041	Engineering	43,449	-
National Science Foundation	Pass-Through	Kettering University	531098A/PO#P0036341	47.041	Engineering	28,392	-
National Science Foundation	Pass-Through	North Carolina State University	2012-1067-04	47.041	Engineering	193,779	-
National Science Foundation	Pass-Through	North Carolina State University	2015-0995-01	47.041	Engineering	(12,501)	-
National Science Foundation	Pass-Through	North Carolina State University	2018-0906-01	47.041	Engineering	8,012	-
National Science Foundation	Pass-Through	Ohio State University, The	60061807	47.041	Engineering	252,290	-
National Science Foundation	Pass-Through	Oklahoma State University	1-565747-MICH	47.041	Engineering	112,937	-
National Science Foundation	Pass-Through	Otzi Bio LLC	Research Agreement	47.041	Engineering	44,537	-
National Science Foundation	Pass-Through	Taza Aya LLC	Roundtable Research Agrm	47.041	Engineering	82,023	-
National Science Foundation	Pass-Through	Texas A & M University	C8321	47.041	Engineering	2,262	-
National Science Foundation	Pass-Through	University of California - Santa Barbara	KK1822	47.041	Engineering	7,195	-
National Science Foundation	Pass-Through	University of California - Santa Barbara	KK1850	47.041	Engineering	92,873	-
National Science Foundation	Pass-Through	University of Colorado	1549958 PO#1000175809	47.041	Engineering	(435)	-
National Science Foundation	Pass-Through	University of Florida, The	UFDSP00011776	47.041	Engineering	172,114	-
National Science Foundation	Pass-Through	University of Minnesota	A0005262101	47.041	Engineering	231,940	-
National Science Foundation	Pass-Through	University of Minnesota	A007037601	47.041	Engineering	74,532	-
National Science Foundation	Pass-Through	University of Southern California	88868935	47.041	Engineering	73,287	-
National Science Foundation	Pass-Through	University of Southern California	91665631	47.041	Engineering	354,374	162,090
National Science Foundation	Pass-Through	University of Washington	UWSC9408	47.041	Engineering	39,323	-
National Science Foundation	Pass-Through	Vanderbilt University	UNIV59840	47.041	Engineering	25,143	-
National Science Foundation	Pass-Through	Venturewell	Agreement for Services	47.041	Engineering	8,000	-
National Science Foundation	Pass-Through	Virginia Polytechnic Institute and State University	480039-19337	47.041	Engineering	3,305	-
National Science Foundation	Pass-Through	Washington University in St. Louis	WU-19-152	47.041	Engineering	9,922	-
						\$ 18,599,450	\$ 1,557,696
National Science Foundation	Direct		1452392	47.049	Mathematical and Physical Sciences	104,520	-
National Science Foundation	Direct		1452636	47.049	Mathematical and Physical Sciences	109,027	-
National Science Foundation	Direct		1453893	47.049	Mathematical and Physical Sciences	110,672	-
National Science Foundation	Direct		1453894	47.049	Mathematical and Physical Sciences	51,673	-
National Science Foundation	Direct		1454010	47.049	Mathematical and Physical Sciences	47,445	-
National Science Foundation	Direct		1460331	47.049	Mathematical and Physical Sciences	17,852	-
National Science Foundation	Direct		1460990	47.049	Mathematical and Physical Sciences	53,460	-
National Science Foundation	Direct		1462368	47.049	Mathematical and Physical Sciences	(316)	-
National Science Foundation	Direct		1464477	47.049	Mathematical and Physical Sciences	40,495	-
National Science Foundation	Direct		1464514	47.049	Mathematical and Physical Sciences	59,305	-
National Science Foundation	Direct		1464584	47.049	Mathematical and Physical Sciences	103,556	-
National Science Foundation	Direct		1464693	47.049	Mathematical and Physical Sciences	77,318	-
National Science Foundation	Direct		1464696	47.049	Mathematical and Physical Sciences	4,989	-
National Science Foundation	Direct		1500126	47.049	Mathematical and Physical Sciences	(1,128)	-
National Science Foundation	Direct		1500142	47.049	Mathematical and Physical Sciences	98,281	-
National Science Foundation	Direct		1501461	47.049	Mathematical and Physical Sciences	2,554	-
National Science Foundation	Direct		1501625	47.049	Mathematical and Physical Sciences	90,254	-
National Science Foundation	Direct		1505385	47.049	Mathematical and Physical Sciences	160,463	-
National Science Foundation	Direct		1505458	47.049	Mathematical and Physical Sciences	99,359	-
National Science Foundation	Direct		1505635	47.049	Mathematical and Physical Sciences	61,276	-
National Science Foundation	Direct		1505932	47.049	Mathematical and Physical Sciences	69,529	-
National Science Foundation	Direct		1506021	47.049	Mathematical and Physical Sciences	11,412	-
National Science Foundation	Direct		1506055	47.049	Mathematical and Physical Sciences	178,678	-
National Science Foundation	Direct		1506093	47.049	Mathematical and Physical Sciences	122,679	-
National Science Foundation	Direct		1506117	47.049	Mathematical and Physical Sciences	59,475	-
National Science Foundation	Direct		1506273	47.049	Mathematical and Physical Sciences	133,156	-
National Science Foundation	Direct		1506540	47.049	Mathematical and Physical Sciences	352,696	-
National Science Foundation	Direct		1507033	47.049	Mathematical and Physical Sciences	292,233	188,498
National Science Foundation	Direct		1508485	47.049	Mathematical and Physical Sciences	144,817	-
National Science Foundation	Direct		1508492	47.049	Mathematical and Physical Sciences	(12,023)	4,748
National Science Foundation	Direct		1510429	47.049	Mathematical and Physical Sciences	105,435	-
National Science Foundation	Direct		1513054	47.049	Mathematical and Physical Sciences	7,117	-
National Science Foundation	Direct		1513379	47.049	Mathematical and Physical Sciences	278,816	-
National Science Foundation	Direct		1513595	47.049	Mathematical and Physical Sciences	8,367	-
National Science Foundation	Direct		1514670	47.049	Mathematical and Physical Sciences	47,199	-

University of Michigan  
 Schedule of Expenditures of Federal Awards  
 For the Year Ended June 30, 2019

Cluster Title/Federal Grantor/Program	Type	Pass-Through Grantor	Award Identifier	CFDA Number	CFDA Program Title	Federal Expenditures	Pass-Through
National Science Foundation	Direct		1514835	47.049	Mathematical and Physical Sciences	23,277	-
National Science Foundation	Direct		1514838	47.049	Mathematical and Physical Sciences	93,209	-
National Science Foundation	Direct		1515001	47.049	Mathematical and Physical Sciences	84,241	-
National Science Foundation	Direct		1515161	47.049	Mathematical and Physical Sciences	46,331	-
National Science Foundation	Direct		1516075	47.049	Mathematical and Physical Sciences	50,831	-
National Science Foundation	Direct		1519117	47.049	Mathematical and Physical Sciences	(19,004)	-
National Science Foundation	Direct		1521158	47.049	Mathematical and Physical Sciences	23,193	-
National Science Foundation	Direct		1521551	47.049	Mathematical and Physical Sciences	14,123	-
National Science Foundation	Direct		1534221	47.049	Mathematical and Physical Sciences	101,739	-
National Science Foundation	Direct		1535628	47.049	Mathematical and Physical Sciences	70,669	-
National Science Foundation	Direct		1539709	47.049	Mathematical and Physical Sciences	(551)	-
National Science Foundation	Direct		1551994	47.049	Mathematical and Physical Sciences	102,539	-
National Science Foundation	Direct		1564457	47.049	Mathematical and Physical Sciences	104,612	-
National Science Foundation	Direct		1565795	47.049	Mathematical and Physical Sciences	160,321	-
National Science Foundation	Direct		1565837	47.049	Mathematical and Physical Sciences	121,408	-
National Science Foundation	Direct		1600138	47.049	Mathematical and Physical Sciences	53,643	-
National Science Foundation	Direct		1600223	47.049	Mathematical and Physical Sciences	89,251	-
National Science Foundation	Direct		1606348	47.049	Mathematical and Physical Sciences	126,734	-
National Science Foundation	Direct		1606553	47.049	Mathematical and Physical Sciences	135,943	-
National Science Foundation	Direct		1607260	47.049	Mathematical and Physical Sciences	102,230	-
National Science Foundation	Direct		1607570	47.049	Mathematical and Physical Sciences	198,373	-
National Science Foundation	Direct		1607779	47.049	Mathematical and Physical Sciences	144,680	-
National Science Foundation	Direct		1608331	47.049	Mathematical and Physical Sciences	132,544	-
National Science Foundation	Direct		1609051	47.049	Mathematical and Physical Sciences	62,146	-
National Science Foundation	Direct		1609840	47.049	Mathematical and Physical Sciences	110,216	-
National Science Foundation	Direct		1610344	47.049	Mathematical and Physical Sciences	78,180	-
National Science Foundation	Direct		1610742	47.049	Mathematical and Physical Sciences	112,789	-
National Science Foundation	Direct		1613536	47.049	Mathematical and Physical Sciences	79,430	-
National Science Foundation	Direct		1622768	47.049	Mathematical and Physical Sciences	(34,965)	-
National Science Foundation	Direct		1641065	47.049	Mathematical and Physical Sciences	(132)	-
National Science Foundation	Direct		1649873	47.049	Mathematical and Physical Sciences	108,324	-
National Science Foundation	Direct		1653433	47.049	Mathematical and Physical Sciences	81,419	-
National Science Foundation	Direct		1654149	47.049	Mathematical and Physical Sciences	136,570	-
National Science Foundation	Direct		1659393	47.049	Mathematical and Physical Sciences	193,819	-
National Science Foundation	Direct		1664531	47.049	Mathematical and Physical Sciences	57,694	-
National Science Foundation	Direct		1701622	47.049	Mathematical and Physical Sciences	149,572	-
National Science Foundation	Direct		1705418	47.049	Mathematical and Physical Sciences	153,028	-
National Science Foundation	Direct		1707260	47.049	Mathematical and Physical Sciences	243,020	-
National Science Foundation	Direct		1707377	47.049	Mathematical and Physical Sciences	142,655	23,245
National Science Foundation	Direct		1707620	47.049	Mathematical and Physical Sciences	165,330	-
National Science Foundation	Direct		1707640	47.049	Mathematical and Physical Sciences	269,462	-
National Science Foundation	Direct		1708043	47.049	Mathematical and Physical Sciences	111,764	-
National Science Foundation	Direct		1708062	47.049	Mathematical and Physical Sciences	145,563	-
National Science Foundation	Direct		1709163	47.049	Mathematical and Physical Sciences	76,862	-
National Science Foundation	Direct		1710848	47.049	Mathematical and Physical Sciences	138,684	-
National Science Foundation	Direct		1712933	47.049	Mathematical and Physical Sciences	53,065	-
National Science Foundation	Direct		1715140	47.049	Mathematical and Physical Sciences	207,003	-
National Science Foundation	Direct		1719727	47.049	Mathematical and Physical Sciences	37,071	-
National Science Foundation	Direct		1725482	47.049	Mathematical and Physical Sciences	29,825	-
National Science Foundation	Direct		1726457	47.049	Mathematical and Physical Sciences	102,090	-
National Science Foundation	Direct		1743665	47.049	Mathematical and Physical Sciences	49,781	-
National Science Foundation	Direct		1744105	47.049	Mathematical and Physical Sciences	136,104	-
National Science Foundation	Direct		1748529	47.049	Mathematical and Physical Sciences	177,141	-
National Science Foundation	Direct		1749774	47.049	Mathematical and Physical Sciences	69,237	-
National Science Foundation	Direct		1751462	47.049	Mathematical and Physical Sciences	86,470	-
National Science Foundation	Direct		1751791	47.049	Mathematical and Physical Sciences	111,801	-
National Science Foundation	Direct		1757523	47.049	Mathematical and Physical Sciences	112,696	-
National Science Foundation	Direct		1757574	47.049	Mathematical and Physical Sciences	53,496	-
National Science Foundation	Direct		1761603	47.049	Mathematical and Physical Sciences	14,004	-
National Science Foundation	Direct		1764112	47.049	Mathematical and Physical Sciences	56,280	-
National Science Foundation	Direct		1800197	47.049	Mathematical and Physical Sciences	1,491	-
National Science Foundation	Direct		1800325	47.049	Mathematical and Physical Sciences	134,203	-
National Science Foundation	Direct		1801687	47.049	Mathematical and Physical Sciences	51,989	-
National Science Foundation	Direct		1801689	47.049	Mathematical and Physical Sciences	79,500	-
National Science Foundation	Direct		1801697	47.049	Mathematical and Physical Sciences	2,337	-
National Science Foundation	Direct		1802234	47.049	Mathematical and Physical Sciences	28,707	-
National Science Foundation	Direct		1804463	47.049	Mathematical and Physical Sciences	96,315	-
National Science Foundation	Direct		1806577	47.049	Mathematical and Physical Sciences	215,228	-
National Science Foundation	Direct		1806809	47.049	Mathematical and Physical Sciences	82,035	-
National Science Foundation	Direct		1807079	47.049	Mathematical and Physical Sciences	59,049	-
National Science Foundation	Direct		1807316	47.049	Mathematical and Physical Sciences	38,832	-
National Science Foundation	Direct		1807338	47.049	Mathematical and Physical Sciences	298,738	-
National Science Foundation	Direct		1807676	47.049	Mathematical and Physical Sciences	65,908	-
National Science Foundation	Direct		1807687	47.049	Mathematical and Physical Sciences	53,261	-
National Science Foundation	Direct		1807755	47.049	Mathematical and Physical Sciences	112,672	-
National Science Foundation	Direct		1807984	47.049	Mathematical and Physical Sciences	98,937	-



University of Michigan  
 Schedule of Expenditures of Federal Awards  
 For the Year Ended June 30, 2019

Cluster Title/Federal Grantor/Program	Type	Pass-Through Grantor	Award Identifier	CFDA Number	CFDA Program Title	Federal Expenditures	Pass-Through
National Science Foundation	Direct		1808342	47.049	Mathematical and Physical Sciences	9,802	-
National Science Foundation	Direct		1808541	47.049	Mathematical and Physical Sciences	73,406	-
National Science Foundation	Direct		1810119	47.049	Mathematical and Physical Sciences	159,599	-
National Science Foundation	Direct		1810280	47.049	Mathematical and Physical Sciences	59,512	-
National Science Foundation	Direct		1811083	47.049	Mathematical and Physical Sciences	23,328	-
National Science Foundation	Direct		1811734	47.049	Mathematical and Physical Sciences	46,024	-
National Science Foundation	Direct		1811819	47.049	Mathematical and Physical Sciences	28,000	-
National Science Foundation	Direct		1811889	47.049	Mathematical and Physical Sciences	31,153	-
National Science Foundation	Direct		1812314	47.049	Mathematical and Physical Sciences	314,630	-
National Science Foundation	Direct		1812625	47.049	Mathematical and Physical Sciences	67,516	-
National Science Foundation	Direct		1812739	47.049	Mathematical and Physical Sciences	128,297	-
National Science Foundation	Direct		1812831	47.049	Mathematical and Physical Sciences	40,508	-
National Science Foundation	Direct		1812961	47.049	Mathematical and Physical Sciences	27,314	-
National Science Foundation	Direct		1813003	47.049	Mathematical and Physical Sciences	122,191	-
National Science Foundation	Direct		1815403	47.049	Mathematical and Physical Sciences	23,042	-
National Science Foundation	Direct		1818766	47.049	Mathematical and Physical Sciences	28,671	-
National Science Foundation	Direct		1819094	47.049	Mathematical and Physical Sciences	83,795	-
National Science Foundation	Direct		1821243	47.049	Mathematical and Physical Sciences	17,918	-
National Science Foundation	Direct		1825533	47.049	Mathematical and Physical Sciences	39,964	-
National Science Foundation	Direct		1830247	47.049	Mathematical and Physical Sciences	13,682	-
National Science Foundation	Direct		1830293	47.049	Mathematical and Physical Sciences	53,698	12,549
National Science Foundation	Direct		1830728	47.049	Mathematical and Physical Sciences	31,899	-
National Science Foundation	Direct		1836374	47.049	Mathematical and Physical Sciences	1,872	-
National Science Foundation	Direct		1836435	47.049	Mathematical and Physical Sciences	42,103	-
National Science Foundation	Direct		1836529	47.049	Mathematical and Physical Sciences	58,375	-
National Science Foundation	Direct		1836530	47.049	Mathematical and Physical Sciences	39,388	-
National Science Foundation	Direct		1840278	47.049	Mathematical and Physical Sciences	150,046	-
National Science Foundation	Direct		1841149	47.049	Mathematical and Physical Sciences	10,500	-
National Science Foundation	Direct		1847837	47.049	Mathematical and Physical Sciences	16,707	-
National Science Foundation	Direct		1847847	47.049	Mathematical and Physical Sciences	17,286	-
National Science Foundation	Direct		1847855	47.049	Mathematical and Physical Sciences	53,679	-
National Science Foundation	Direct		1852239	47.049	Mathematical and Physical Sciences	52,800	-
National Science Foundation	Direct		1852749	47.049	Mathematical and Physical Sciences	46,379	-
National Science Foundation	Direct		1900266	47.049	Mathematical and Physical Sciences	19,339	-
National Science Foundation	Direct		1905421	47.049	Mathematical and Physical Sciences	1,560	-
National Science Foundation	Direct		1922567	47.049	Mathematical and Physical Sciences	20,716	-
National Science Foundation	Direct		AST 1312997	47.049	Mathematical and Physical Sciences	38	-
National Science Foundation	Direct		AST 1412144	47.049	Mathematical and Physical Sciences	77,580	-
National Science Foundation	Direct		AST1411154	47.049	Mathematical and Physical Sciences	56,801	49,656
National Science Foundation	Direct		CHE 1062654	47.049	Mathematical and Physical Sciences	(851)	-
National Science Foundation	Direct		CHE 1230236	47.049	Mathematical and Physical Sciences	(29,090)	-
National Science Foundation	Direct		CHE 1252322	47.049	Mathematical and Physical Sciences	(3,563)	-
National Science Foundation	Direct		CHE 1253384	47.049	Mathematical and Physical Sciences	30,736	-
National Science Foundation	Direct		CHE 1350060	47.049	Mathematical and Physical Sciences	38,352	-
National Science Foundation	Direct		CHE 1350877	47.049	Mathematical and Physical Sciences	186,962	-
National Science Foundation	Direct		CHE 1362120	47.049	Mathematical and Physical Sciences	45,941	-
National Science Foundation	Direct		CHE 1428479	47.049	Mathematical and Physical Sciences	61,575	-
National Science Foundation	Direct		CHE 1565782	47.049	Mathematical and Physical Sciences	106,658	-
National Science Foundation	Direct		CHE 1565840	47.049	Mathematical and Physical Sciences	201,836	-
National Science Foundation	Direct		CHE-1607949	47.049	Mathematical and Physical Sciences	49,090	-
National Science Foundation	Direct		CHE-1608553	47.049	Mathematical and Physical Sciences	68,180	-
National Science Foundation	Direct		CHE-1654223	47.049	Mathematical and Physical Sciences	159,899	-
National Science Foundation	Direct		CHE-1664961	47.049	Mathematical and Physical Sciences	116,478	-
National Science Foundation	Direct		CHE-1664964	47.049	Mathematical and Physical Sciences	141,120	-
National Science Foundation	Direct		DMR 0906909	47.049	Mathematical and Physical Sciences	(303)	-
National Science Foundation	Direct		DMR 1054303	47.049	Mathematical and Physical Sciences	(1,000)	-
National Science Foundation	Direct		DMR 1120923	47.049	Mathematical and Physical Sciences	199,754	15
National Science Foundation	Direct		DMR 1254314	47.049	Mathematical and Physical Sciences	(43,158)	-
National Science Foundation	Direct		DMR 1307884	47.049	Mathematical and Physical Sciences	(146)	-
National Science Foundation	Direct		DMR 1352157	47.049	Mathematical and Physical Sciences	235,167	-
National Science Foundation	Direct		DMR 1408817	47.049	Mathematical and Physical Sciences	(12,005)	-
National Science Foundation	Direct		DMR 1409529	47.049	Mathematical and Physical Sciences	(6,029)	-
National Science Foundation	Direct		DMR 1409620	47.049	Mathematical and Physical Sciences	(2,893)	-
National Science Foundation	Direct		DMR 1410282	47.049	Mathematical and Physical Sciences	89,122	-
National Science Foundation	Direct		DMR 1410461	47.049	Mathematical and Physical Sciences	55,268	-
National Science Foundation	Direct		DMR-1253347	47.049	Mathematical and Physical Sciences	(494)	-
National Science Foundation	Direct		DMR-1435965	47.049	Mathematical and Physical Sciences	(25,570)	-
National Science Foundation	Direct		DMR-1561008	47.049	Mathematical and Physical Sciences	71,447	-
National Science Foundation	Direct		DMR-1607854	47.049	Mathematical and Physical Sciences	35,014	-
National Science Foundation	Direct		DMR-1625671	47.049	Mathematical and Physical Sciences	74,281	-
National Science Foundation	Direct		DMR-1709005	47.049	Mathematical and Physical Sciences	104,552	-
National Science Foundation	Direct		DMS 1045119	47.049	Mathematical and Physical Sciences	32,325	-
National Science Foundation	Direct		DMS 1253149	47.049	Mathematical and Physical Sciences	81,953	-
National Science Foundation	Direct		DMS 1351362	47.049	Mathematical and Physical Sciences	36,143	-
National Science Foundation	Direct		DMS 1361541	47.049	Mathematical and Physical Sciences	77,351	-
National Science Foundation	Direct		DMS 1401384	47.049	Mathematical and Physical Sciences	68,378	-

University of Michigan  
 Schedule of Expenditures of Federal Awards  
 For the Year Ended June 30, 2019

Cluster Title/Federal Grantor/Program	Type	Pass-Through Grantor	Award Identifier	CFDA Number	CFDA Program Title	Federal Expenditures	Pass-Through
National Science Foundation	Direct		DMS 1405245	47.049	Mathematical and Physical Sciences	41,569	-
National Science Foundation	Direct		DMS 1407698	47.049	Mathematical and Physical Sciences	11,917	-
National Science Foundation	Direct		DMS 1417053	47.049	Mathematical and Physical Sciences	45,701	-
National Science Foundation	Direct		DMS 1418966	47.049	Mathematical and Physical Sciences	(6,957)	-
National Science Foundation	Direct		DMS 1601229	47.049	Mathematical and Physical Sciences	82,317	-
National Science Foundation	Direct		DMS 1613819	47.049	Mathematical and Physical Sciences	38,326	-
National Science Foundation	Direct		DMS 1839609	47.049	Mathematical and Physical Sciences	4,858	-
National Science Foundation	Direct		DMS-1361791	47.049	Mathematical and Physical Sciences	35,032	-
National Science Foundation	Direct		DMS-1564362	47.049	Mathematical and Physical Sciences	77,495	-
National Science Foundation	Direct		DMS1600011	47.049	Mathematical and Physical Sciences	124,068	-
National Science Foundation	Direct		DMS-1600494	47.049	Mathematical and Physical Sciences	48,902	-
National Science Foundation	Direct		DMS-1601844	47.049	Mathematical and Physical Sciences	82,375	-
National Science Foundation	Direct		DMS-1607840	47.049	Mathematical and Physical Sciences	112,817	-
National Science Foundation	Direct		DMS-1612549	47.049	Mathematical and Physical Sciences	32,237	-
National Science Foundation	Direct		DMS-1613170	47.049	Mathematical and Physical Sciences	93,286	-
National Science Foundation	Direct		DMS-1619907	47.049	Mathematical and Physical Sciences	39,620	-
National Science Foundation	Direct		DMS-1646108	47.049	Mathematical and Physical Sciences	550,015	-
National Science Foundation	Direct		DMS-1651294	47.049	Mathematical and Physical Sciences	31,860	-
National Science Foundation	Direct		DMS-1659203	47.049	Mathematical and Physical Sciences	80,611	-
National Science Foundation	Direct		DMS-1664692	47.049	Mathematical and Physical Sciences	67,087	-
National Science Foundation	Direct		DMS-1664722	47.049	Mathematical and Physical Sciences	39,165	-
National Science Foundation	Direct		DMS-1701437	47.049	Mathematical and Physical Sciences	58,611	-
National Science Foundation	Direct		DMS-1701576	47.049	Mathematical and Physical Sciences	68,124	-
National Science Foundation	Direct		DMS-1701577	47.049	Mathematical and Physical Sciences	16,152	-
National Science Foundation	Direct		DMS-1712717	47.049	Mathematical and Physical Sciences	22,631	-
National Science Foundation	Direct		DMS1712962	47.049	Mathematical and Physical Sciences	158,682	-
National Science Foundation	Direct		DMS-1714094	47.049	Mathematical and Physical Sciences	99,336	-
National Science Foundation	Direct		DMS1719834	47.049	Mathematical and Physical Sciences	21,306	-
National Science Foundation	Direct		PHY 1205254	47.049	Mathematical and Physical Sciences	11,213	-
National Science Foundation	Direct		PHY 1360546	47.049	Mathematical and Physical Sciences	37,238	-
National Science Foundation	Direct		PHY 1401242	47.049	Mathematical and Physical Sciences	627	-
National Science Foundation	Direct		PHY 1402971	47.049	Mathematical and Physical Sciences	(3,076)	-
National Science Foundation	Direct		PHY 1413821	47.049	Mathematical and Physical Sciences	(3,200)	-
National Science Foundation	Direct		PHY 1417059	47.049	Mathematical and Physical Sciences	375,640	-
National Science Foundation	Direct		PHY 1559988	47.049	Mathematical and Physical Sciences	60,916	-
National Science Foundation	Pass-Through	American Physical Society	INC-005-2016	47.049	Mathematical and Physical Sciences	1,800	-
National Science Foundation	Pass-Through	Ball State University	G1108-UMD	47.049	Mathematical and Physical Sciences	80,147	-
National Science Foundation	Pass-Through	Boston University	4500002895	47.049	Mathematical and Physical Sciences	28,137	-
National Science Foundation	Pass-Through	Emory University	A022507	47.049	Mathematical and Physical Sciences	230,455	-
National Science Foundation	Pass-Through	Emory University	T439661	47.049	Mathematical and Physical Sciences	(53)	-
National Science Foundation	Pass-Through	Emory University	T849744	47.049	Mathematical and Physical Sciences	92,623	-
National Science Foundation	Pass-Through	National Radio Astronomy Observatory	SOSPA4-004	47.049	Mathematical and Physical Sciences	(907)	-
National Science Foundation	Pass-Through	National Radio Astronomy Observatory	SOSPA6-001	47.049	Mathematical and Physical Sciences	5,908	-
National Science Foundation	Pass-Through	Northwestern University	SP0024290-PROJ0009185/00933AST	47.049	Mathematical and Physical Sciences	20,998	-
National Science Foundation	Pass-Through	Princeton University	SUB0000031	47.049	Mathematical and Physical Sciences	92,317	-
National Science Foundation	Pass-Through	Stony Brook University	76749/1136652/2/R&D	47.049	Mathematical and Physical Sciences	486,912	-
National Science Foundation	Pass-Through	Stony Brook University	76749/1136652/2/Tier2	47.049	Mathematical and Physical Sciences	649,694	250,210
National Science Foundation	Pass-Through	University of Arizona	1655677	47.049	Mathematical and Physical Sciences	21,254	-
National Science Foundation	Pass-Through	University of California - Santa Barbara	KK1516	47.049	Mathematical and Physical Sciences	(87)	-
National Science Foundation	Pass-Through	University of Massachusetts	17-009589B	47.049	Mathematical and Physical Sciences	28,883	-
National Science Foundation	Pass-Through	University of Massachusetts	18-010023 B	47.049	Mathematical and Physical Sciences	150,595	-
National Science Foundation	Pass-Through	University of Pennsylvania	574799	47.049	Mathematical and Physical Sciences	25,794	-
National Science Foundation	Pass-Through	University of Toledo	F-2015-102	47.049	Mathematical and Physical Sciences	27,935	-
National Science Foundation	Pass-Through	University of Washington	UWSC6733	47.049	Mathematical and Physical Sciences	(20,812)	-
National Science Foundation	Pass-Through	University of Wisconsin	420K976	47.049	Mathematical and Physical Sciences	13,299	-
						\$ 19,170,664	\$ 528,921
National Science Foundation	Direct		1400998	47.050	Geosciences	54,352	-
National Science Foundation	Direct		1408789	47.050	Geosciences	-	-
National Science Foundation	Direct		1415543	47.050	Geosciences	160,563	1,843
National Science Foundation	Direct		1450512	47.050	Geosciences	91,559	-
National Science Foundation	Direct		1451372	47.050	Geosciences	128,386	73,886
National Science Foundation	Direct		1451372	47.050	Geosciences	34,536	-
National Science Foundation	Direct		1452097	47.050	Geosciences	71,753	-
National Science Foundation	Direct		1459862	47.050	Geosciences	56	-
National Science Foundation	Direct		1460170	47.050	Geosciences	133,552	-
National Science Foundation	Direct		1501292	47.050	Geosciences	(492)	-
National Science Foundation	Direct		1502478	47.050	Geosciences	3,765	-
National Science Foundation	Direct		1503917	47.050	Geosciences	108,616	-
National Science Foundation	Direct		1504006	47.050	Geosciences	58,615	-
National Science Foundation	Direct		1524304	47.050	Geosciences	68,863	-
National Science Foundation	Direct		1524394	47.050	Geosciences	103,737	38,490
National Science Foundation	Direct		1524473	47.050	Geosciences	57,652	-
National Science Foundation	Direct		1526444	47.050	Geosciences	57,767	-
National Science Foundation	Direct		1528576	47.050	Geosciences	83,981	-
National Science Foundation	Direct		1536242	47.050	Geosciences	48,216	-
National Science Foundation	Direct		1540589	47.050	Geosciences	38,367	-
National Science Foundation	Direct		1540954	47.050	Geosciences	170,326	-

University of Michigan  
Schedule of Expenditures of Federal Awards  
For the Year Ended June 30, 2019

Cluster Title/Federal Grantor/Program	Type	Pass-Through Grantor	Award Identifier	CFDA Number	CFDA Program Title	Federal Expenditures	Pass-Through
National Science Foundation	Direct		1621686	47.050	Geosciences	76,251	-
National Science Foundation	Direct		1629805	47.050	Geosciences	361	-
National Science Foundation	Direct		1637066	47.050	Geosciences	71,188	-
National Science Foundation	Direct		1639640	47.050	Geosciences	47,450	-
National Science Foundation	Direct		1650682	47.050	Geosciences	157,620	-
National Science Foundation	Direct		1654044	47.050	Geosciences	118,308	-
National Science Foundation	Direct		1659248	47.050	Geosciences	71,159	-
National Science Foundation	Direct		1659338	47.050	Geosciences	130,353	-
National Science Foundation	Direct		1663770	47.050	Geosciences	232,065	-
National Science Foundation	Direct		1663800	47.050	Geosciences	297,553	-
National Science Foundation	Direct		1703019	47.050	Geosciences	72,303	-
National Science Foundation	Direct		1712695	47.050	Geosciences	19,080	-
National Science Foundation	Direct		1722994	47.050	Geosciences	30,546	-
National Science Foundation	Direct		1724744	47.050	Geosciences	122,423	-
National Science Foundation	Direct		1725654	47.050	Geosciences	63,643	-
National Science Foundation	Direct		1736606	47.050	Geosciences	47,711	-
National Science Foundation	Direct		1736629	47.050	Geosciences	182,641	-
National Science Foundation	Direct		1738896	47.050	Geosciences	134,417	-
National Science Foundation	Direct		1744367	47.050	Geosciences	71,045	34,860
National Science Foundation	Direct		1763189	47.050	Geosciences	167,215	-
National Science Foundation	Direct		1812949	47.050	Geosciences	22,999	-
National Science Foundation	Direct		1813996	47.050	Geosciences	90,102	-
National Science Foundation	Direct		1821173	47.050	Geosciences	15,089	-
National Science Foundation	Direct		1829336	47.050	Geosciences	1,332	-
National Science Foundation	Direct		1829613	47.050	Geosciences	31,684	-
National Science Foundation	Direct		1829627	47.050	Geosciences	14,359	-
National Science Foundation	Direct		1829822	47.050	Geosciences	115,507	-
National Science Foundation	Direct		1832214	47.050	Geosciences	39,849	-
National Science Foundation	Direct		1838095	47.050	Geosciences	10,790	-
National Science Foundation	Direct		1851164	47.050	Geosciences	10,650	-
National Science Foundation	Direct		1851587	47.050	Geosciences	25,400	-
National Science Foundation	Direct		1855751	47.050	Geosciences	34,396	-
National Science Foundation	Direct		1923568	47.050	Geosciences	14,719	-
National Science Foundation	Direct		AGS 1242839	47.050	Geosciences	(1,345)	-
National Science Foundation	Direct		AGS 1322543	47.050	Geosciences	139,250	-
National Science Foundation	Direct		AGS 1342968	47.050	Geosciences	(19,324)	-
National Science Foundation	Direct		AGS 1344835	47.050	Geosciences	(243)	-
National Science Foundation	Direct		AGS 1358268	47.050	Geosciences	6,882	-
National Science Foundation	Direct		AGS-1602956	47.050	Geosciences	131,940	-
National Science Foundation	Direct		AGS-1738588	47.050	Geosciences	69,854	-
National Science Foundation	Direct		EAR 1023729	47.050	Geosciences	(29,674)	-
National Science Foundation	Direct		EAR 1151247	47.050	Geosciences	1,000	-
National Science Foundation	Direct		EAR 1249788	47.050	Geosciences	(41)	-
National Science Foundation	Direct		EAR 1337440	47.050	Geosciences	6,812	-
National Science Foundation	Direct		EAR 1338200	47.050	Geosciences	67,066	-
National Science Foundation	Direct		EAR 1550101	47.050	Geosciences	20,706	-
National Science Foundation	Direct		EAR 1551344	47.050	Geosciences	23,831	-
National Science Foundation	Direct		EAR 1565511	47.050	Geosciences	74,043	-
National Science Foundation	Direct		EAR 1640797	47.050	Geosciences	74,883	-
National Science Foundation	Direct		EAR 1644829	47.050	Geosciences	18,467	-
National Science Foundation	Direct		EAR 1719496	47.050	Geosciences	10,813	-
National Science Foundation	Direct		EAR-1338295	47.050	Geosciences	18,532	-
National Science Foundation	Direct		EARI725025	47.050	Geosciences	57,775	-
National Science Foundation	Direct		ICER-1663769	47.050	Geosciences	91,088	-
National Science Foundation	Direct		OCE 1304327	47.050	Geosciences	(420)	-
National Science Foundation	Direct		OCE 1334727	47.050	Geosciences	(315)	-
National Science Foundation	Direct		OCE 1351837	47.050	Geosciences	68,193	-
National Science Foundation	Direct		OCE 1433710	47.050	Geosciences	23,354	-
National Science Foundation	Direct		OCE-1600012	47.050	Geosciences	558,880	272,488
National Science Foundation	Direct		OPP-1724585	47.050	Geosciences	96,693	-
National Science Foundation	Direct		PLR 1351745	47.050	Geosciences	72,543	-
National Science Foundation	Direct		PLR 1417668	47.050	Geosciences	(39)	-
National Science Foundation	Pass-Through	Bowling Green State University	10010192-UM05	47.050	Geosciences	16,321	-
National Science Foundation	Pass-Through	Duke University	14-NSF-1028	47.050	Geosciences	234,243	-
National Science Foundation	Pass-Through	Georgia Institute of Technology	RG098-G2	47.050	Geosciences	179,426	-
National Science Foundation	Pass-Through	University of Arizona	125163	47.050	Geosciences	9,413	-
National Science Foundation	Pass-Through	University of Arizona	482274	47.050	Geosciences	20,080	-
National Science Foundation	Pass-Through	University of California - Berkeley	00009256	47.050	Geosciences	13,117	-
National Science Foundation	Pass-Through	University of Illinois-Urbana-Champaign	087882-16531	47.050	Geosciences	33,223	-
National Science Foundation	Pass-Through	University of Southern California	91265930	47.050	Geosciences	8,966	-
National Science Foundation	Pass-Through	Virginia Polytechnic Institute and State University	480012-19337	47.050	Geosciences	436,668	-
						\$ 6,547,039	\$ 421,567
National Science Foundation	Direct		1452099	47.070	Computer and Information Science and Engineering	\$ 72,106	\$ -
National Science Foundation	Direct		1452793	47.070	Computer and Information Science and Engineering	50,225	-
National Science Foundation	Direct		1452915	47.070	Computer and Information Science and Engineering	4,799	-
National Science Foundation	Direct		1453651	47.070	Computer and Information Science and Engineering	92,512	-

University of Michigan  
 Schedule of Expenditures of Federal Awards  
 For the Year Ended June 30, 2019

Cluster Title/Federal Grantor/Program	Type	Pass-Through Grantor	Award Identifier	CFDA Number	CFDA Program Title	Federal Expenditures	Pass-Through
National Science Foundation	Direct		1505785	47.070	Computer and Information Science and Engineering	40,523	-
National Science Foundation	Direct		1513596	47.070	Computer and Information Science and Engineering	35,279	-
National Science Foundation	Direct		1513718	47.070	Computer and Information Science and Engineering	149,474	-
National Science Foundation	Direct		1514371	47.070	Computer and Information Science and Engineering	150,383	-
National Science Foundation	Direct		1514383	47.070	Computer and Information Science and Engineering	149,582	-
National Science Foundation	Direct		1518888	47.070	Computer and Information Science and Engineering	109,243	-
National Science Foundation	Direct		1522904	47.070	Computer and Information Science and Engineering	99,002	-
National Science Foundation	Direct		1525006	47.070	Computer and Information Science and Engineering	110,378	-
National Science Foundation	Direct		1525372	47.070	Computer and Information Science and Engineering	120,968	-
National Science Foundation	Direct		1526059	47.070	Computer and Information Science and Engineering	150,331	-
National Science Foundation	Direct		1526455	47.070	Computer and Information Science and Engineering	58,047	-
National Science Foundation	Direct		1526928	47.070	Computer and Information Science and Engineering	15,723	-
National Science Foundation	Direct		1527301	47.070	Computer and Information Science and Engineering	177,414	-
National Science Foundation	Direct		1535912	47.070	Computer and Information Science and Engineering	60,021	-
National Science Foundation	Direct		1539011	47.070	Computer and Information Science and Engineering	107,471	32,259
National Science Foundation	Direct		1539722	47.070	Computer and Information Science and Engineering	13,856	-
National Science Foundation	Direct		1539991	47.070	Computer and Information Science and Engineering	298,785	-
National Science Foundation	Direct		1541335	47.070	Computer and Information Science and Engineering	743,539	435,498
National Science Foundation	Direct		1544678	47.070	Computer and Information Science and Engineering	303,691	-
National Science Foundation	Direct		1544844	47.070	Computer and Information Science and Engineering	128,173	-
National Science Foundation	Direct		1546036	47.070	Computer and Information Science and Engineering	(3,374)	-
National Science Foundation	Direct		1550103	47.070	Computer and Information Science and Engineering	4,928	-
National Science Foundation	Direct		1552503	47.070	Computer and Information Science and Engineering	77,312	-
National Science Foundation	Direct		1553146	47.070	Computer and Information Science and Engineering	46,199	-
National Science Foundation	Direct		1553169	47.070	Computer and Information Science and Engineering	317,515	-
National Science Foundation	Direct		1553485	47.070	Computer and Information Science and Engineering	29,729	-
National Science Foundation	Direct		1563095	47.070	Computer and Information Science and Engineering	81,336	-
National Science Foundation	Direct		1563849	47.070	Computer and Information Science and Engineering	57,003	-
National Science Foundation	Direct		1606362	47.070	Computer and Information Science and Engineering	(2,078)	-
National Science Foundation	Direct		1607251	47.070	Computer and Information Science and Engineering	27,773	-
National Science Foundation	Direct		1616575	47.070	Computer and Information Science and Engineering	81,095	-
National Science Foundation	Direct		1617315	47.070	Computer and Information Science and Engineering	2,007	-
National Science Foundation	Direct		1617319	47.070	Computer and Information Science and Engineering	278,591	-
National Science Foundation	Direct		1617767	47.070	Computer and Information Science and Engineering	834	-
National Science Foundation	Direct		1617773	47.070	Computer and Information Science and Engineering	93,045	-
National Science Foundation	Direct		1617820	47.070	Computer and Information Science and Engineering	130,301	-
National Science Foundation	Direct		1617898	47.070	Computer and Information Science and Engineering	71,148	-
National Science Foundation	Direct		1618187	47.070	Computer and Information Science and Engineering	24,394	-
National Science Foundation	Direct		1622831	47.070	Computer and Information Science and Engineering	(742)	-
National Science Foundation	Direct		1628987	47.070	Computer and Information Science and Engineering	413	-
National Science Foundation	Direct		1628991	47.070	Computer and Information Science and Engineering	171,222	-
National Science Foundation	Direct		1629397	47.070	Computer and Information Science and Engineering	355,454	-
National Science Foundation	Direct		1629763	47.070	Computer and Information Science and Engineering	33,725	-
National Science Foundation	Direct		1636840	47.070	Computer and Information Science and Engineering	56,115	-
National Science Foundation	Direct		1637232	47.070	Computer and Information Science and Engineering	99,362	-
National Science Foundation	Direct		1637546	47.070	Computer and Information Science and Engineering	44,936	-
National Science Foundation	Direct		1638047	47.070	Computer and Information Science and Engineering	116,493	-
National Science Foundation	Direct		1638186	47.070	Computer and Information Science and Engineering	567,849	99,742
National Science Foundation	Direct		1640510	47.070	Computer and Information Science and Engineering	4,973	-
National Science Foundation	Direct		1640575	47.070	Computer and Information Science and Engineering	814,918	-
National Science Foundation	Direct		1646019	47.070	Computer and Information Science and Engineering	180,949	-
National Science Foundation	Direct		1646130	47.070	Computer and Information Science and Engineering	40,663	-
National Science Foundation	Direct		1646392	47.070	Computer and Information Science and Engineering	86,373	-
National Science Foundation	Direct		1651653	47.070	Computer and Information Science and Engineering	97,788	-
National Science Foundation	Direct		1651740	47.070	Computer and Information Science and Engineering	198,230	-
National Science Foundation	Direct		1652294	47.070	Computer and Information Science and Engineering	26,010	-
National Science Foundation	Direct		1656101	47.070	Computer and Information Science and Engineering	173,516	-
National Science Foundation	Direct		1665049	47.070	Computer and Information Science and Engineering	11,967	-
National Science Foundation	Direct		1703931	47.070	Computer and Information Science and Engineering	145,098	-
National Science Foundation	Direct		1717064	47.070	Computer and Information Science and Engineering	111,573	-
National Science Foundation	Direct		1717186	47.070	Computer and Information Science and Engineering	116,345	-
National Science Foundation	Direct		1717299	47.070	Computer and Information Science and Engineering	155,596	-
National Science Foundation	Direct		1717523	47.070	Computer and Information Science and Engineering	60,458	-
National Science Foundation	Direct		1717688	47.070	Computer and Information Science and Engineering	185,853	-
National Science Foundation	Direct		1722801	47.070	Computer and Information Science and Engineering	172,521	-
National Science Foundation	Direct		1727610	47.070	Computer and Information Science and Engineering	229,182	-
National Science Foundation	Direct		1734014	47.070	Computer and Information Science and Engineering	14,554	-
National Science Foundation	Direct		1734266	47.070	Computer and Information Science and Engineering	200,631	23,415
National Science Foundation	Direct		1734871	47.070	Computer and Information Science and Engineering	80,004	-
National Science Foundation	Direct		1737432	47.070	Computer and Information Science and Engineering	468,138	296,259
National Science Foundation	Direct		1738103	47.070	Computer and Information Science and Engineering	148,907	-
National Science Foundation	Direct		1738714	47.070	Computer and Information Science and Engineering	66,716	34,858
National Science Foundation	Direct		1739517	47.070	Computer and Information Science and Engineering	51,916	-
National Science Foundation	Direct		1739525	47.070	Computer and Information Science and Engineering	260,673	-
National Science Foundation	Direct		1739577	47.070	Computer and Information Science and Engineering	44,410	-
National Science Foundation	Direct		1740897	47.070	Computer and Information Science and Engineering	72,929	-

University of Michigan  
 Schedule of Expenditures of Federal Awards  
 For the Year Ended June 30, 2019

Cluster Title/Federal Grantor/Program	Type	Pass-Through Grantor	Award Identifier	CFDA Number	CFDA Program Title	Federal Expenditures	Pass-Through
National Science Foundation	Direct		1741022	47.070	Computer and Information Science and Engineering	76,922	-
National Science Foundation	Direct		1741166	47.070	Computer and Information Science and Engineering	100,144	-
National Science Foundation	Direct		1741190	47.070	Computer and Information Science and Engineering	237,536	-
National Science Foundation	Direct		1741435	47.070	Computer and Information Science and Engineering	104,041	-
National Science Foundation	Direct		1742808	47.070	Computer and Information Science and Engineering	(20)	-
National Science Foundation	Direct		1743088	47.070	Computer and Information Science and Engineering	1,590	-
National Science Foundation	Direct		1748047	47.070	Computer and Information Science and Engineering	4,812	-
National Science Foundation	Direct		1750127	47.070	Computer and Information Science and Engineering	228,540	-
National Science Foundation	Direct		1755841	47.070	Computer and Information Science and Engineering	133,398	-
National Science Foundation	Direct		1755908	47.070	Computer and Information Science and Engineering	4,801	-
National Science Foundation	Direct		1763297	47.070	Computer and Information Science and Engineering	47,662	-
National Science Foundation	Direct		1763348	47.070	Computer and Information Science and Engineering	108,533	-
National Science Foundation	Direct		1763674	47.070	Computer and Information Science and Engineering	59,165	-
National Science Foundation	Direct		1763918	47.070	Computer and Information Science and Engineering	52,928	-
National Science Foundation	Direct		1800771	47.070	Computer and Information Science and Engineering	4,361	-
National Science Foundation	Direct		1801342	47.070	Computer and Information Science and Engineering	21,399	-
National Science Foundation	Direct		1814507	47.070	Computer and Information Science and Engineering	71,890	-
National Science Foundation	Direct		1815291	47.070	Computer and Information Science and Engineering	25,899	-
National Science Foundation	Direct		1815760	47.070	Computer and Information Science and Engineering	56,690	-
National Science Foundation	Direct		1815790	47.070	Computer and Information Science and Engineering	44,303	-
National Science Foundation	Direct		1815875	47.070	Computer and Information Science and Engineering	32,922	-
National Science Foundation	Direct		1816019	47.070	Computer and Information Science and Engineering	12,771	-
National Science Foundation	Direct		1822228	47.070	Computer and Information Science and Engineering	151,326	-
National Science Foundation	Direct		1829724	47.070	Computer and Information Science and Engineering	80,485	-
National Science Foundation	Direct		1830345	47.070	Computer and Information Science and Engineering	66,488	-
National Science Foundation	Direct		1830615	47.070	Computer and Information Science and Engineering	152,706	-
National Science Foundation	Direct		1832811	47.070	Computer and Information Science and Engineering	107,566	36,885
National Science Foundation	Direct		1835284	47.070	Computer and Information Science and Engineering	3,888	-
National Science Foundation	Direct		1835612	47.070	Computer and Information Science and Engineering	45,541	-
National Science Foundation	Direct		1835747	47.070	Computer and Information Science and Engineering	13,915	-
National Science Foundation	Direct		1837245	47.070	Computer and Information Science and Engineering	62,835	-
National Science Foundation	Direct		1837680	47.070	Computer and Information Science and Engineering	49,363	-
National Science Foundation	Direct		1837985	47.070	Computer and Information Science and Engineering	65,446	-
National Science Foundation	Direct		1838179	47.070	Computer and Information Science and Engineering	162,703	76,568
National Science Foundation	Direct		1838994	47.070	Computer and Information Science and Engineering	58,796	-
National Science Foundation	Direct		1839868	47.070	Computer and Information Science and Engineering	143,716	-
National Science Foundation	Direct		1841148	47.070	Computer and Information Science and Engineering	3,300	-
National Science Foundation	Direct		1845076	47.070	Computer and Information Science and Engineering	22,755	-
National Science Foundation	Direct		1845491	47.070	Computer and Information Science and Engineering	8,407	-
National Science Foundation	Direct		1850221	47.070	Computer and Information Science and Engineering	12,863	-
National Science Foundation	Direct		1851362	47.070	Computer and Information Science and Engineering	32,279	-
National Science Foundation	Direct		1917868	47.070	Computer and Information Science and Engineering	5,092	-
National Science Foundation	Direct		CCF 1149773	47.070	Computer and Information Science and Engineering	(8)	-
National Science Foundation	Direct		CCF 1421467	47.070	Computer and Information Science and Engineering	107,076	-
National Science Foundation	Direct		CCF 1422157	47.070	Computer and Information Science and Engineering	(507)	-
National Science Foundation	Direct		CCF 1422284	47.070	Computer and Information Science and Engineering	(512)	-
National Science Foundation	Direct		CCF 1438996	47.070	Computer and Information Science and Engineering	40,651	-
National Science Foundation	Direct		CCF 1442777	47.070	Computer and Information Science and Engineering	145,798	-
National Science Foundation	Direct		CCF-1406739	47.070	Computer and Information Science and Engineering	209,665	-
National Science Foundation	Direct		CCF1442773	47.070	Computer and Information Science and Engineering	257,190	-
National Science Foundation	Direct		CNS 1317411	47.070	Computer and Information Science and Engineering	54,884	-
National Science Foundation	Direct		CNS 1318306	47.070	Computer and Information Science and Engineering	45,498	-
National Science Foundation	Direct		CNS 1319784	47.070	Computer and Information Science and Engineering	7,335	-
National Science Foundation	Direct		CNS 1329539	47.070	Computer and Information Science and Engineering	39,233	-
National Science Foundation	Direct		CNS 1329702	47.070	Computer and Information Science and Engineering	70,266	-
National Science Foundation	Direct		CNS 1330142	47.070	Computer and Information Science and Engineering	314,080	-
National Science Foundation	Direct		CNS 1409303	47.070	Computer and Information Science and Engineering	20,561	-
National Science Foundation	Direct		CNS 1409505	47.070	Computer and Information Science and Engineering	33,646	-
National Science Foundation	Direct		CNS 1421122	47.070	Computer and Information Science and Engineering	50,326	-
National Science Foundation	Direct		CNS 1421441	47.070	Computer and Information Science and Engineering	(1,093)	-
National Science Foundation	Direct		CNS 1422078	47.070	Computer and Information Science and Engineering	(47,313)	1,124
National Science Foundation	Direct		CNS 1422211	47.070	Computer and Information Science and Engineering	22,813	-
National Science Foundation	Direct		CNS 1446117	47.070	Computer and Information Science and Engineering	251,590	-
National Science Foundation	Direct		CNS 1446298	47.070	Computer and Information Science and Engineering	134,280	-
National Science Foundation	Direct		CNS 1455719	47.070	Computer and Information Science and Engineering	2,415	-
National Science Foundation	Direct		CNS 1463126	47.070	Computer and Information Science and Engineering	(7,864)	-
National Science Foundation	Direct		CNS-1238962	47.070	Computer and Information Science and Engineering	85,941	-
National Science Foundation	Direct		CNS-1345226	47.070	Computer and Information Science and Engineering	(1,659)	-
National Science Foundation	Direct		CNS-1425485	47.070	Computer and Information Science and Engineering	21,481	-
National Science Foundation	Direct		CNS1823192	47.070	Computer and Information Science and Engineering	135,920	115,235
National Science Foundation	Direct		IIS 1149601	47.070	Computer and Information Science and Engineering	(1,236)	-
National Science Foundation	Direct		IIS 1250880	47.070	Computer and Information Science and Engineering	57,632	-
National Science Foundation	Direct		IIS 1319365	47.070	Computer and Information Science and Engineering	11,154	-
National Science Foundation	Direct		IIS 1319922	47.070	Computer and Information Science and Engineering	19,583	-
National Science Foundation	Direct		IIS 1344257	47.070	Computer and Information Science and Engineering	(6,341)	17,454
National Science Foundation	Direct		IIS 1421168	47.070	Computer and Information Science and Engineering	139,074	-

University of Michigan  
Schedule of Expenditures of Federal Awards  
For the Year Ended June 30, 2019

Cluster Title/Federal Grantor/Program	Type	Pass-Through Grantor	Award Identifier	CFDA Number	CFDA Program Title	Federal Expenditures	Pass-Through
National Science Foundation	Direct		IIS 1421391	47.070	Computer and Information Science and Engineering	(2,225)	-
National Science Foundation	Direct		IIS 1633370	47.070	Computer and Information Science and Engineering	99,063	-
National Science Foundation	Direct		IIS-1318143	47.070	Computer and Information Science and Engineering	22,786	-
National Science Foundation	Direct		IIS1320078	47.070	Computer and Information Science and Engineering	8,532	-
National Science Foundation	Direct		IIS-1516204	47.070	Computer and Information Science and Engineering	12,579	-
National Science Foundation	Direct		IIS-1564079	47.070	Computer and Information Science and Engineering	123,200	-
National Science Foundation	Direct		IIS-1636919	47.070	Computer and Information Science and Engineering	12,164	-
National Science Foundation	Direct		IIS-1657411	47.070	Computer and Information Science and Engineering	67,806	-
National Science Foundation	Direct		LOL1537483	47.070	Computer and Information Science and Engineering	5,909	-
National Science Foundation	Direct		SES-1760133	47.070	Computer and Information Science and Engineering	94,584	-
National Science Foundation	Pass-Through	Carnegie-Mellon University	1121941-372179	47.070	Computer and Information Science and Engineering	7,730	-
National Science Foundation	Pass-Through	Stony Brook University	79217/1142110/2	47.070	Computer and Information Science and Engineering	17,307	-
National Science Foundation	Pass-Through	Syracuse University	30492-05064-S01	47.070	Computer and Information Science and Engineering	23,438	-
National Science Foundation	Pass-Through	University of California-San Diego	77845292	47.070	Computer and Information Science and Engineering	237,109	-
National Science Foundation	Pass-Through	University of Chicago	FP066185-A	47.070	Computer and Information Science and Engineering	178,278	-
National Science Foundation	Pass-Through	University of Illinois-Urbana-Champaign	15746	47.070	Computer and Information Science and Engineering	33,030	-
National Science Foundation	Pass-Through	University of Nebraska-Lincoln	25-0511-0183-003	47.070	Computer and Information Science and Engineering	29,042	-
National Science Foundation	Pass-Through	University of Texas-Arlington	126100536610	47.070	Computer and Information Science and Engineering	(2,961)	-
National Science Foundation	Pass-Through	University of Virginia	GA11194.158509	47.070	Computer and Information Science and Engineering	41,948	-
National Science Foundation	Pass-Through	University of Virginia	GA11206.158282	47.070	Computer and Information Science and Engineering	72,531	-
National Science Foundation	Pass-Through	University of Washington	UWSC9862	47.070	Computer and Information Science and Engineering	7,108	-
National Science Foundation	Pass-Through	William Marsh Rice University	R76523	47.070	Computer and Information Science and Engineering	9,224	-
						\$ 16,214,499	\$ 1,169,297
National Science Foundation	Direct		1444400	47.074	Biological Sciences	291,409	-
National Science Foundation	Direct		1451127	47.074	Biological Sciences	18,811	-
National Science Foundation	Direct		1452656	47.074	Biological Sciences	180,898	-
National Science Foundation	Direct		1456115	47.074	Biological Sciences	116,611	-
National Science Foundation	Direct		1458002	47.074	Biological Sciences	110,500	-
National Science Foundation	Direct		1458466	47.074	Biological Sciences	152,998	-
National Science Foundation	Direct		1502703	47.074	Biological Sciences	(1,347)	-
National Science Foundation	Direct		1556585	47.074	Biological Sciences	47,602	-
National Science Foundation	Direct		1557564	47.074	Biological Sciences	81,121	-
National Science Foundation	Direct		1557831	47.074	Biological Sciences	85,504	34,917
National Science Foundation	Direct		1557850	47.074	Biological Sciences	258,595	-
National Science Foundation	Direct		1560096	47.074	Biological Sciences	33,175	-
National Science Foundation	Direct		1564756	47.074	Biological Sciences	160,135	-
National Science Foundation	Direct		1601248	47.074	Biological Sciences	10,877	-
National Science Foundation	Direct		1601259	47.074	Biological Sciences	13	-
National Science Foundation	Direct		1601260	47.074	Biological Sciences	(1,767)	-
National Science Foundation	Direct		1601389	47.074	Biological Sciences	(401)	-
National Science Foundation	Direct		1601455	47.074	Biological Sciences	(159)	-
National Science Foundation	Direct		1612917	47.074	Biological Sciences	208,771	-
National Science Foundation	Direct		1615338	47.074	Biological Sciences	106,659	-
National Science Foundation	Direct		1615586	47.074	Biological Sciences	173,986	-
National Science Foundation	Direct		1624205	47.074	Biological Sciences	37,800	-
National Science Foundation	Direct		1651614	47.074	Biological Sciences	168,478	-
National Science Foundation	Direct		1655720	47.074	Biological Sciences	52,655	1,718
National Science Foundation	Direct		1655856	47.074	Biological Sciences	145,006	-
National Science Foundation	Direct		1701450	47.074	Biological Sciences	412	-
National Science Foundation	Direct		1701459	47.074	Biological Sciences	10,366	-
National Science Foundation	Direct		1701645	47.074	Biological Sciences	2,757	-
National Science Foundation	Direct		1701713	47.074	Biological Sciences	35,405	-
National Science Foundation	Direct		1707316	47.074	Biological Sciences	1,602,021	266,786
National Science Foundation	Direct		1716403	47.074	Biological Sciences	11,415	-
National Science Foundation	Direct		1737680	47.074	Biological Sciences	56,542	-
National Science Foundation	Direct		1748729	47.074	Biological Sciences	92,658	-
National Science Foundation	Direct		1749627	47.074	Biological Sciences	154,256	-
National Science Foundation	Direct		1753731	47.074	Biological Sciences	10,705	-
National Science Foundation	Direct		1754163	47.074	Biological Sciences	39,512	-
National Science Foundation	Direct		1754369	47.074	Biological Sciences	157,736	-
National Science Foundation	Direct		1754398	47.074	Biological Sciences	104,447	-
National Science Foundation	Direct		1755268	47.074	Biological Sciences	99,385	-
National Science Foundation	Direct		1755482	47.074	Biological Sciences	210,967	-
National Science Foundation	Direct		1756202	47.074	Biological Sciences	67,290	-
National Science Foundation	Direct		1759826	47.074	Biological Sciences	104,897	-
National Science Foundation	Direct		1802033	47.074	Biological Sciences	22,859	1,506
National Science Foundation	Direct		1813069	47.074	Biological Sciences	96,731	57,951
National Science Foundation	Direct		1817478	47.074	Biological Sciences	369,120	-
National Science Foundation	Direct		1817697	47.074	Biological Sciences	218,676	-
National Science Foundation	Direct		1817909	47.074	Biological Sciences	5,222	-
National Science Foundation	Direct		1834497	47.074	Biological Sciences	34,234	-
National Science Foundation	Direct		1834688	47.074	Biological Sciences	27,983	-
National Science Foundation	Direct		1845012	47.074	Biological Sciences	67,519	-
National Science Foundation	Direct		1851985	47.074	Biological Sciences	70,933	-
National Science Foundation	Direct		1852074	47.074	Biological Sciences	62,893	-
National Science Foundation	Direct		1854359	47.074	Biological Sciences	9,120	-

University of Michigan  
 Schedule of Expenditures of Federal Awards  
 For the Year Ended June 30, 2019

Cluster Title/Federal Grantor/Program	Type	Pass-Through Grantor	Award Identifier	CFDA Number	CFDA Program Title	Federal Expenditures	Pass-Through
National Science Foundation	Direct		1856319	47.074	Biological Sciences	21,704	-
National Science Foundation	Direct		DBI 1349276	47.074	Biological Sciences	(434)	-
National Science Foundation	Direct		DEB 1147336	47.074	Biological Sciences	(598)	-
National Science Foundation	Direct		DEB 1207915	47.074	Biological Sciences	83,190	-
National Science Foundation	Direct		DEB 1240869	47.074	Biological Sciences	43,129	-
National Science Foundation	Direct		DEB 1252664	47.074	Biological Sciences	143,844	-
National Science Foundation	Direct		DEB 1252841	47.074	Biological Sciences	1	-
National Science Foundation	Direct		DEB 1257080	47.074	Biological Sciences	10,199	-
National Science Foundation	Direct		DEB 1353070	47.074	Biological Sciences	11,505	-
National Science Foundation	Direct		DEB 1353806	47.074	Biological Sciences	(997)	-
National Science Foundation	Direct		DEB 1353908	47.074	Biological Sciences	93,038	22,261
National Science Foundation	Direct		DEB 1354048	47.074	Biological Sciences	61,875	-
National Science Foundation	Direct		DEB 1354625	47.074	Biological Sciences	(374)	-
National Science Foundation	Direct		DEB 1441677	47.074	Biological Sciences	80,661	80,661
National Science Foundation	Direct		DEB 1617364	47.074	Biological Sciences	225,169	45,230
National Science Foundation	Direct		DEB-1655607	47.074	Biological Sciences	76,830	-
National Science Foundation	Direct		DEB-1657527	47.074	Biological Sciences	21,180	-
National Science Foundation	Direct		EF 1404964	47.074	Biological Sciences	110,928	-
National Science Foundation	Direct		EF-1340681	47.074	Biological Sciences	46,936	10,094
National Science Foundation	Direct		IOS 1255974	47.074	Biological Sciences	5,808	-
National Science Foundation	Direct		IOS 1353914	47.074	Biological Sciences	13,448	-
National Science Foundation	Direct		IOS 1354046	47.074	Biological Sciences	43,101	-
National Science Foundation	Direct		IOS1353263	47.074	Biological Sciences	88,713	-
National Science Foundation	Direct		IOS1456518	47.074	Biological Sciences	117,236	-
National Science Foundation	Direct		MCB1411565	47.074	Biological Sciences	(25,150)	-
National Science Foundation	Direct		MCB-1552439	47.074	Biological Sciences	230,980	-
National Science Foundation	Direct		MCB-1553031	47.074	Biological Sciences	140,262	-
National Science Foundation	Direct		MCB-1714539	47.074	Biological Sciences	198,745	-
National Science Foundation	Pass-Through	Cary Institute of Ecosystem Studies	3298/200201813	47.074	Biological Sciences	7,118	-
National Science Foundation	Pass-Through	Eastern Kentucky University	453575-19-255	47.074	Biological Sciences	19,916	-
National Science Foundation	Pass-Through	Emory University	T599131	47.074	Biological Sciences	44,267	-
National Science Foundation	Pass-Through	Marine Biological Laboratory	52806	47.074	Biological Sciences	201,212	-
National Science Foundation	Pass-Through	Michigan State University	RC103678UM	47.074	Biological Sciences	6,225	-
National Science Foundation	Pass-Through	Michigan State University	RC106385UM	47.074	Biological Sciences	191,111	-
National Science Foundation	Pass-Through	Missouri Botanical Garden	NSF08115UOM	47.074	Biological Sciences	17,095	-
National Science Foundation	Pass-Through	University of Arizona	402840	47.074	Biological Sciences	19,222	-
National Science Foundation	Pass-Through	Woods Hole Oceanographic Institute	A101378	47.074	Biological Sciences	39,981	-
						\$ 8,571,067	\$ 521,124
National Science Foundation	Direct		1131500	47.075	Social, Behavioral, and Economic Sciences	80,956	-
National Science Foundation	Direct		1459459	47.075	Social, Behavioral, and Economic Sciences	(1,181)	-
National Science Foundation	Direct		1459864	47.075	Social, Behavioral, and Economic Sciences	(65)	-
National Science Foundation	Direct		1459931	47.075	Social, Behavioral, and Economic Sciences	443	-
National Science Foundation	Direct		1461470	47.075	Social, Behavioral, and Economic Sciences	56,097	-
National Science Foundation	Direct		1517701	47.075	Social, Behavioral, and Economic Sciences	42,728	-
National Science Foundation	Direct		1521882	47.075	Social, Behavioral, and Economic Sciences	(9,249)	-
National Science Foundation	Direct		1528445	47.075	Social, Behavioral, and Economic Sciences	256,529	(34,018)
National Science Foundation	Direct		1529788	47.075	Social, Behavioral, and Economic Sciences	17,523	1
National Science Foundation	Direct		1530628	47.075	Social, Behavioral, and Economic Sciences	54,317	-
National Science Foundation	Direct		1540259	47.075	Social, Behavioral, and Economic Sciences	13,171	-
National Science Foundation	Direct		1551513	47.075	Social, Behavioral, and Economic Sciences	11,236	-
National Science Foundation	Direct		1552429	47.075	Social, Behavioral, and Economic Sciences	95,513	-
National Science Foundation	Direct		1555460	47.075	Social, Behavioral, and Economic Sciences	63,535	-
National Science Foundation	Direct		1560987	47.075	Social, Behavioral, and Economic Sciences	88,052	-
National Science Foundation	Direct		1606818	47.075	Social, Behavioral, and Economic Sciences	15,901	-
National Science Foundation	Direct		1613392	47.075	Social, Behavioral, and Economic Sciences	4,702	-
National Science Foundation	Direct		1613415	47.075	Social, Behavioral, and Economic Sciences	3,660	-
National Science Foundation	Direct		1625196	47.075	Social, Behavioral, and Economic Sciences	133,501	-
National Science Foundation	Direct		1625347	47.075	Social, Behavioral, and Economic Sciences	3,459	-
National Science Foundation	Direct		1627893	47.075	Social, Behavioral, and Economic Sciences	2,542	-
National Science Foundation	Direct		1628141	47.075	Social, Behavioral, and Economic Sciences	155	-
National Science Foundation	Direct		1628883	47.075	Social, Behavioral, and Economic Sciences	103,303	-
National Science Foundation	Direct		1631409	47.075	Social, Behavioral, and Economic Sciences	328,771	322,208
National Science Foundation	Direct		1638553	47.075	Social, Behavioral, and Economic Sciences	37,531	-
National Science Foundation	Direct		1638642	47.075	Social, Behavioral, and Economic Sciences	154,050	107,305
National Science Foundation	Direct		1639357	47.075	Social, Behavioral, and Economic Sciences	6,684	-
National Science Foundation	Direct		1646988	47.075	Social, Behavioral, and Economic Sciences	12,166	-
National Science Foundation	Direct		1647191	47.075	Social, Behavioral, and Economic Sciences	(50)	-
National Science Foundation	Direct		1658268	47.075	Social, Behavioral, and Economic Sciences	85,705	-
National Science Foundation	Direct		1708480	47.075	Social, Behavioral, and Economic Sciences	895	-
National Science Foundation	Direct		1728784	47.075	Social, Behavioral, and Economic Sciences	3,913	-
National Science Foundation	Direct		1728882	47.075	Social, Behavioral, and Economic Sciences	48,985	-
National Science Foundation	Direct		1728959	47.075	Social, Behavioral, and Economic Sciences	147,456	-
National Science Foundation	Direct		1729165	47.075	Social, Behavioral, and Economic Sciences	18	-
National Science Foundation	Direct		1744065	47.075	Social, Behavioral, and Economic Sciences	132,726	-
National Science Foundation	Direct		1744365	47.075	Social, Behavioral, and Economic Sciences	976	-
National Science Foundation	Direct		1744724	47.075	Social, Behavioral, and Economic Sciences	257,801	43,125

University of Michigan  
Schedule of Expenditures of Federal Awards  
For the Year Ended June 30, 2019

Cluster Title/Federal Grantor/Program	Type	Pass-Through Grantor	Award Identifier	CFDA Number	CFDA Program Title	Federal Expenditures	Pass-Through
National Science Foundation	Direct		1747397	47.075	Social, Behavioral, and Economic Sciences	15,600	-
National Science Foundation	Direct		1747446	47.075	Social, Behavioral, and Economic Sciences	665	-
National Science Foundation	Direct		1755025	47.075	Social, Behavioral, and Economic Sciences	6,715	-
National Science Foundation	Direct		1757063	47.075	Social, Behavioral, and Economic Sciences	883	-
National Science Foundation	Direct		1757147	47.075	Social, Behavioral, and Economic Sciences	102,364	-
National Science Foundation	Direct		1759199	47.075	Social, Behavioral, and Economic Sciences	61,083	-
National Science Foundation	Direct		1760058	47.075	Social, Behavioral, and Economic Sciences	222,778	-
National Science Foundation	Direct		1760238	47.075	Social, Behavioral, and Economic Sciences	99,847	-
National Science Foundation	Direct		1760644	47.075	Social, Behavioral, and Economic Sciences	28,828	-
National Science Foundation	Direct		1762420	47.075	Social, Behavioral, and Economic Sciences	63,902	-
National Science Foundation	Direct		1801902	47.075	Social, Behavioral, and Economic Sciences	6,473	-
National Science Foundation	Direct		1824290	47.075	Social, Behavioral, and Economic Sciences	1,898	-
National Science Foundation	Direct		1824839	47.075	Social, Behavioral, and Economic Sciences	4,066	-
National Science Foundation	Direct		1825113	47.075	Social, Behavioral, and Economic Sciences	275,805	-
National Science Foundation	Direct		1830705	47.075	Social, Behavioral, and Economic Sciences	10,165	-
National Science Foundation	Direct		1831347	47.075	Social, Behavioral, and Economic Sciences	84,753	-
National Science Foundation	Direct		1835971	47.075	Social, Behavioral, and Economic Sciences	420,171	33,872
National Science Foundation	Direct		1851418	47.075	Social, Behavioral, and Economic Sciences	2,490	-
National Science Foundation	Direct		1901661	47.075	Social, Behavioral, and Economic Sciences	16,114	-
National Science Foundation	Direct		BCS 0827316	47.075	Social, Behavioral, and Economic Sciences	(8,568)	-
National Science Foundation	Direct		BCS 1241811	47.075	Social, Behavioral, and Economic Sciences	16,655	-
National Science Foundation	Direct		BCS 1259122	47.075	Social, Behavioral, and Economic Sciences	(2,242)	-
National Science Foundation	Direct		BCS 1263150	47.075	Social, Behavioral, and Economic Sciences	18,335	-
National Science Foundation	Direct		BCS 1348013	47.075	Social, Behavioral, and Economic Sciences	12,373	-
National Science Foundation	Direct		BCS 1348150	47.075	Social, Behavioral, and Economic Sciences	1,393	-
National Science Foundation	Direct		BCS 1348957	47.075	Social, Behavioral, and Economic Sciences	96,976	-
National Science Foundation	Direct		BCS 1430391	47.075	Social, Behavioral, and Economic Sciences	14,664	-
National Science Foundation	Direct		BCS1356118	47.075	Social, Behavioral, and Economic Sciences	(3,589)	-
National Science Foundation	Direct		BCS-1749430	47.075	Social, Behavioral, and Economic Sciences	169,291	-
National Science Foundation	Direct		SES 0518943	47.075	Social, Behavioral, and Economic Sciences	(3,108)	-
National Science Foundation	Direct		SES 1157698	47.075	Social, Behavioral, and Economic Sciences	1,530,905	-
National Science Foundation	Direct		SES 1420973	47.075	Social, Behavioral, and Economic Sciences	(71,186)	-
National Science Foundation	Direct		SES 1444721	47.075	Social, Behavioral, and Economic Sciences	543,545	-
National Science Foundation	Direct		SES 1523355	47.075	Social, Behavioral, and Economic Sciences	196,676	-
National Science Foundation	Direct		SES-1623684	47.075	Social, Behavioral, and Economic Sciences	2,950,792	-
National Science Foundation	Direct		SES-1627464	47.075	Social, Behavioral, and Economic Sciences	12,194	-
National Science Foundation	Direct		SES-1636754	47.075	Social, Behavioral, and Economic Sciences	17,603	16,020
National Science Foundation	Direct		SES-1654645	47.075	Social, Behavioral, and Economic Sciences	172,642	-
National Science Foundation	Direct		SES-1658336	47.075	Social, Behavioral, and Economic Sciences	128,783	-
National Science Foundation	Direct		SES-1659328	47.075	Social, Behavioral, and Economic Sciences	50,157	8,532
National Science Foundation	Direct		SES-1659776	47.075	Social, Behavioral, and Economic Sciences	(1)	-
National Science Foundation	Direct		SES-1724436	47.075	Social, Behavioral, and Economic Sciences	22,521	16,152
National Science Foundation	Direct		SES-1727491	47.075	Social, Behavioral, and Economic Sciences	85,652	-
National Science Foundation	Direct		SES-1728792	47.075	Social, Behavioral, and Economic Sciences	16,983	-
National Science Foundation	Direct		SES-1729115	47.075	Social, Behavioral, and Economic Sciences	29,170	-
National Science Foundation	Direct		SES-1733546	47.075	Social, Behavioral, and Economic Sciences	123,951	-
National Science Foundation	Direct		SMA-1539228	47.075	Social, Behavioral, and Economic Sciences	182,188	-
National Science Foundation	Pass-Through	American Geographers, Association of	F7034-UMICH	47.075	Social, Behavioral, and Economic Sciences	24,506	-
National Science Foundation	Pass-Through	Carnegie-Mellon University	1122455-370028	47.075	Social, Behavioral, and Economic Sciences	80,144	-
National Science Foundation	Pass-Through	Cornell University	64184 9947	47.075	Social, Behavioral, and Economic Sciences	47,915	-
National Science Foundation	Pass-Through	Decision Research	17-01	47.075	Social, Behavioral, and Economic Sciences	82,360	-
National Science Foundation	Pass-Through	Decision Research	18-01	47.075	Social, Behavioral, and Economic Sciences	20,230	-
National Science Foundation	Pass-Through	Indiana University	BL-4831222-UM	47.075	Social, Behavioral, and Economic Sciences	12,743	-
National Science Foundation	Pass-Through	Johns Hopkins University	PO 2003171568	47.075	Social, Behavioral, and Economic Sciences	32,482	-
National Science Foundation	Pass-Through	Michigan State University	RC104160UM	47.075	Social, Behavioral, and Economic Sciences	44,913	-
National Science Foundation	Pass-Through	National Endowment for the Humanities	PD-255909-17	47.075	Social, Behavioral, and Economic Sciences	78,299	-
National Science Foundation	Pass-Through	Pennsylvania State University	5574-UM-NSF-8209	47.075	Social, Behavioral, and Economic Sciences	(159)	-
National Science Foundation	Pass-Through	University of Virginia	GA11260.156640	47.075	Social, Behavioral, and Economic Sciences	56,849	-
National Science Foundation	Pass-Through	Western Michigan University	UoM9558	47.075	Social, Behavioral, and Economic Sciences	26,490	-
						\$ 10,490,582	\$ 513,197
National Science Foundation	Direct		1458375	47.076	Education and Human Resources	121,989	-
National Science Foundation	Direct		1502711	47.076	Education and Human Resources	30,355	-
National Science Foundation	Direct		1502778	47.076	Education and Human Resources	434,186	-
National Science Foundation	Direct		1504257	47.076	Education and Human Resources	(856)	131
National Science Foundation	Direct		1504721	47.076	Education and Human Resources	29	-
National Science Foundation	Direct		1524967	47.076	Education and Human Resources	112,863	-
National Science Foundation	Direct		1535370	47.076	Education and Human Resources	441,376	-
National Science Foundation	Direct		1535389	47.076	Education and Human Resources	450,981	-
National Science Foundation	Direct		1544337	47.076	Education and Human Resources	49,383	-
National Science Foundation	Direct		1545851	47.076	Education and Human Resources	(121)	-
National Science Foundation	Direct		1609204	47.076	Education and Human Resources	72,448	-
National Science Foundation	Direct		1611687	47.076	Education and Human Resources	122,078	-
National Science Foundation	Direct		1621104	47.076	Education and Human Resources	559,066	-
National Science Foundation	Direct		1624634	47.076	Education and Human Resources	31,356	-
National Science Foundation	Direct		1625387	47.076	Education and Human Resources	156,486	-
National Science Foundation	Direct		1625397	47.076	Education and Human Resources	268,144	-



University of Michigan  
 Schedule of Expenditures of Federal Awards  
 For the Year Ended June 30, 2019

Cluster Title/Federal Grantor/Program	Type	Pass-Through Grantor	Award Identifier	CFDA Number	CFDA Program Title	Federal Expenditures	Pass-Through
National Science Foundation	Direct		1711533	47.076	Education and Human Resources	158,941	-
National Science Foundation	Direct		1725837	47.076	Education and Human Resources	217,286	-
National Science Foundation	Direct		1744359	47.076	Education and Human Resources	49,611	-
National Science Foundation	Direct		1744407	47.076	Education and Human Resources	69,010	15,501
National Science Foundation	Direct		1760609	47.076	Education and Human Resources	156,144	-
National Science Foundation	Direct		1760788	47.076	Education and Human Resources	97,443	-
National Science Foundation	Direct		1761129	47.076	Education and Human Resources	41,674	-
National Science Foundation	Direct		1821488	47.076	Education and Human Resources	23,371	-
National Science Foundation	Direct		1821509	47.076	Education and Human Resources	52,058	-
National Science Foundation	Direct		1821574	47.076	Education and Human Resources	50,446	-
National Science Foundation	Direct		1821884	47.076	Education and Human Resources	52,929	-
National Science Foundation	Direct		1824998	47.076	Education and Human Resources	53,761	-
National Science Foundation	Direct		1841052	47.076	Education and Human Resources	8,046,697	-
National Science Foundation	Direct		1930072	47.076	Education and Human Resources	278,181	-
National Science Foundation	Direct		DGE 1256260	47.076	Education and Human Resources	1,120,144	-
National Science Foundation	Direct		DGE 1439520	47.076	Education and Human Resources	3,686	-
National Science Foundation	Direct		DRL 0918425	47.076	Education and Human Resources	13,058	-
National Science Foundation	Direct		DRL 1118745	47.076	Education and Human Resources	147,096	77,240
National Science Foundation	Direct		DRL 1251862	47.076	Education and Human Resources	58,346	-
National Science Foundation	Direct		DRL 1420102	47.076	Education and Human Resources	129,717	-
National Science Foundation	Direct		DRL 1420168	47.076	Education and Human Resources	47,901	7,535
National Science Foundation	Direct		DRL1665117	47.076	Education and Human Resources	75,831	-
National Science Foundation	Direct		DRL1743150	47.076	Education and Human Resources	114,505	34,807
National Science Foundation	Direct		DUE 1161121	47.076	Education and Human Resources	322,116	38,424
National Science Foundation	Direct		DUE 1322552	47.076	Education and Human Resources	2,252	-
National Science Foundation	Direct		DUE 1347697	47.076	Education and Human Resources	213,227	-
National Science Foundation	Direct		HRD 1038099	47.076	Education and Human Resources	(43,676)	-
National Science Foundation	Direct		HRD 1619681	47.076	Education and Human Resources	790,723	329,716
National Science Foundation	Pass-Through	American Educational Research Association	Award Letter	47.076	Education and Human Resources	599	-
National Science Foundation	Pass-Through	Bowling Green State University	10008257-UM.Karabenick	47.076	Education and Human Resources	26,122	-
National Science Foundation	Pass-Through	Harvard University	108144-5097698	47.076	Education and Human Resources	17,921	-
National Science Foundation	Pass-Through	Harvard University	108144-5097698	47.076	Education and Human Resources	16,810	-
National Science Foundation	Pass-Through	Iowa State University of Science and Technology (aka Iowa State University)	4202507A	47.076	Education and Human Resources	3,488	-
National Science Foundation	Pass-Through	Iowa State University of Science and Technology (aka Iowa State University)	4202541A	47.076	Education and Human Resources	396	-
National Science Foundation	Pass-Through	Maricopa County Community College District	Agreement	47.076	Education and Human Resources	148,994	-
National Science Foundation	Pass-Through	Michigan State University	RC107563UM	47.076	Education and Human Resources	60,110	-
National Science Foundation	Pass-Through	Northwestern University	SP0024546	47.076	Education and Human Resources	4,045	-
National Science Foundation	Pass-Through	Rutgers University	5920	47.076	Education and Human Resources	278,521	-
National Science Foundation	Pass-Through	University of California - Irvine	2015-3266	47.076	Education and Human Resources	79,906	-
National Science Foundation	Pass-Through	University of Maryland, The	Z411102	47.076	Education and Human Resources	33,832	-
National Science Foundation	Pass-Through	University of Wisconsin	830K642	47.076	Education and Human Resources	43,813	-
						\$ 15,906,798	\$ 503,354
National Science Foundation	Direct		ANT 1149085	47.078	Polar Programs	\$ 42,482	\$ -
National Science Foundation	Direct		ARC 1253154	47.078	Polar Programs	73,905	-
						\$ 116,387	\$ -
National Science Foundation	Direct		1459911	47.079	Office of International Science and Engineering	\$ 42,358	\$ -
National Science Foundation	Direct		1515015	47.079	Office of International Science and Engineering	935	-
National Science Foundation	Direct		1658650	47.079	Office of International Science and Engineering	87,947	-
National Science Foundation	Direct		1827075	47.079	Office of International Science and Engineering	70,190	-
National Science Foundation	Pass-Through	Virginia Polytechnic Institute and State University	479477-19337	47.079	Office of International Science and Engineering	101,021	-
						\$ 302,451	\$ -
National Science Foundation	Direct		OCI 0948113	47.080	Office of Cyberinfrastructure	\$ (3,923)	\$ -
National Science Foundation	Direct		OCI 0941386	47.082	Trans-NSF Recovery Act Reasearch Support	\$ (5,207)	\$ -
National Science Foundation	Direct		1545858	47.083	Integrative Activities	\$ 795,386	\$ 178,368
			Total National Science Foundation			\$ 97,760,518	\$ 5,393,524
Veterans Affairs, Department of	Direct		36C25018C0241	64.RD		\$ 47,607	\$ -
Veterans Affairs, Department of	Direct		36C25018C0267	64.RD		8,939	-
Veterans Affairs, Department of	Direct		36C25019C0139/PO 506C90190	64.RD		6,925	-
Veterans Affairs, Department of	Direct		506-D85011	64.RD		1,294	-
Veterans Affairs, Department of	Direct		D85024	64.RD		2,709	-
Veterans Affairs, Department of	Direct		Gross,Colin	64.RD		5,227	-
Veterans Affairs, Department of	Direct		IPA - Chen, Jenny	64.RD		1,902	-
Veterans Affairs, Department of	Direct		IPA - DeSantis, Angela	64.RD		1,084	-
Veterans Affairs, Department of	Direct		IPA - DeVries, Raymond	64.RD		4,897	-
Veterans Affairs, Department of	Direct		IPA - Guo, Chiao	64.RD		15,339	-
Veterans Affairs, Department of	Direct		IPA - Kerry Ryan	64.RD		7,014	-
Veterans Affairs, Department of	Direct		IPA - Krenz, Chris	64.RD		(87)	-
Veterans Affairs, Department of	Direct		IPA - Lorraine Buis	64.RD		21,582	-
Veterans Affairs, Department of	Direct		IPA - Lorraine Buis	64.RD		2,037	-
Veterans Affairs, Department of	Direct		IPA - Niharika Chalpe	64.RD		9,828	-
Veterans Affairs, Department of	Direct		IPA - Patel, Nina	64.RD		4,464	-
Veterans Affairs, Department of	Direct		IPA - VA - Ann Arbor - Yihao Z	64.RD		59,212	-
Veterans Affairs, Department of	Direct		IPA - Wang, Jintao	64.RD		18,631	-
Veterans Affairs, Department of	Direct		IPA - Winter, Suzanne	64.RD		1,657	-
Veterans Affairs, Department of	Direct		IPA - Yosef, Matheos	64.RD		(14,893)	-

University of Michigan  
Schedule of Expenditures of Federal Awards  
For the Year Ended June 30, 2019

Cluster Title/Federal Grantor/Program	Type	Pass-Through Grantor	Award Identifier	CFDA Number	CFDA Program Title	Federal Expenditures	Pass-Through
Veterans Affairs, Department of	Direct		IPA Agreement_Ashley Szpara_FY	64.RD		6,871	-
Veterans Affairs, Department of	Direct		IPA Althuis, Katie	64.RD		40,576	-
Veterans Affairs, Department of	Direct		IPA Althuis, Katie	64.RD		22,448	-
Veterans Affairs, Department of	Direct		IPA Baker Nicki	64.RD		33,858	-
Veterans Affairs, Department of	Direct		IPA Barick, Audrey	64.RD		60,511	-
Veterans Affairs, Department of	Direct		IPA Bauer, David	64.RD		29,443	-
Veterans Affairs, Department of	Direct		IPA Bauer, David	64.RD		29,442	-
Veterans Affairs, Department of	Direct		IPA Beaulieu, Melanic	64.RD		2,654	-
Veterans Affairs, Department of	Direct		IPA Cartee, Naw May Pearl	64.RD		53,410	-
Veterans Affairs, Department of	Direct		IPA Carver, Kyle	64.RD		(144)	-
Veterans Affairs, Department of	Direct		IPA Choi,Hwajung	64.RD		1,981	-
Veterans Affairs, Department of	Direct		IPA CHOWDHURY, MAHBOOB	64.RD		3,803	-
Veterans Affairs, Department of	Direct		IPA Cohn, Amy	64.RD		16,571	-
Veterans Affairs, Department of	Direct		IPA Cohn, Amy	64.RD		16,359	-
Veterans Affairs, Department of	Direct		IPA De Vries, Raymond	64.RD		19,861	-
Veterans Affairs, Department of	Direct		IPA Dolan, David	64.RD		14,922	-
Veterans Affairs, Department of	Direct		IPA Engle, Jason	64.RD		2,889	-
Veterans Affairs, Department of	Direct		IPA Farris, Karen	64.RD		2,277	-
Veterans Affairs, Department of	Direct		IPA Farris, Karen	64.RD		241	-
Veterans Affairs, Department of	Direct		IPA Garlick,James	64.RD		7,396	-
Veterans Affairs, Department of	Direct		IPA Geisendorfer, Max	64.RD		19,327	-
Veterans Affairs, Department of	Direct		IPA Gornick, Michelle	64.RD		3,376	-
Veterans Affairs, Department of	Direct		IPA Gregory, Lynn A	64.RD		31,519	-
Veterans Affairs, Department of	Direct		IPA Guo, Chiao	64.RD		38,850	-
Veterans Affairs, Department of	Direct		IPA Henderson, James	64.RD		18,245	-
Veterans Affairs, Department of	Direct		IPA Henderson,James	64.RD		3,596	-
Veterans Affairs, Department of	Direct		IPA Hoelscher, Alise	64.RD		7,958	-
Veterans Affairs, Department of	Direct		IPA Ignacio / 506-D95049	64.RD		4,549	-
Veterans Affairs, Department of	Direct		IPA Kadri, Reema Sub#810	64.RD		1,402	-
Veterans Affairs, Department of	Direct		IPA Kadri,Reema	64.RD		1,770	-
Veterans Affairs, Department of	Direct		IPA Kanicki, Ariane	64.RD		60,679	-
Veterans Affairs, Department of	Direct		IPA Kanicki, Ariane	64.RD		23,884	-
Veterans Affairs, Department of	Direct		IPA Kanicki, Ariane	64.RD		(242)	-
Veterans Affairs, Department of	Direct		IPA Kim,Hyungjin	64.RD		61,368	-
Veterans Affairs, Department of	Direct		IPA King, Michael	64.RD		(2,303)	-
Veterans Affairs, Department of	Direct		IPA King, W. Michael	64.RD		27,110	-
Veterans Affairs, Department of	Direct		IPA Klein,Debra	64.RD		2,752	-
Veterans Affairs, Department of	Direct		IPA Krans, Amy	64.RD		12,744	-
Veterans Affairs, Department of	Direct		IPA Lavieri, Mariel	64.RD		11,107	-
Veterans Affairs, Department of	Direct		IPA Lee, Soo Jung	64.RD		49,270	-
Veterans Affairs, Department of	Direct		IPA Lu,Yu-Ting (Catherine)	64.RD		41,493	-
Veterans Affairs, Department of	Direct		IPA Lumeng, Carey	64.RD		4,076	-
Veterans Affairs, Department of	Direct		IPA Ma, Sean	64.RD		(15,727)	-
Veterans Affairs, Department of	Direct		IPA Manikas Maly, Marianna	64.RD		31,246	-
Veterans Affairs, Department of	Direct		IPA Manikas, Marianna	64.RD		(15,294)	-
Veterans Affairs, Department of	Direct		IPA Mann,Jason	64.RD		10,800	-
Veterans Affairs, Department of	Direct		IPA Martin, Catherine	64.RD		41,636	-
Veterans Affairs, Department of	Direct		IPA Martin, Catherine	64.RD		9,616	-
Veterans Affairs, Department of	Direct		IPA Mase, Rebecca	64.RD		18,662	-
Veterans Affairs, Department of	Direct		IPA McCloskey, Lisa	64.RD		34,771	-
Veterans Affairs, Department of	Direct		IPA McConnell, Daniel	64.RD		12,700	-
Veterans Affairs, Department of	Direct		IPA Mohammed Kabeto	64.RD		(176)	-
Veterans Affairs, Department of	Direct		IPA Muller, Martijn	64.RD		3,243	-
Veterans Affairs, Department of	Direct		IPA Nabozny	64.RD		69,171	-
Veterans Affairs, Department of	Direct		IPA Neeley, Christopher	64.RD		2,650	-
Veterans Affairs, Department of	Direct		IPA Nowak, Michael	64.RD		15,858	-
Veterans Affairs, Department of	Direct		IPA Patel, Nita	64.RD		(5,352)	-
Veterans Affairs, Department of	Direct		IPA Quinn, Martha	64.RD		22,728	-
Veterans Affairs, Department of	Direct		IPA Quinn, Martha	64.RD		19,488	-
Veterans Affairs, Department of	Direct		IPA Rogers, Mary	64.RD		18,793	-
Veterans Affairs, Department of	Direct		IPA Rogers, Mary	64.RD		4,535	-
Veterans Affairs, Department of	Direct		IPA Sarosh, Cyrus	64.RD		13,458	-
Veterans Affairs, Department of	Direct		IPA Scisney-Matlock, Margaret	64.RD		12,103	-
Veterans Affairs, Department of	Direct		IPA Scisney-Matlock, Margaret	64.RD		9,623	-
Veterans Affairs, Department of	Direct		IPA Semerad, Jay	64.RD		4,549	-
Veterans Affairs, Department of	Direct		IPA Shih, Albert	64.RD		35,166	-
Veterans Affairs, Department of	Direct		IPA Swallow, Kathy	64.RD		25,383	-
Veterans Affairs, Department of	Direct		IPA Szpara, Ashley	64.RD		15,518	-
Veterans Affairs, Department of	Direct		IPA Teitz-Tennenbaum, Seagal	64.RD		74,442	-
Veterans Affairs, Department of	Direct		IPA Teitz-Tennenbaum, Seagal	64.RD		14,577	-
Veterans Affairs, Department of	Direct		IPA Villegas-Umana, Emily	64.RD		26,625	-
Veterans Affairs, Department of	Direct		IPA Villegas-Umana, Emily	64.RD		8,228	-
Veterans Affairs, Department of	Direct		IPA Wang, Jintao	64.RD		21,173	-
Veterans Affairs, Department of	Direct		IPA Wells, Joanna	64.RD		14,795	-
Veterans Affairs, Department of	Direct		IPA Wilke, Carol	64.RD		6,461	-
Veterans Affairs, Department of	Direct		IPA Xu, Jintao	64.RD		44,576	-

University of Michigan  
Schedule of Expenditures of Federal Awards  
For the Year Ended June 30, 2019

Cluster Title/Federal Grantor/Program	Type	Pass-Through Grantor	Award Identifier	CFDA Number	CFDA Program Title	Federal Expenditures	Pass-Through
Veterans Affairs, Department of	Direct		IPA Xu, Jintao	64.RD		(800)	-
Veterans Affairs, Department of	Direct		IPA Zhang, Xiaojie	64.RD		60,935	-
Veterans Affairs, Department of	Direct		IPA Zhu	64.RD		46,712	-
Veterans Affairs, Department of	Direct		IPA Zikmund-Fisher, Brian	64.RD		3,608	-
Veterans Affairs, Department of	Direct		IPA, Heist, Kevin	64.RD		6,791	-
Veterans Affairs, Department of	Direct		IPA, Williams, David A	64.RD		1,730	-
Veterans Affairs, Department of	Direct		IPA: Toma, Mariam	64.RD		1,301	-
Veterans Affairs, Department of	Direct		IPA:Luther, Tahra	64.RD		(3,584)	-
Veterans Affairs, Department of	Direct		IPA Althius,Katie	64.RD		4,477	-
Veterans Affairs, Department of	Direct		IPA-Andrew Ryan 2018	64.RD		27,707	-
Veterans Affairs, Department of	Direct		IPA-Ehrlinger, Rachel	64.RD		2,337	-
Veterans Affairs, Department of	Direct		IPA-Ha,Jinkyung	64.RD		15,921	-
Veterans Affairs, Department of	Direct		IPA-Hwajung Choi	64.RD		(1,415)	-
Veterans Affairs, Department of	Direct		IPA-Ma, Sean	64.RD		55,649	-
Veterans Affairs, Department of	Direct		IPA-McCloskey,Lisa	64.RD		52,577	-
Veterans Affairs, Department of	Direct		IPA-McGuire, Matthew	64.RD		32,206	-
Veterans Affairs, Department of	Direct		IPA-Wang,Shirley	64.RD		13,774	-
Veterans Affairs, Department of	Direct		IPA-Wilke, Carol	64.RD		8,248	-
Veterans Affairs, Department of	Direct		IPS Chen, Jenny	64.RD		11,367	-
Veterans Affairs, Department of	Direct		Krent, Chris	64.RD		11,134	-
Veterans Affairs, Department of	Direct		Manikas, Marianna IPA	64.RD		39,760	-
Veterans Affairs, Department of	Direct		Moore, Ian	64.RD		(180)	-
Veterans Affairs, Department of	Direct		Nowak, Michael	64.RD		1,075	-
Veterans Affairs, Department of	Direct		PO 506-D75203	64.RD		4,361	-
Veterans Affairs, Department of	Direct		PO# D85006	64.RD		9,751	-
Veterans Affairs, Department of	Direct		Semerad, Jay	64.RD		755	-
Veterans Affairs, Department of	Direct		VA IPA - Alise Hoelscher	64.RD		26,244	-
Veterans Affairs, Department of	Direct		VA IPA - Ashe,Doctor	64.RD		35,919	-
Veterans Affairs, Department of	Direct		VA IPA - Bak,Trevor	64.RD		46,755	-
Veterans Affairs, Department of	Direct		VA IPA - Bhaumik,Arijit	64.RD		19,816	-
Veterans Affairs, Department of	Direct		VA IPA - Calhoun,Oliver	64.RD		5,642	-
Veterans Affairs, Department of	Direct		VA IPA - Garlick,James	64.RD		11,373	-
Veterans Affairs, Department of	Direct		VA IPA - Goldman,Erin	64.RD		46,573	-
Veterans Affairs, Department of	Direct		VA IPA - Hernandez,Katrina	64.RD		2,419	-
Veterans Affairs, Department of	Direct		VA IPA - Horowitz, Jennifer	64.RD		3,168	-
Veterans Affairs, Department of	Direct		VA IPA - Ignacio,Rosalinda	64.RD		36,648	-
Veterans Affairs, Department of	Direct		VA IPA - Jannausch,Mary	64.RD		42,038	-
Veterans Affairs, Department of	Direct		VA IPA - Kabeto, Mohammed	64.RD		7,323	-
Veterans Affairs, Department of	Direct		VA IPA - Kerry Ryan	64.RD		14,323	-
Veterans Affairs, Department of	Direct		VA IPA - Klein,Debbie	64.RD		20,342	-
Veterans Affairs, Department of	Direct		VA IPA - Kutyma,Evelina	64.RD		28,503	-
Veterans Affairs, Department of	Direct		VA IPA - Laing,Julia	64.RD		30,013	-
Veterans Affairs, Department of	Direct		VA IPA - Liang,Julie	64.RD		8,265	-
Veterans Affairs, Department of	Direct		VA IPA - Mann,Jason	64.RD		1,899	-
Veterans Affairs, Department of	Direct		VA IPA - Miller,Courtney	64.RD		13,243	-
Veterans Affairs, Department of	Direct		VA IPA - Mobley,Linda	64.RD		11,594	-
Veterans Affairs, Department of	Direct		VA IPA - Moll,Allison	64.RD		24,844	-
Veterans Affairs, Department of	Direct		VA IPA - O'Reilly,Dennis	64.RD		4,363	-
Veterans Affairs, Department of	Direct		VA IPA - Satinder Singh Baveja	64.RD		6,110	-
Veterans Affairs, Department of	Direct		VA IPA - Uju-Eke,Oluchi	64.RD		3,303	-
Veterans Affairs, Department of	Direct		VA IPA - Van Sparrentak,Murphy	64.RD		5,841	-
Veterans Affairs, Department of	Direct		VA IPA - Walton,Maureen	64.RD		12,158	-
Veterans Affairs, Department of	Direct		VA IPA - Weston,Michele	64.RD		76,413	-
Veterans Affairs, Department of	Direct		VA IPA - Yeagley,Emily	64.RD		38,125	-
Veterans Affairs, Department of	Direct		VA IPA - Yeagley,Emily	64.RD		(480)	-
Veterans Affairs, Department of	Direct		VA IPA Calhoun, O	64.RD		8,690	-
Veterans Affairs, Department of	Direct		VA IPA Gross,Colin	64.RD		15,344	-
Veterans Affairs, Department of	Direct		VA IPA He, Yongqun	64.RD		1,968	-
Veterans Affairs, Department of	Direct		VA IPA Myra Kim	64.RD		6,300	-
Veterans Affairs, Department of	Direct		VA IPA Satinder Singh Baveja	64.RD		6,267	-
Veterans Affairs, Department of	Direct		VA IPA Shelley Stoll	64.RD		56,414	-
Veterans Affairs, Department of	Direct		VA IPA Shih, Albert	64.RD		(556)	-
Veterans Affairs, Department of	Direct		VA IPA Swalwell,Kathleen	64.RD		16,573	-
Veterans Affairs, Department of	Direct		VA IPA -Thomas, Jennifer	64.RD		1,380	-
Veterans Affairs, Department of	Direct		VA IPA Williams, David	64.RD		568	-
Veterans Affairs, Department of	Direct		VA IPA Zheng, Yihao	64.RD		13,751	-
Veterans Affairs, Department of	Direct		VA IPA Zikmund-Fisher, Brian	64.RD		25,237	-
Veterans Affairs, Department of	Direct		VA IPA-Soo Jung Lee	64.RD		2,480	-
Veterans Affairs, Department of	Direct		VA Jinkyung HA FY18	64.RD		19,146	-
Veterans Affairs, Department of	Direct		VA250-16-D0138	64.RD		12,007	-
Veterans Affairs, Department of	Direct		VA250-17-C-0083	64.RD		40,679	-
Veterans Affairs, Department of	Direct		VA250-17-C-0107 PO# D70010	64.RD		15,929	-
Veterans Affairs, Department of	Direct		VA251-15-C-0063	64.RD		8,764	-
Veterans Affairs, Department of	Direct		VA251-15-C-0171	64.RD		49,879	-
Veterans Affairs, Department of	Direct		VA251-15-D-0057	64.RD		52,131	-
Veterans Affairs, Department of	Direct		VA251-15-D-0057	64.RD		8,484	-

University of Michigan  
 Schedule of Expenditures of Federal Awards  
 For the Year Ended June 30, 2019

Cluster Title/Federal Grantor/Program	Type	Pass-Through Grantor	Award Identifier	CFDA Number	CFDA Program Title	Federal Expenditures	Pass-Through
Veterans Affairs, Department of	Direct		VA251-15-D-0057	64.RD		2,860	-
Veterans Affairs, Department of	Direct		VA-IPA Chowdhury, Mahboob	64.RD		41,882	-
Veterans Affairs, Department of	Direct		VA-IPA Ha, Jinkyung	64.RD		5,232	-
Veterans Affairs, Department of	Direct		VA-IPA Pankaj Vats	64.RD		731	-
			Total Veterans Affairs, Department of			\$ 3,000,406	\$ -
Environmental Protection Agency	Direct		83594901	66.037	Internships, Training and Workshops for the Office of Air and Radiation	\$ 195,817	\$ -
Environmental Protection Agency	Pass-Through	Michigan, State of, Environmental Quality, Department of	205J Contract 2014-0100	66.454	Water Quality Management Planning	\$ (331)	\$ -
Environmental Protection Agency	Pass-Through	Michigan, State of, Environmental Quality, Department of	2017-0019	66.460	Nonpoint Source Implementation Grants	\$ 82,422	\$ -
Environmental Protection Agency	Pass-Through	Michigan Technological University	150908021	66.469	Great Lakes Program	\$ 562	\$ -
Environmental Protection Agency	Pass-Through	Michigan, State of, Environmental Quality, Department of	18-AOC-013	66.469	Great Lakes Program	407,220	-
Environmental Protection Agency	Pass-Through	Michigan, State of, Natural Resources, Department of	GL-01E01195	66.469	Great Lakes Program	207,990	-
Environmental Protection Agency	Pass-Through	Ohio State University, The	60065547	66.469	Great Lakes Program	23,866	-
						\$ 639,638	\$ -
Environmental Protection Agency	Direct		83543601	66.509	Science To Achieve Results (STAR) Research Program	\$ 236,537	\$ -
Environmental Protection Agency	Direct		83563701	66.509	Science To Achieve Results (STAR) Research Program	52,330	-
Environmental Protection Agency	Pass-Through	Northeastern University	505112-78050	66.509	Science To Achieve Results (STAR) Research Program	142,505	-
Environmental Protection Agency	Pass-Through	The Water Research Foundation	STAR_N1R14	66.509	Science To Achieve Results (STAR) Research Program	11,810	-
Environmental Protection Agency	Pass-Through	Yale University	GK000296(CON-80000100)	66.509	Science To Achieve Results (STAR) Research Program	723	-
						\$ 443,905	\$ -
Environmental Protection Agency	Direct		83928901	66.516	P3 Award: National Student Design Competition for Sustainability	\$ 12,056	\$ -
			Total Environmental Protection Agency			\$ 1,373,507	\$ -
Nuclear Regulatory Commission	Direct		NRC-HQ-60-15-C-0012	77.RD		\$ 373,035	\$ -
Nuclear Regulatory Commission	Pass-Through	Purdue University	19200223-009	77.RD		53,155	-
Nuclear Regulatory Commission	Pass-Through	Purdue University	4112-81070	77.RD		125,964	-
						\$ 552,154	\$ -
Nuclear Regulatory Commission	Direct		31310018M0030	77.008	U.S. Nuclear Regulatory Commission Scholarship and Fellowship Program	\$ 83,181	\$ -
Nuclear Regulatory Commission	Direct		NRC-HQ-84-14-G0043	77.008	U.S. Nuclear Regulatory Commission Scholarship and Fellowship Program	127	-
Nuclear Regulatory Commission	Direct		NRC-HQ-84-15-G-0039	77.008	U.S. Nuclear Regulatory Commission Scholarship and Fellowship Program	134,512	-
Nuclear Regulatory Commission	Direct		NRC-HQ-84-16-G-0010	77.008	U.S. Nuclear Regulatory Commission Scholarship and Fellowship Program	184,585	-
						\$ 402,405	\$ -
			Total Nuclear Regulatory Commission			\$ 954,559	\$ -
Energy, Department of	Pass-Through	Achates Power Inc.	Subaward Agreement	81.RD		\$ 113,480	\$ -
Energy, Department of	Pass-Through	Alliance for Sustainable Energy, LLC	XHD-4-42014-01	81.RD		7,431	-
Energy, Department of	Pass-Through	Argonne National Laboratory	3F-31141	81.RD		(18,525)	-
Energy, Department of	Pass-Through	Argonne National Laboratory	7F-30052	81.RD		45,205	-
Energy, Department of	Pass-Through	Argonne National Laboratory	7F-30154	81.RD		(40,087)	-
Energy, Department of	Pass-Through	Argonne National Laboratory	7F-30215	81.RD		153,347	-
Energy, Department of	Pass-Through	Argonne National Laboratory	8F-30020	81.RD		80,570	-
Energy, Department of	Pass-Through	Argonne National Laboratory	8F-30021	81.RD		84,825	-
Energy, Department of	Pass-Through	Argonne National Laboratory	8F-30062	81.RD		99,683	-
Energy, Department of	Pass-Through	Argonne National Laboratory	8F-30147	81.RD		844,674	-
Energy, Department of	Pass-Through	Argonne National Laboratory	8F-30202	81.RD		62,796	-
Energy, Department of	Pass-Through	Argonne National Laboratory	9F-60042	81.RD		17,291	-
Energy, Department of	Pass-Through	Argonne National Laboratory	9F-60045	81.RD		20,137	-
Energy, Department of	Pass-Through	Argonne National Laboratory	9F-60047	81.RD		97,626	-
Energy, Department of	Pass-Through	Argonne National Laboratory	9F-60126	81.RD		24,528	-
Energy, Department of	Pass-Through	Argonne National Laboratory	9F-60182	81.RD		6,650	-
Energy, Department of	Pass-Through	Argonne National Laboratory	Subcontract No 6F-30844	81.RD		122,887	-
Energy, Department of	Pass-Through	Battelle Energy Alliance, LLC	184138	81.RD		49,490	-
Energy, Department of	Pass-Through	Battelle Energy Alliance, LLC	184558	81.RD		4,830	-
Energy, Department of	Pass-Through	Battelle Energy Alliance, LLC	184559	81.RD		1,921	-
Energy, Department of	Pass-Through	Battelle Energy Alliance, LLC	184561	81.RD		2,714	-
Energy, Department of	Pass-Through	Battelle Energy Alliance, LLC	0196971	81.RD		6,935	-
Energy, Department of	Pass-Through	Battelle Energy Alliance, LLC	210193	81.RD		22,134	-
Energy, Department of	Pass-Through	Battelle Energy Alliance, LLC	213554	81.RD		72,600	-
Energy, Department of	Pass-Through	Battelle Energy Alliance, LLC	213870	81.RD		9,079	-
Energy, Department of	Pass-Through	Beltech, LLC	Service Agreement	81.RD		25,139	-
Energy, Department of	Pass-Through	Brookhaven Science Associates, LLC	302986	81.RD		135,747	-
Energy, Department of	Pass-Through	Brookhaven Science Associates, LLC	326127	81.RD		315,946	-
Energy, Department of	Pass-Through	Brookhaven Science Associates, LLC	346255	81.RD		145,859	-
Energy, Department of	Pass-Through	Brookhaven Science Associates, LLC	361688	81.RD		641	-
Energy, Department of	Pass-Through	Detroit Diesel Corporation	Research Agreement	81.RD		208,208	-
Energy, Department of	Pass-Through	Ford Motor Company	AGC PO18001011	81.RD		35,000	-
Energy, Department of	Pass-Through	Ford Motor Company	RQ14-337R01	81.RD		(449)	-
Energy, Department of	Pass-Through	Georgia Institute of Technology	KK150-S2	81.RD		20,286	-
Energy, Department of	Pass-Through	Idaho National Engineering and Environmental Laboratory	203964	81.RD		74,884	-
Energy, Department of	Pass-Through	Idaho National Laboratory	166012	81.RD		7,203	-

University of Michigan  
 Schedule of Expenditures of Federal Awards  
 For the Year Ended June 30, 2019

Cluster Title/Federal Grantor/Program	Type	Pass-Through Grantor	Award Identifier	CFDA Number	CFDA Program Title	Federal Expenditures	Pass-Through
Energy, Department of	Pass-Through	Idaho National Laboratory	194314	81.RD		8,130	-
Energy, Department of	Pass-Through	Idaho National Laboratory	204315	81.RD		36,660	-
Energy, Department of	Pass-Through	Idaho National Laboratory	206303	81.RD		6,781	-
Energy, Department of	Pass-Through	Johns Hopkins University	2003555195	81.RD		8,947	-
Energy, Department of	Pass-Through	Krell Institute	Award Ltr dtd 3/27/18	81.RD		2,854	-
Energy, Department of	Pass-Through	Lawrence Berkeley National Laboratory	7234031	81.RD		394,342	-
Energy, Department of	Pass-Through	Lawrence Berkeley National Laboratory	7263193	81.RD		(30,876)	-
Energy, Department of	Pass-Through	Lawrence Berkeley National Laboratory	7342299	81.RD		13,051	-
Energy, Department of	Pass-Through	Lawrence Berkeley National Laboratory	7451048	81.RD		6,866	-
Energy, Department of	Pass-Through	Lawrence Berkeley National Laboratory	Subcontract 7264325	81.RD		5,641	-
Energy, Department of	Pass-Through	Lawrence Livermore National Security, LLC	B608839	81.RD		70	-
Energy, Department of	Pass-Through	Lawrence Livermore National Security, LLC	B614207	81.RD		487,536	-
Energy, Department of	Pass-Through	Lawrence Livermore National Security, LLC	B625733	81.RD		31,609	-
Energy, Department of	Pass-Through	Lawrence Livermore National Security, LLC	B626360	81.RD		48,353	-
Energy, Department of	Pass-Through	Lawrence Livermore National Security, LLC	B627062	81.RD		27,967	-
Energy, Department of	Pass-Through	Lawrence Livermore National Security, LLC	B627515	81.RD		84,441	-
Energy, Department of	Pass-Through	Lawrence Livermore National Security, LLC	B628876	81.RD		38,204	-
Energy, Department of	Pass-Through	Lawrence Livermore National Security, LLC	B629652	81.RD		15,028	-
Energy, Department of	Pass-Through	Lawrence Livermore National Security, LLC	B630159	81.RD		22,466	-
Energy, Department of	Pass-Through	Lawrence Livermore National Security, LLC	B632153	81.RD		73,346	-
Energy, Department of	Pass-Through	Lawrence Livermore National Security, LLC	B632749	81.RD		54,376	-
Energy, Department of	Pass-Through	Los Alamos National Security, LLC	416304	81.RD		125,475	-
Energy, Department of	Pass-Through	Los Alamos National Security, LLC	459210	81.RD		154,298	-
Energy, Department of	Pass-Through	Los Alamos National Security, LLC	367023 sub contract 507277	81.RD		32,279	-
Energy, Department of	Pass-Through	Los Alamos National Security, LLC	427118-367023	81.RD		63,097	-
Energy, Department of	Pass-Through	Los Alamos National Security, LLC	BA #367023 Subcontract# 370629	81.RD		193,821	-
Energy, Department of	Pass-Through	Los Alamos National Security, LLC	Subcontract No. 495208/367023	81.RD		15,299	-
Energy, Department of	Pass-Through	Los Alamos National Security, LLC	Subcontract# 389182, B.A. #367	81.RD		(88)	-
Energy, Department of	Pass-Through	National Renewable Energy Laboratory	XEU-7-70041-01	81.RD		35,483	-
Energy, Department of	Pass-Through	National Technology and Engineering Solutions of Sandia LLC (NTESS)	1511621	81.RD		(165)	-
Energy, Department of	Pass-Through	National Technology and Engineering Solutions of Sandia LLC (NTESS)	1626776	81.RD		12,646	-
Energy, Department of	Pass-Through	National Technology and Engineering Solutions of Sandia LLC (NTESS)	1853288	81.RD		135,672	-
Energy, Department of	Pass-Through	National Technology and Engineering Solutions of Sandia LLC (NTESS)	1869167	81.RD		30,611	-
Energy, Department of	Pass-Through	National Technology and Engineering Solutions of Sandia LLC (NTESS)	1969581	81.RD		80,122	-
Energy, Department of	Pass-Through	National Technology and Engineering Solutions of Sandia LLC (NTESS)	1995518	81.RD		20,842	-
Energy, Department of	Pass-Through	Niowave, Inc.	Subcontract	81.RD		74,073	-
Energy, Department of	Pass-Through	Oak Ridge National Laboratory	4000135076	81.RD		143,834	-
Energy, Department of	Pass-Through	Oak Ridge National Laboratory	4000136101	81.RD		28,380	-
Energy, Department of	Pass-Through	Oak Ridge National Laboratory	4000136608	81.RD		229,702	-
Energy, Department of	Pass-Through	Oak Ridge National Laboratory	4000138067	81.RD		68,857	-
Energy, Department of	Pass-Through	Oak Ridge National Laboratory	4000149341	81.RD		4,000	-
Energy, Department of	Pass-Through	Oak Ridge National Laboratory	4000153508	81.RD		(547)	-
Energy, Department of	Pass-Through	Oak Ridge National Laboratory	4000159555	81.RD		63,286	-
Energy, Department of	Pass-Through	Oak Ridge National Laboratory	4000162644	81.RD		198,522	-
Energy, Department of	Pass-Through	Oak Ridge National Laboratory	4000169997	81.RD		53,406	-
Energy, Department of	Pass-Through	Pacific Northwest National Laboratory	340625	81.RD		(30)	-
Energy, Department of	Pass-Through	Pacific Northwest National Laboratory	379141	81.RD		8,516	-
Energy, Department of	Pass-Through	Pacific Northwest National Laboratory	390688	81.RD		88,672	-
Energy, Department of	Pass-Through	Pacific Northwest National Laboratory	PO 387535	81.RD		(18,253)	-
Energy, Department of	Pass-Through	Savannah River National Laboratory	0000306392	81.RD		54,558	-
Energy, Department of	Pass-Through	SLAC National Accelerator Laboratory	174133	81.RD		(1,591)	-
Energy, Department of	Pass-Through	SLAC National Accelerator Laboratory	190771	81.RD		74,440	-
Energy, Department of	Pass-Through	Southwest Research Institute	L99020KJ	81.RD		41,339	-
Energy, Department of	Pass-Through	Triad National Security, LLC	375553	81.RD		15,623	-
Energy, Department of	Pass-Through	Triad National Security, LLC	487270	81.RD		968,549	440,155
Energy, Department of	Pass-Through	Triad National Security, LLC	Subcontract No. 423006 Basic A	81.RD		106,172	-
Energy, Department of	Pass-Through	UChicago Argonne, LLC	DE-AC02-06CH11357	81.RD		113,349	-
Energy, Department of	Pass-Through	University of California - Berkeley	7451043	81.RD		8,656	-
Energy, Department of	Pass-Through	University of Utah	10051007	81.RD		42,858	-
Energy, Department of	Pass-Through	UT-Battelle, LLC	4000140128	81.RD		328,640	-
Energy, Department of	Pass-Through	UT-Battelle, LLC	4000140129	81.RD		1,106,004	-
Energy, Department of	Pass-Through	UT-Battelle, LLC	4000162123	81.RD		75,367	-
Energy, Department of	Pass-Through	UT-Battelle, LLC	4000168180	81.RD		33,966	-
						\$ 9,006,217	\$ 440,155
Energy, Department of	Direct		DE FG02 05 ER15686	81.049	Office of Science Financial Assistance Program	\$ 52,187	\$ -
Energy, Department of	Direct		DE-FG02-06ER15783	81.049	Office of Science Financial Assistance Program	130,142	-
Energy, Department of	Direct		DE-FG02-08ER15931	81.049	Office of Science Financial Assistance Program	253,680	-
Energy, Department of	Direct		DE-FG02-08ER15997	81.049	Office of Science Financial Assistance Program	227,556	-
Energy, Department of	Direct		DE-FG02-08ER46525	81.049	Office of Science Financial Assistance Program	329,920	214,579
Energy, Department of	Direct		DE-NA0002956	81.049	Office of Science Financial Assistance Program	514,441	64,041
Energy, Department of	Direct		DE-SC0001939	81.049	Office of Science Financial Assistance Program	1,714,249	1,304,602
Energy, Department of	Direct		DE-SC0004871	81.049	Office of Science Financial Assistance Program	230,666	-
Energy, Department of	Direct		DE-SC0004888	81.049	Office of Science Financial Assistance Program	200,802	-
Energy, Department of	Direct		DE-SC0006587	81.049	Office of Science Financial Assistance Program	149,641	-
Energy, Department of	Direct		DE-SC0006628	81.049	Office of Science Financial Assistance Program	92,704	-
Energy, Department of	Direct		DE-SC0007859	81.049	Office of Science Financial Assistance Program	2,541,518	-

University of Michigan  
 Schedule of Expenditures of Federal Awards  
 For the Year Ended June 30, 2019

Cluster Title/Federal Grantor/Program	Type	Pass-Through Grantor	Award Identifier	CFDA Number	CFDA Program Title	Federal Expenditures	Pass-Through
Energy, Department of	Direct		DE-SC0008637	81.049	Office of Science Financial Assistance Program	2,140,182	299,551
Energy, Department of	Direct		DE-SC0010341	81.049	Office of Science Financial Assistance Program	92,465	-
Energy, Department of	Direct		DE-SC0010342	81.049	Office of Science Financial Assistance Program	76,275	-
Energy, Department of	Direct		DE-SC0010381	81.049	Office of Science Financial Assistance Program	86,072	-
Energy, Department of	Direct		DE-SC0011078	81.049	Office of Science Financial Assistance Program	2,946	-
Energy, Department of	Direct		DE-SC0012327	81.049	Office of Science Financial Assistance Program	11,924	-
Energy, Department of	Direct		DE-SC0012479	81.049	Office of Science Financial Assistance Program	186,070	-
Energy, Department of	Direct		DE-SC0012482	81.049	Office of Science Financial Assistance Program	156,433	-
Energy, Department of	Direct		DE-SC0012484	81.049	Office of Science Financial Assistance Program	(50,759)	-
Energy, Department of	Direct		DE-SC0012969	81.049	Office of Science Financial Assistance Program	82,770	-
Energy, Department of	Direct		DE-SC0013393	81.049	Office of Science Financial Assistance Program	151,524	-
Energy, Department of	Direct		DE-SC0013562	81.049	Office of Science Financial Assistance Program	162,239	-
Energy, Department of	Direct		DE-SC0013961	81.049	Office of Science Financial Assistance Program	7,170	-
Energy, Department of	Direct		DE-SC0013971	81.049	Office of Science Financial Assistance Program	57,663	-
Energy, Department of	Direct		DE-SC0013991	81.049	Office of Science Financial Assistance Program	57,014	-
Energy, Department of	Direct		DE-SC0014132	81.049	Office of Science Financial Assistance Program	67,907	-
Energy, Department of	Direct		DE-SC0014134	81.049	Office of Science Financial Assistance Program	41,009	-
Energy, Department of	Direct		DE-SC0015394	81.049	Office of Science Financial Assistance Program	28,763	-
Energy, Department of	Direct		DE-SC0015708	81.049	Office of Science Financial Assistance Program	(198)	-
Energy, Department of	Direct		DE-SC0015782	81.049	Office of Science Financial Assistance Program	91,653	-
Energy, Department of	Direct		DE-SC0015799	81.049	Office of Science Financial Assistance Program	1,927	-
Energy, Department of	Direct		DE-SC0016206	81.049	Office of Science Financial Assistance Program	143,018	-
Energy, Department of	Direct		DE-SC0016384	81.049	Office of Science Financial Assistance Program	219,248	-
Energy, Department of	Direct		DE-SC0016489	81.049	Office of Science Financial Assistance Program	188,015	-
Energy, Department of	Direct		DE-SC0016804	81.049	Office of Science Financial Assistance Program	262,601	-
Energy, Department of	Direct		DE-SC0016804	81.049	Office of Science Financial Assistance Program	147,898	-
Energy, Department of	Direct		DE-SC0016808	81.049	Office of Science Financial Assistance Program	259,600	54,552
Energy, Department of	Direct		DE-SC0017380	81.049	Office of Science Financial Assistance Program	63,837	-
Energy, Department of	Direct		DE-SC0017971	81.049	Office of Science Financial Assistance Program	169,654	-
Energy, Department of	Direct		DE-SC0018018	81.049	Office of Science Financial Assistance Program	132,412	-
Energy, Department of	Direct		DE-SC0018058	81.049	Office of Science Financial Assistance Program	90,310	-
Energy, Department of	Direct		DE-SC0018059	81.049	Office of Science Financial Assistance Program	84,727	-
Energy, Department of	Direct		DE-SC0018173	81.049	Office of Science Financial Assistance Program	84,114	-
Energy, Department of	Direct		DE-SC0018189	81.049	Office of Science Financial Assistance Program	(24)	-
Energy, Department of	Direct		DE-SC0018941	81.049	Office of Science Financial Assistance Program	464,420	-
Energy, Department of	Direct		DE-SC0019084	81.049	Office of Science Financial Assistance Program	19,673	-
Energy, Department of	Direct		DE-SC0019118	81.049	Office of Science Financial Assistance Program	132,646	-
Energy, Department of	Direct		DE-SC0019172	81.049	Office of Science Financial Assistance Program	147,775	-
Energy, Department of	Direct		DE-SC0019184	81.049	Office of Science Financial Assistance Program	12,598	-
Energy, Department of	Direct		DE-SC0019186	81.049	Office of Science Financial Assistance Program	246,885	-
Energy, Department of	Direct		DE-SC0019187	81.049	Office of Science Financial Assistance Program	12,566	-
Energy, Department of	Direct		DE-SC0019193	81.049	Office of Science Financial Assistance Program	532,978	-
Energy, Department of	Direct		DE-SC0019225	81.049	Office of Science Financial Assistance Program	94,505	-
Energy, Department of	Direct		DE-SC0019255	81.049	Office of Science Financial Assistance Program	404,519	-
Energy, Department of	Direct		DE-SC0019278	81.049	Office of Science Financial Assistance Program	131,105	53,492
Energy, Department of	Direct		DE-SC0019758	81.049	Office of Science Financial Assistance Program	113,054	-
Energy, Department of	Pass-Through	Integrated Sensors, LLC	DE-FOA-0001940	81.049	Office of Science Financial Assistance Program	2,214	-
Energy, Department of	Pass-Through	Kent State University	400005-UM	81.049	Office of Science Financial Assistance Program	103,261	-
Energy, Department of	Pass-Through	Kitware, Inc	K002192-00-S01	81.049	Office of Science Financial Assistance Program	93,112	-
Energy, Department of	Pass-Through	Northwestern University	SP0027267-PROJ0007138	81.049	Office of Science Financial Assistance Program	123,602	-
Energy, Department of	Pass-Through	Ohio State University, The	60042071	81.049	Office of Science Financial Assistance Program	138,146	-
Energy, Department of	Pass-Through	Princeton University	SUB0000133	81.049	Office of Science Financial Assistance Program	72,243	-
Energy, Department of	Pass-Through	State University of New York (SUNY)	68799	81.049	Office of Science Financial Assistance Program	165,564	-
Energy, Department of	Pass-Through	State University of New York (SUNY)	82192/2/1148574	81.049	Office of Science Financial Assistance Program	13,151	-
Energy, Department of	Pass-Through	University of Rochester	417000G / UR FAO GR510576	81.049	Office of Science Financial Assistance Program	67,589	-
						\$ 14,825,571	\$ 1,990,817
Energy, Department of	Direct		DE-EE0006434	81.086	Conservation Research and Development	75,239	\$ -
Energy, Department of	Direct		DE-EE0006821	81.086	Conservation Research and Development	(2,354)	-
Energy, Department of	Direct		DE-EE0007212	81.086	Conservation Research and Development	480,524	-
Energy, Department of	Direct		DE-EE0007626	81.086	Conservation Research and Development	222,944	-
Energy, Department of	Direct		DE-EE0007979	81.086	Conservation Research and Development	233,029	-
Energy, Department of	Direct		DE-EE0008362	81.086	Conservation Research and Development	390,573	-
Energy, Department of	Direct		DE-EE0008456	81.086	Conservation Research and Development	57,553	-
Energy, Department of	Direct		DE-EE0008723	81.086	Conservation Research and Development	4,714	-
Energy, Department of	Pass-Through	Bosch	Agreement	81.086	Conservation Research and Development	8,369	-
Energy, Department of	Pass-Through	Daimler Benz of Stuttgart, Germany	Research Agrmt dtd 11/15/17	81.086	Conservation Research and Development	66,710	-
Energy, Department of	Pass-Through	Pennsylvania State University	555377-UM-DOE-7278	81.086	Conservation Research and Development	96,373	-
Energy, Department of	Pass-Through	Robert Bosch LLC. (dba Bosch USA)	DE-EE0007307-01	81.086	Conservation Research and Development	70,647	-
Energy, Department of	Pass-Through	The American Center for Mobility	DE-EE0008470-01	81.086	Conservation Research and Development	84,658	-
Energy, Department of	Pass-Through	United States Automotive Materials Partnership LLC	17-2992-AMP	81.086	Conservation Research and Development	186,271	-
Energy, Department of	Pass-Through	University of Southern California	93560722	81.086	Conservation Research and Development	299,556	-
Energy, Department of	Pass-Through	University of Virginia	GQ10067.157734	81.086	Conservation Research and Development	216,603	-
						\$ 2,491,409	\$ -
Energy, Department of	Direct		DE-EE0006708	81.087	Renewable Energy Research and Development	50,216	\$ -
Energy, Department of	Direct		DE-EE0007046	81.087	Renewable Energy Research and Development	7,511	-
Energy, Department of	Direct		DE-EE0007549	81.087	Renewable Energy Research and Development	220,429	-

University of Michigan  
Schedule of Expenditures of Federal Awards  
For the Year Ended June 30, 2019

Cluster Title/Federal Grantor/Program	Type	Pass-Through Grantor	Award Identifier	CFDA Number	CFDA Program Title	Federal Expenditures	Pass-Through
Energy, Department of	Direct		DE-EE0008086	81.087	Renewable Energy Research and Development	199,489	97,384
Energy, Department of	Direct		DE-EE0008093	81.087	Renewable Energy Research and Development	270,199	41,719
Energy, Department of	Direct		DE-EE0008482	81.087	Renewable Energy Research and Development	112,409	-
Energy, Department of	Direct		DE-EE0008526	81.087	Renewable Energy Research and Development	82,126	-
Energy, Department of	Direct		DE-EE0008561	81.087	Renewable Energy Research and Development	54,877	-
Energy, Department of	Pass-Through	American Institute of Chemical Engineers	DE-EE0007888-06-1B	81.087	Renewable Energy Research and Development	(31,234)	-
Energy, Department of	Pass-Through	American Institute of Chemical Engineers	DE-EE0007888-08-5	81.087	Renewable Energy Research and Development	9,471	-
Energy, Department of	Pass-Through	Ford Motor Company	RQ17-144R06	81.087	Renewable Energy Research and Development	33,470	-
Energy, Department of	Pass-Through	Re Vision Consulting, LLC	Research Agreement	81.087	Renewable Energy Research and Development	26,375	-
Energy, Department of	Pass-Through	University of California - Berkeley	PBCX01-EMCJB	81.087	Renewable Energy Research and Development	68,028	-
Energy, Department of	Pass-Through	University of Illinois-Urbana-Champaign	15851	81.087	Renewable Energy Research and Development	(4,184)	-
Energy, Department of	Pass-Through	Volvo Group Global	Agreement	81.087	Renewable Energy Research and Development	275,286	-
						\$ 1,374,468	\$ 139,103
Energy, Department of	Direct		DE-FE0025315	81.089	Fossil Energy Research and Development	\$ 116,884	\$ -
Energy, Department of	Direct		DE-FE0030684	81.089	Fossil Energy Research and Development	319,789	-
Energy, Department of	Direct		DE-FE0031228	81.089	Fossil Energy Research and Development	34,698	-
Energy, Department of	Pass-Through	Aerjet Corporation	200065051	81.089	Fossil Energy Research and Development	382,058	-
Energy, Department of	Pass-Through	University of Iowa	S00701-01	81.089	Fossil Energy Research and Development	13,986	-
Energy, Department of	Pass-Through	University of Texas at Austin	UTA16-000734	81.089	Fossil Energy Research and Development	84,070	-
Energy, Department of	Pass-Through	Washington University in St. Louis	WU-15-194	81.089	Fossil Energy Research and Development	8,604	-
						\$ 960,089	\$ -
Energy, Department of	Direct		DE-NA0002727	81.112	Stewardship Science Grant Program	\$ 4,006	\$ -
Energy, Department of	Direct		DE-NA0002723	81.112	Stewardship Science Grant Program	60,579	35,195
Energy, Department of	Direct		DE-NA0003527	81.112	Stewardship Science Grant Program	210,861	-
Energy, Department of	Direct		DE-NA0003606	81.112	Stewardship Science Grant Program	233,833	-
Energy, Department of	Direct		DE-NA0003869	81.112	Stewardship Science Grant Program	829,292	-
Energy, Department of	Pass-Through	Cornell University	83228-10967	81.112	Stewardship Science Grant Program	151,456	-
Energy, Department of	Pass-Through	Texas A & M University	M1803473	81.112	Stewardship Science Grant Program	269,289	-
Energy, Department of	Pass-Through	University of Nevada, Reno	UNR-16-70	81.112	Stewardship Science Grant Program	51,113	-
Energy, Department of	Pass-Through	University of Rochester	416233-G	81.112	Stewardship Science Grant Program	135,531	-
Energy, Department of	Pass-Through	University of Rochester	417539G/ UR FAO GR510909	81.112	Stewardship Science Grant Program	89,164	-
Energy, Department of	Pass-Through	William Marsh Rice University	R19071	81.112	Stewardship Science Grant Program	11,941	-
						\$ 2,047,065	\$ 35,195
Energy, Department of	Direct		DE-NA0002481	81.113	Defense Nuclear Nonproliferation Research	\$ 1,068	\$ -
Energy, Department of	Direct		DE-NA0002534	81.113	Defense Nuclear Nonproliferation Research	4,638,204	2,999,873
Energy, Department of	Direct		DE-NA0003920	81.113	Defense Nuclear Nonproliferation Research	2,372	-
Energy, Department of	Pass-Through	North Carolina State University	2014-0501-01	81.113	Defense Nuclear Nonproliferation Research	426,106	-
Energy, Department of	Pass-Through	North Carolina State University	2014-0501-01-F1	81.113	Defense Nuclear Nonproliferation Research	35,786	-
						\$ 5,103,536	\$ 2,999,873
					Energy Efficiency and Renewable Energy Information Dissemination, Outreach, Training and Technical Analysis/Assistance	\$ 25,528	\$ 49,614
Energy, Department of	Direct		DE-EE0005565	81.117	Nuclear Energy Research, Development and Demonstration	\$ 266,847	\$ -
Energy, Department of	Direct		DE-NE0000132	81.121	Nuclear Energy Research, Development and Demonstration	(192,064)	-
Energy, Department of	Direct		DE-NE0000639	81.121	Nuclear Energy Research, Development and Demonstration	(7,704)	-
Energy, Department of	Direct		DE-NE0008503	81.121	Nuclear Energy Research, Development and Demonstration	170,167	-
Energy, Department of	Direct		DE-NE0008519	81.121	Nuclear Energy Research, Development and Demonstration	139,825	-
Energy, Department of	Direct		DE-NE0008520	81.121	Nuclear Energy Research, Development and Demonstration	164,839	-
Energy, Department of	Direct		DE-NE0008632	81.121	Nuclear Energy Research, Development and Demonstration	272,166	108,067
Energy, Department of	Direct		DE-NE0008697	81.121	Nuclear Energy Research, Development and Demonstration	73,300	-
Energy, Department of	Direct		DE-NE0008781	81.121	Nuclear Energy Research, Development and Demonstration	140,626	13,696
Energy, Department of	Direct		DE-NE0008782	81.121	Nuclear Energy Research, Development and Demonstration	111,751	-
Energy, Department of	Direct		DE-NE0008783	81.121	Nuclear Energy Research, Development and Demonstration	76,675	-
Energy, Department of	Pass-Through	Carnegie-Mellon University	1070222-374895	81.121	Nuclear Energy Research, Development and Demonstration	38,910	-
Energy, Department of	Pass-Through	George Washington University	18-S36	81.121	Nuclear Energy Research, Development and Demonstration	50,357	-
Energy, Department of	Pass-Through	Georgia Technology Research Corporation	RF764-G6	81.121	Nuclear Energy Research, Development and Demonstration	(23,230)	-
Energy, Department of	Pass-Through	North Carolina State University	2016-1536-05	81.121	Nuclear Energy Research, Development and Demonstration	229,876	-
Energy, Department of	Pass-Through	Notre Dame University-Louaize, Lebanon (NDU)	Subaward DE-NE0008272	81.121	Nuclear Energy Research, Development and Demonstration	(2,954)	-
Energy, Department of	Pass-Through	Ohio State University, The	60046086/PO #RF01482663	81.121	Nuclear Energy Research, Development and Demonstration	43,332	-
Energy, Department of	Pass-Through	Oregon State University	G0156A-A	81.121	Nuclear Energy Research, Development and Demonstration	71,299	-
Energy, Department of	Pass-Through	Oregon State University	G0157A-A	81.121	Nuclear Energy Research, Development and Demonstration	161,191	-
Energy, Department of	Pass-Through	Pennsylvania State University	5724-UM-DOE-8717	81.121	Nuclear Energy Research, Development and Demonstration	197,577	-
Energy, Department of	Pass-Through	Purdue University	4105-77202	81.121	Nuclear Energy Research, Development and Demonstration	271,746	-
Energy, Department of	Pass-Through	Purdue University	4105-85097	81.121	Nuclear Energy Research, Development and Demonstration	110,604	-
Energy, Department of	Pass-Through	University of Illinois-Urbana-Champaign	088924-16618	81.121	Nuclear Energy Research, Development and Demonstration	9,042	-
Energy, Department of	Pass-Through	University of Massachusetts Lowell	S5190000030483	81.121	Nuclear Energy Research, Development and Demonstration	32,511	-
Energy, Department of	Pass-Through	University of Wisconsin	775K515	81.121	Nuclear Energy Research, Development and Demonstration	287,910	-
Energy, Department of	Pass-Through	Virginia Polytechnic Institute and State University	429353-19337	81.121	Nuclear Energy Research, Development and Demonstration	113,329	-
						\$ 2,807,568	\$ 121,763
Energy, Department of	Pass-Through	Stanford University	60545512-107908	81.124	Predictive Science Academic Alliance Program	\$ 107,156	\$ -
Energy, Department of	Pass-Through	University of Illinois-Urbana-Champaign	Grant Code AA540; Subaward No.	81.124	Predictive Science Academic Alliance Program	30,669	-
						\$ 137,825	\$ -
Energy, Department of	Direct		DE-AR0000653	81.135	Advanced Research Projects Agency - Energy	\$ 837,487	\$ 4,296.00
Energy, Department of	Direct		DE-AR0000659	81.135	Advanced Research Projects Agency - Energy	606,496	-
Energy, Department of	Direct		DE-AR0000715	81.135	Advanced Research Projects Agency - Energy	147,881	129,889

University of Michigan  
Schedule of Expenditures of Federal Awards  
For the Year Ended June 30, 2019

Cluster Title/Federal Grantor/Program	Type	Pass-Through Grantor	Award Identifier	CFDA Number	CFDA Program Title	Federal Expenditures	Pass-Through
Energy, Department of	Direct		DE-AR0000797	81.135	Advanced Research Projects Agency - Energy	489,928	104,824
Energy, Department of	Pass-Through	Southwest Research Institute	K99085KJ	81.135	Advanced Research Projects Agency - Energy	140,227	-
Energy, Department of	Pass-Through	University of Delaware	46101	81.135	Advanced Research Projects Agency - Energy	198,009	-
Energy, Department of	Pass-Through	University of Maryland, The	56289 - Z7218004	81.135	Advanced Research Projects Agency - Energy	238,786	-
Energy, Department of	Pass-Through	Yale University	GR106208(CON-80001763)	81.135	Advanced Research Projects Agency - Energy	4,880	-
						\$ 2,663,694	\$ 239,009
			Total Energy, Department of			\$ 41,442,970	\$ 6,015,529
Education, Department of	Pass-Through	Flint Community Schools	MOU	84.RD		(2)	-
Education, Department of	Pass-Through	Flint Community Schools	MOU	84.RD		(2)	-
Education, Department of	Pass-Through	Grand Rapids Public Schools	MOU 2018-2019	84.RD		15,000	-
Education, Department of	Pass-Through	Michigan, State of, Education, Department of	Agreement	84.RD		561,781	-
Education, Department of	Pass-Through	Michigan, State of, Education, Department of	MOU FY2019	84.RD		193,427	-
Education, Department of	Pass-Through	Ypsilanti Community Schools	MOU 2018-2019	84.RD		15,000	-
						\$ 785,204	\$ -
Education, Department of	Direct		P015A140090 (NRC)	84.015	National Resource Centers Program for Foreign Language and Area Studies or Foreign Language and International Studies Program and Foreign Language and Area Studies Fellowship Program	34,656	-
Education, Department of	Direct		P015A140091 (NRC)	84.015	National Resource Centers Program for Foreign Language and Area Studies or Foreign Language and International Studies Program and Foreign Language and Area Studies Fellowship Program	43,368	-
Education, Department of	Direct		P015A140093 (NRC)	84.015	National Resource Centers Program for Foreign Language and Area Studies or Foreign Language and International Studies Program and Foreign Language and Area Studies Fellowship Program	94,160	-
Education, Department of	Direct		P015A140095 (NRC)	84.015	National Resource Centers Program for Foreign Language and Area Studies or Foreign Language and International Studies Program and Foreign Language and Area Studies Fellowship Program	66,725	-
Education, Department of	Direct		P015A140100	84.015	National Resource Centers Program for Foreign Language and Area Studies or Foreign Language and International Studies Program and Foreign Language and Area Studies Fellowship Program	76,505	-
Education, Department of	Direct		P015A180105	84.015	National Resource Centers Program for Foreign Language and Area Studies or Foreign Language and International Studies Program and Foreign Language and Area Studies Fellowship Program	198,503	-
Education, Department of	Direct		P015A180106	84.015	National Resource Centers Program for Foreign Language and Area Studies or Foreign Language and International Studies Program and Foreign Language and Area Studies Fellowship Program	181,648	-
Education, Department of	Direct		P015A180107	84.015	National Resource Centers Program for Foreign Language and Area Studies or Foreign Language and International Studies Program and Foreign Language and Area Studies Fellowship Program	146,111	-
Education, Department of	Direct		P015A180108	84.015	National Resource Centers Program for Foreign Language and Area Studies or Foreign Language and International Studies Program and Foreign Language and Area Studies Fellowship Program	93,000	-
Education, Department of	Direct		P015A180114	84.015	National Resource Centers Program for Foreign Language and Area Studies or Foreign Language and International Studies Program and Foreign Language and Area Studies Fellowship Program	161,902	5,436
Education, Department of	Direct		P015B140090 (FLAS)	84.015	National Resource Centers Program for Foreign Language and Area Studies or Foreign Language and International Studies Program and Foreign Language and Area Studies Fellowship Program	3,397	-
Education, Department of	Direct		P015B140091 (FLAS)	84.015	National Resource Centers Program for Foreign Language and Area Studies or Foreign Language and International Studies Program and Foreign Language and Area Studies Fellowship Program	3,360	-
Education, Department of	Direct		P015B140092	84.015	National Resource Centers Program for Foreign Language and Area Studies or Foreign Language and International Studies Program and Foreign Language and Area Studies Fellowship Program	12,542	-
Education, Department of	Direct		P015B140093 (FLAS)	84.015	National Resource Centers Program for Foreign Language and Area Studies or Foreign Language and International Studies Program and Foreign Language and Area Studies Fellowship Program	4,072	-
Education, Department of	Direct		P015B140095 (FLAS)	84.015	National Resource Centers Program for Foreign Language and Area Studies or Foreign Language and International Studies Program and Foreign Language and Area Studies Fellowship Program	16,663	-



University of Michigan  
Schedule of Expenditures of Federal Awards  
For the Year Ended June 30, 2019

Cluster Title/Federal Grantor/Program	Type	Pass-Through Grantor	Award Identifier	CFDA Number	CFDA Program Title	Federal Expenditures	Pass-Through
Education, Department of	Direct		P015B140100	84.015	National Resource Centers Program for Foreign Language and Area Studies or Foreign Language and International Studies Program and Foreign Language and Area Studies Fellowship Program	7,250	-
Education, Department of	Direct		P015B180105	84.015	National Resource Centers Program for Foreign Language and Area Studies or Foreign Language and International Studies Program and Foreign Language and Area Studies Fellowship Program	382,800	-
Education, Department of	Direct		P015B180106	84.015	National Resource Centers Program for Foreign Language and Area Studies or Foreign Language and International Studies Program and Foreign Language and Area Studies Fellowship Program	191,414	-
Education, Department of	Direct		P015B180107	84.015	National Resource Centers Program for Foreign Language and Area Studies or Foreign Language and International Studies Program and Foreign Language and Area Studies Fellowship Program	312,332	-
Education, Department of	Direct		P015B180108	84.015	National Resource Centers Program for Foreign Language and Area Studies or Foreign Language and International Studies Program and Foreign Language and Area Studies Fellowship Program	280,250	-
Education, Department of	Direct		P015B180110	84.015	National Resource Centers Program for Foreign Language and Area Studies or Foreign Language and International Studies Program and Foreign Language and Area Studies Fellowship Program	332,800	-
Education, Department of	Direct		P015B180114	84.015	National Resource Centers Program for Foreign Language and Area Studies or Foreign Language and International Studies Program and Foreign Language and Area Studies Fellowship Program	308,439	-
Education, Department of	Direct		P022A150008	84.022	Overseas Programs - Doctoral Dissertation Research Abroad	\$ (139)	\$ -
Education, Department of	Direct		P022A160004	84.022	Overseas Programs - Doctoral Dissertation Research Abroad	(8,913)	-
Education, Department of	Direct		P022A170002	84.022	Overseas Programs - Doctoral Dissertation Research Abroad	(1,912)	-
Education, Department of	Direct		P022A180037	84.022	Overseas Programs - Doctoral Dissertation Research Abroad	41,718	-
Education, Department of	Direct		P200A150164	84.200	Graduate Assistance in Areas of National Need	\$ (42,029)	\$ -
Education, Department of	Direct		P200A150170	84.200	Graduate Assistance in Areas of National Need	183,425	-
Education, Department of	Direct		U215J180081-19	84.215	Innovative Approaches to Literacy, Full-service Community Schools; and Promise Neighborhoods	\$ 135,372	\$ -
Education, Department of	Direct		R305A120811	84.305	Education Research, Development and Dissemination	\$ 173,037	\$ 78,338.00
Education, Department of	Direct		R305A140059	84.305	Education Research, Development and Dissemination	83,397	56,249
Education, Department of	Direct		R305A140363	84.305	Education Research, Development and Dissemination	41,675	41,675
Education, Department of	Direct		R305A140647	84.305	Education Research, Development and Dissemination	(16,627)	-
Education, Department of	Direct		R305A150163	84.305	Education Research, Development and Dissemination	235,756	117,879
Education, Department of	Direct		R305A170489	84.305	Education Research, Development and Dissemination	276,581	-
Education, Department of	Direct		R305B150012-19	84.305	Education Research, Development and Dissemination	733,127	-
Education, Department of	Direct		R305B170015-19	84.305	Education Research, Development and Dissemination	87,342	-
Education, Department of	Direct		R305H140028	84.305	Education Research, Development and Dissemination	331,859	171,285
Education, Department of	Pass-Through	MDRC	R305N160018	84.305	Education Research, Development and Dissemination	39,879	-
Education, Department of	Pass-Through	Miami University	G02732	84.305	Education Research, Development and Dissemination	229,451	-
Education, Department of	Pass-Through	New York University	F0255-04	84.305	Education Research, Development and Dissemination	1,426	-
Education, Department of	Pass-Through	New York University	F7627-01	84.305	Education Research, Development and Dissemination	82,273	-
Education, Department of	Pass-Through	Northwestern University	SP0034839-PROJ0009317	84.305	Education Research, Development and Dissemination	9,076	-
Education, Department of	Pass-Through	Society for Research on Educational Effectiveness (SREE)	Consultancy Agreement	84.305	Education Research, Development and Dissemination	24,964	-
Education, Department of	Pass-Through	University of Minnesota	P005236601	84.305	Education Research, Development and Dissemination	825	-
Education, Department of	Direct		R324A150023	84.324	Research in Special Education	\$ 418,517	\$ 188,588.00
Education, Department of	Direct		R324B180003	84.324	Research in Special Education	226,958	-
Education, Department of	Direct		R324U180001	84.324	Research in Special Education	80,481	9,206.00
						\$ 725,956	\$ 197,794
Education, Department of	Direct		H325D160032	84.325	Special Education - Personnel Development to Improve Services and Results for Children with Disabilities	\$ 312,600	\$ -
Education, Department of	Pass-Through	Michigan, State of, Department of Talent and Economic Development	16-00-11	84.334	Gaining Early Awareness and Readiness for Undergraduate Programs	\$ 43,496	\$ -
Education, Department of	Pass-Through	Michigan, State of, Department of Talent and Economic Development	16-00-13	84.334	Gaining Early Awareness and Readiness for Undergraduate Programs	6,657	-
Education, Department of	Pass-Through	Michigan, State of, Department of Talent and Economic Development	16-00-18	84.334	Gaining Early Awareness and Readiness for Undergraduate Programs	(2,682)	-
Education, Department of	Pass-Through	Michigan, State of, Department of Talent and Economic Development	16-00-19	84.334	Gaining Early Awareness and Readiness for Undergraduate Programs	27,917	-
Education, Department of	Pass-Through	Michigan, State of, Department of Talent and Economic Development	18-00-13	84.334	Gaining Early Awareness and Readiness for Undergraduate Programs	6,605	-
Education, Department of	Pass-Through	Michigan, State of, Department of Talent and Economic Development	18-00-17	84.334	Gaining Early Awareness and Readiness for Undergraduate Programs	81,836	-
Education, Department of	Pass-Through	Michigan, State of, Department of Talent and Economic Development	P334S110025-17	84.334	Gaining Early Awareness and Readiness for Undergraduate Programs	20,890	-

University of Michigan  
Schedule of Expenditures of Federal Awards  
For the Year Ended June 30, 2019

Cluster Title/Federal Grantor/Program	Type	Pass-Through Grantor	Award Identifier	CFDA Number	CFDA Program Title	Federal Expenditures	Pass-Through
Education, Department of	Pass-Through	Michigan, State of, Strategic Fund	10-00-12	84.334	Gaining Early Awareness and Readiness for Undergraduate Programs	15,915	-
Education, Department of	Pass-Through	Michigan, State of, Strategic Fund	16-00-12	84.334	Gaining Early Awareness and Readiness for Undergraduate Programs	(5,085)	-
Education, Department of	Pass-Through	Michigan, State of, Department of Talent and Economic Development	16-00-11	84.344	TRIO_Dissemination Partnership Grants	\$ 195,549	\$ -
Education, Department of	Pass-Through	Tennessee, State of	0000024026 / 33105-04117 / 515	84.372	Statewide Longitudinal Data Systems	\$ 41	\$ -
			Total Education, Department of			\$ 119,326	\$ -
						\$ 7,732,136	\$ 668,656
Health and Human Services, Department of	Direct		14IPA1405517	93.RD		\$ (30)	\$ -
Health and Human Services, Department of	Direct		16IPA1604636 Mod2	93.RD		29,769	-
Health and Human Services, Department of	Direct		18IPA1806125	93.RD		6,482	-
Health and Human Services, Department of	Direct		18IPA1816749	93.RD		19,122	-
Health and Human Services, Department of	Direct		19IPA1911955	93.RD		5,103	-
Health and Human Services, Department of	Direct		200-2010-33976	93.RD		6,741,740	-
Health and Human Services, Department of	Direct		200-2017-95888	93.RD		169,405	-
Health and Human Services, Department of	Direct		2019-05-HP-NEW	93.RD		11,812	-
Health and Human Services, Department of	Direct		75FCMC18D00041	93.RD		2,680,106	-
Health and Human Services, Department of	Direct		75N95019C00017	93.RD		88,382	-
Health and Human Services, Department of	Direct		75N95019C00017	93.RD		73,901	-
Health and Human Services, Department of	Direct		HHSF223201510146C	93.RD		482,720	-
Health and Human Services, Department of	Direct		HHSF223201510157C	93.RD		291,677	133,812
Health and Human Services, Department of	Direct		HHSF223201510170C	93.RD		243,236	-
Health and Human Services, Department of	Direct		HHSF223201810187C	93.RD		134,311	-
Health and Human Services, Department of	Direct		HHSN268201100026C	93.RD		588,344	85,686
Health and Human Services, Department of	Direct		HHSN268201600006I	93.RD		296,011	-
Health and Human Services, Department of	Direct		HHSN268201700004C	93.RD		786,858	-
Health and Human Services, Department of	Direct		HHSN268201800002I	93.RD		4,946,271	493,318
Health and Human Services, Department of	Direct		HHSN271201400033C	93.RD		649,695	-
Health and Human Services, Department of	Direct		HHSN272201600049C	93.RD		2,839,621	-
Health and Human Services, Department of	Direct		HHSN276201400001C	93.RD		1,776,658	426,101
Health and Human Services, Department of	Direct		HHSN276201400001C	93.RD		303,509	-
Health and Human Services, Department of	Direct		HHSN276201400001C	93.RD		15,594	-
Health and Human Services, Department of	Pass-Through	Abt Associates, Inc.	49104	93.RD		23,107	-
Health and Human Services, Department of	Pass-Through	Abt Associates, Inc.	44098 / AG-3198-C-14-0017	93.RD		13,706	-
Health and Human Services, Department of	Pass-Through	Alaska, State of	0617-130	93.RD		1,055	-
Health and Human Services, Department of	Pass-Through	Albany College of Pharmacy	2016-728-1	93.RD		15,134	-
Health and Human Services, Department of	Pass-Through	American Indian Health and Family Services of SE Michigan, Inc (AIHFS)	RA Eff.07/31/19	93.RD		4,488	-
Health and Human Services, Department of	Pass-Through	American Indian Health and Family Services of SE Michigan, Inc (AIHFS)	Research Agreement	93.RD		2,746	-
Health and Human Services, Department of	Pass-Through	Arbor Research Collaborative For Health	75FCMC18D0016/Task 75FCMC19F00	93.RD		93,810	-
Health and Human Services, Department of	Pass-Through	Arbor Research Collaborative For Health	HHSN-500_T0003	93.RD		164,777	-
Health and Human Services, Department of	Pass-Through	Arbor Research Collaborative For Health	HHSN-500-2014-0029ITask HHSN-5	93.RD		396	-
Health and Human Services, Department of	Pass-Through	Arbor Research Collaborative For Health	HHSN-500-T003	93.RD		327,783	-
Health and Human Services, Department of	Pass-Through	ArchieMD, Inc.	Agreement	93.RD		(300)	-
Health and Human Services, Department of	Pass-Through	Association of University Centers on Disabilities	AUCD	93.RD		2,957	-
Health and Human Services, Department of	Pass-Through	ATGC, Inc	Subcontract	93.RD		157,226	-
Health and Human Services, Department of	Pass-Through	Biocrede, Inc	Research Agreement	93.RD		(4,144)	-
Health and Human Services, Department of	Pass-Through	BlueWillow Biologics, Inc.	17030-276 Study A NBRA	93.RD		13	-
Health and Human Services, Department of	Pass-Through	BlueWillow Biologics, Inc.	Roundtable Research	93.RD		29	-
Health and Human Services, Department of	Pass-Through	BlueWillow Biologics, Inc.	Roundtable Research Agreement	93.RD		26	-
Health and Human Services, Department of	Pass-Through	Case Western Reserve University	RESS13359	93.RD		68,944	-
Health and Human Services, Department of	Pass-Through	Catholic Social Services	Agreement	93.RD		20,469	-
Health and Human Services, Department of	Pass-Through	Catholic Social Services	Subcontracting Request	93.RD		35,847	-
Health and Human Services, Department of	Pass-Through	Center for Policy Research (CPR)	Second Tier Subaward Agreement	93.RD		10,659	-
Health and Human Services, Department of	Pass-Through	Chaperone Therapeutics, Inc	Roundtable Research Agreement	93.RD		746	-
Health and Human Services, Department of	Pass-Through	Cleveland Clinic Foundation	953-SUB	93.RD		114,099	-
Health and Human Services, Department of	Pass-Through	COPD Foundation, Inc	FDP CR Sub agreement	93.RD		108,010	-
Health and Human Services, Department of	Pass-Through	Duke University	203-8171	93.RD		11,255	-
Health and Human Services, Department of	Pass-Through	Duke University	203-8327	93.RD		986	-
Health and Human Services, Department of	Pass-Through	Duke University	A030563	93.RD		11,597	-
Health and Human Services, Department of	Pass-Through	Duke University	A030692	93.RD		4,746	-
Health and Human Services, Department of	Pass-Through	Echelon Biosciences, Inc (EBI)	13-PAF05069	93.RD		22,869	-
Health and Human Services, Department of	Pass-Through	Exo Dynamics, LLC	Roundtable Research Agreement	93.RD		17,915	-
Health and Human Services, Department of	Pass-Through	Flint, City of	Research Agreement	93.RD		112,395	-
Health and Human Services, Department of	Pass-Through	GreenMark Biomedical, Inc.	Research Agreement	93.RD		65,442	-
Health and Human Services, Department of	Pass-Through	Health Research and Educational Trust	80772	93.RD		179,833	-
Health and Human Services, Department of	Pass-Through	Health Research and Educational Trust	80776	93.RD		16,187	-
Health and Human Services, Department of	Pass-Through	Health Research and Educational Trust	87707	93.RD		178,723	-
Health and Human Services, Department of	Pass-Through	Health Research and Educational Trust	87713	93.RD		43,508	-
Health and Human Services, Department of	Pass-Through	Hennepin Healthcare Research Institute (HHRI)	HHSH250201500009C	93.RD		33,339	-
Health and Human Services, Department of	Pass-Through	Hennepin Healthcare Research Institute (HHRI)	HHSH250201500009C	93.RD		9,718	-
Health and Human Services, Department of	Pass-Through	Indiana University	IN4684929UM	93.RD		45,745	-
Health and Human Services, Department of	Pass-Through	Innovative Bio Therapies (IBT)	Project Specif Addendum	93.RD		15,954	-
Health and Human Services, Department of	Pass-Through	Innovative Bio Therapies (IBT)	Project Specific Addendum to M	93.RD		18,898	-
Health and Human Services, Department of	Pass-Through	Invenio Imaging, Inc.	Research Agreement	93.RD		(15,514)	-
Health and Human Services, Department of	Pass-Through	Joslin Diabetes Center	19-880-10	93.RD		18,003	-

University of Michigan  
Schedule of Expenditures of Federal Awards  
For the Year Ended June 30, 2019

Cluster Title/Federal Grantor/Program	Type	Pass-Through Grantor	Award Identifier	CFDA Number	CFDA Program Title	Federal Expenditures	Pass-Through
Health and Human Services, Department of	Pass-Through	Kaiser Permanente Northern California	209443-01	93.RD		173,186	-
Health and Human Services, Department of	Pass-Through	Kaiser Permanente Research Foundation Institute	RNG209451-DFCI-01 Contract IHR	93.RD		14,808	-
Health and Human Services, Department of	Pass-Through	Leidos Biomedical Research, Inc.	15X118	93.RD		128,359	-
Health and Human Services, Department of	Pass-Through	Leidos Biomedical Research, Inc.	19X025Q/Task HHSN261000062	93.RD		20,338	-
Health and Human Services, Department of	Pass-Through	Lewin Group	01.05645.010	93.RD		1,099,774	-
Health and Human Services, Department of	Pass-Through	Materna Medical, Inc.	096987	93.RD		49,433	-
Health and Human Services, Department of	Pass-Through	MDI Therapeutics	17R43AR074318701	93.RD		44,978	-
Health and Human Services, Department of	Pass-Through	Medical College of Wisconsin	PO1764520 HHSN26100006	93.RD		118,081	-
Health and Human Services, Department of	Pass-Through	Michigan Critical Care Consultants, Inc. (dba MC3, Inc.)	SBIR I - Small Business Innova	93.RD		(2,304)	-
Health and Human Services, Department of	Pass-Through	Michigan Primary Care Association	Agreement	93.RD		178,366	-
Health and Human Services, Department of	Pass-Through	Michigan Primary Care Association	Agreement	93.RD		89,133	-
Health and Human Services, Department of	Pass-Through	Michigan Primary Care Association	Agreement	93.RD		52,149	-
Health and Human Services, Department of	Pass-Through	Michigan Primary Care Association	Agreement	93.RD		44,660	-
Health and Human Services, Department of	Pass-Through	Michigan Primary Care Association	Agreement	93.RD		40,265	-
Health and Human Services, Department of	Pass-Through	Michigan Primary Care Association	Agreement	93.RD		31,824	-
Health and Human Services, Department of	Pass-Through	Michigan Primary Care Association	Agreement	93.RD		29,898	-
Health and Human Services, Department of	Pass-Through	Michigan Primary Care Association	Agreement	93.RD		17,279	-
Health and Human Services, Department of	Pass-Through	Michigan Primary Care Association	Agreement	93.RD		15,991	-
Health and Human Services, Department of	Pass-Through	Michigan Primary Care Association	Check	93.RD		441	-
Health and Human Services, Department of	Pass-Through	Michigan Primary Care Association	Grant Agreement	93.RD		483,307	-
Health and Human Services, Department of	Pass-Through	Michigan Primary Care Association	Grant Agreement	93.RD		148,205	-
Health and Human Services, Department of	Pass-Through	Michigan Primary Care Association	Grant Agreement	93.RD		139,682	-
Health and Human Services, Department of	Pass-Through	Michigan Primary Care Association	Grant Agreement	93.RD		134,453	-
Health and Human Services, Department of	Pass-Through	Michigan Primary Care Association	Grant Agreement	93.RD		106,422	-
Health and Human Services, Department of	Pass-Through	Michigan Primary Care Association	Grant Agreement	93.RD		104,469	-
Health and Human Services, Department of	Pass-Through	Michigan Primary Care Association	Grant Agreement	93.RD		103,448	-
Health and Human Services, Department of	Pass-Through	Michigan Primary Care Association	Grant Agreement	93.RD		99,972	-
Health and Human Services, Department of	Pass-Through	Michigan Primary Care Association	RAHS Beecher HS	93.RD		50	-
Health and Human Services, Department of	Pass-Through	Michigan Public Health Institute	20180228-00	93.RD		1,717	-
Health and Human Services, Department of	Pass-Through	Michigan Public Health Institute	A-32028-115-504200	93.RD		16,589	-
Health and Human Services, Department of	Pass-Through	Michigan Public Health Institute	G-30327-115-504200	93.RD		19,005	-
Health and Human Services, Department of	Pass-Through	Michigan Public Health Institute	Q-30212-115-504200	93.RD		30,458	-
Health and Human Services, Department of	Pass-Through	Michigan Public Health Institute	Q-30335-115-504200	93.RD		5,767	-
Health and Human Services, Department of	Pass-Through	Michigan State University	RC109445 UM	93.RD		12,574	-
Health and Human Services, Department of	Pass-Through	Michigan, State of, Health and Human Services, Department of	E20180568-001	93.RD		281,320	-
Health and Human Services, Department of	Pass-Through	Michigan, State of, Health and Human Services, Department of	E20180569-001	93.RD		133,662	-
Health and Human Services, Department of	Pass-Through	Michigan, State of, Health and Human Services, Department of	E20180672-001	93.RD		159,614	-
Health and Human Services, Department of	Pass-Through	Michigan, State of, Health and Human Services, Department of	E20182766-00	93.RD		9,385	-
Health and Human Services, Department of	Pass-Through	Michigan, State of, Health and Human Services, Department of	E20183028-00	93.RD		130,869	-
Health and Human Services, Department of	Pass-Through	Muse Technologies	dtid 6/1/08 K# 2R42PR22942-02	93.RD		(24,573)	-
Health and Human Services, Department of	Pass-Through	New England Research Institute	PROCUREMENT SERVICES AGREEM	93.RD		75,220	-
Health and Human Services, Department of	Pass-Through	New England Research Institute	Procurement Services Agreement	93.RD		46,040	-
Health and Human Services, Department of	Pass-Through	New England Research Institute	PROCUREMENT SERVICES AGREEM	93.RD		38,301	-
Health and Human Services, Department of	Pass-Through	New England Research Institute	Procurement Services Agreement	93.RD		24,534	-
Health and Human Services, Department of	Pass-Through	New England Research Institute	Services Agreement	93.RD		50,552	-
Health and Human Services, Department of	Pass-Through	North Dakota Farm Bureau Foundation	Letter dtid 10/31/08	93.RD		453	-
Health and Human Services, Department of	Pass-Through	Northeastern University	500559-78051	93.RD		112,867	-
Health and Human Services, Department of	Pass-Through	Northwell Health	500678 UMICH	93.RD		130,820	-
Health and Human Services, Department of	Pass-Through	Northwell Health	500678 UMICH	93.RD		(3,836)	-
Health and Human Services, Department of	Pass-Through	Northwestern University	SP0033779 60044358 UM	93.RD		6,318	-
Health and Human Services, Department of	Pass-Through	Northwestern University	SP0050142-PROJ0014044	93.RD		12,866	-
Health and Human Services, Department of	Pass-Through	NOTA Laboratories LLC	Roundtable Research Agmt	93.RD		18,978	-
Health and Human Services, Department of	Pass-Through	Opsidio, LLC	Research Agreement	93.RD		55,800	-
Health and Human Services, Department of	Pass-Through	PreDxion Bio, Inc.	Research Agreement	93.RD		22,365	-
Health and Human Services, Department of	Pass-Through	Prentke Romich Company	STTR research agreement	93.RD		13,900	-
Health and Human Services, Department of	Pass-Through	Research Triangle Institute (RTI)	21-312-0214643-65091L	93.RD		184,832	79,352
Health and Human Services, Department of	Pass-Through	Rush University Medical Center	17061501-Sub02	93.RD		29,116	-
Health and Human Services, Department of	Pass-Through	Scripps Research Institute, The	5-27048	93.RD		28,520	-
Health and Human Services, Department of	Pass-Through	Social & Scientific Systems, Inc.	PHR-SSS-S-17-005257	93.RD		18,424	-
Health and Human Services, Department of	Pass-Through	Sonetics Ultrasound, Inc.	1U01EB020587-01	93.RD		81,320	-
Health and Human Services, Department of	Pass-Through	St. Jude Children's Research Hospital	112092030-7698282	93.RD		28,518	24,285
Health and Human Services, Department of	Pass-Through	St. Jude Children's Research Hospital	112092060 7875929	93.RD		201	-
Health and Human Services, Department of	Pass-Through	St. Jude Children's Research Hospital	112103011-7790714	93.RD		100,519	-
Health and Human Services, Department of	Pass-Through	St. Jude Children's Research Hospital	112103021-7850387	93.RD		103,413	-
Health and Human Services, Department of	Pass-Through	St. Jude Children's Research Hospital	112104020-7793820	93.RD		196,098	124,606
Health and Human Services, Department of	Pass-Through	St. Jude Children's Research Hospital	112104030-7848353	93.RD		386,777	225,555
Health and Human Services, Department of	Pass-Through	St. Jude Children's Research Hospital	112107010-7853514	93.RD		101,344	-
Health and Human Services, Department of	Pass-Through	St. Jude Children's Research Hospital	112107015-7854642	93.RD		55,141	-
Health and Human Services, Department of	Pass-Through	St. Jude Children's Research Hospital	744880/112104031	93.RD		41,564	-
Health and Human Services, Department of	Pass-Through	State University of New York (SUNY)	18-25	93.RD		55,551	-
Health and Human Services, Department of	Pass-Through	State University of New York (SUNY)	R1148996	93.RD		7,525	-
Health and Human Services, Department of	Pass-Through	State University of New York at Buffalo	R1097484	93.RD		2,953	-
Health and Human Services, Department of	Pass-Through	Tensive Controls, Inc.	Research Subaward	93.RD		148,205	-
Health and Human Services, Department of	Pass-Through	The University of Texas MD Anderson Cancer Center	00001138	93.RD		2,272	-
Health and Human Services, Department of	Pass-Through	Therapeutics System Research Lab, Inc. (TSRL, Inc.)	20161107	93.RD		(24,493)	-
Health and Human Services, Department of	Pass-Through	Therapeutics System Research Lab, Inc. (TSRL, Inc.)	Subcontract 2018-7655	93.RD		19,502	-

University of Michigan  
Schedule of Expenditures of Federal Awards  
For the Year Ended June 30, 2019

Cluster Title/Federal Grantor/Program	Type	Pass-Through Grantor	Award Identifier	CFDA Number	CFDA Program Title	Federal Expenditures	Pass-Through
Health and Human Services, Department of	Pass-Through	Tufts Medical Center	5015500-SERV	93.RD		\$ 51,911	-
Health and Human Services, Department of	Pass-Through	United Automobile Workers	Program Evaluation Agreement	93.RD		\$ 127,266	-
Health and Human Services, Department of	Pass-Through	University of California-Santa Cruz	A18-0757-S004-P0688537	93.RD		\$ 149,938	-
Health and Human Services, Department of	Pass-Through	University of Ghana School of Medicine and Dentistry	9U54DK116913-06	93.RD		\$ 75,145	-
Health and Human Services, Department of	Pass-Through	University of Minnesota	N006662505	93.RD		\$ 53,794	-
Health and Human Services, Department of	Pass-Through	University of Rochester	417170	93.RD		\$ 9,341	-
Health and Human Services, Department of	Pass-Through	University of Rochester	417406G / UR FAO GR510834	93.RD		\$ 27,690	-
Health and Human Services, Department of	Pass-Through	University of Southern California	78650327	93.RD		\$ 25,557	-
Health and Human Services, Department of	Pass-Through	University of Southern California	102639403	93.RD		\$ 143,305	-
Health and Human Services, Department of	Pass-Through	VLP Biotech, Inc	NAID #1R41A1122594-02	93.RD		\$ 6,367	-
						\$ 32,219,327	\$ 1,592,715
Health and Human Services, Department of	Direct		5 D85 HP30827-03-00	93.059	Training in General, Pediatric, and Public Health Dentistry	\$ 133,977	\$ -
Health and Human Services, Department of	Direct		5 R01 TS000289-02-00	93.061	Innovations in Applied Public Health Research	\$ 427,168	\$ -
Health and Human Services, Department of	Pass-Through	Michigan Primary Care Association	Award Letter dtd 23Mar18	93.070	Environmental Public Health and Emergency Response Hospital Preparedness Program (HPP) and Public Health Emergency Preparedness (PHEP) Aligned Cooperative Agreements	\$ 927	\$ -
Health and Human Services, Department of	Pass-Through	Michigan, State of, Health and Human Services, Department of	E20171181-002	93.074	Hospital Preparedness Program (HPP) and Public Health Emergency Preparedness (PHEP) Aligned Cooperative Agreements	\$ (1,202)	\$ -
Health and Human Services, Department of	Pass-Through	Michigan, State of, Health and Human Services, Department of	E20182710-00	93.074	Hospital Preparedness Program (HPP) and Public Health Emergency Preparedness (PHEP) Aligned Cooperative Agreements	\$ 19,894	\$ -
Health and Human Services, Department of	Pass-Through	Michigan, State of, Health and Human Services, Department of	E20192737-00/Proj. BK	93.074	Hospital Preparedness Program (HPP) and Public Health Emergency Preparedness (PHEP) Aligned Cooperative Agreements	\$ 91,824	\$ -
						\$ 110,516	\$ -
Health and Human Services, Department of	Direct		5 U54CA229974 02	93.077	Family Smoking Prevention and Tobacco Control Act Regulatory Research	\$ 1,403,347	\$ 319,049
Health and Human Services, Department of	Pass-Through	Georgetown University	GR410103	93.077	Family Smoking Prevention and Tobacco Control Act Regulatory Research	\$ 10,141	\$ -
						\$ 1,413,488	\$ 319,049
Health and Human Services, Department of	Pass-Through	Hemophilia Foundation of Michigan	CDC 18-19-446	93.080	Blood Disorder Program: Prevention, Surveillance, and Research	\$ 9,497	\$ -
Health and Human Services, Department of	Pass-Through	Hemophilia Foundation of Michigan	CDC-17-18-446	93.080	Blood Disorder Program: Prevention, Surveillance, and Research	\$ 22,013	\$ -
						\$ 31,510	\$ -
Health and Human Services, Department of	Direct		3 U01IP000974-02S1	93.083	Prevention of Disease, Disability, and Death through Immunization and Control of Respiratory and Related Diseases	\$ (6,826)	\$ -
Health and Human Services, Department of	Direct		5 U01 IP000965-03	93.083	Prevention of Disease, Disability, and Death through Immunization and Control of Respiratory and Related Diseases	\$ 181,236	\$ -
Health and Human Services, Department of	Direct		5 U01 IP000974-04-00	93.083	Prevention of Disease, Disability, and Death through Immunization and Control of Respiratory and Related Diseases	\$ 739,411	\$ 208,494
						\$ 913,821	\$ 208,494
Health and Human Services, Department of	Pass-Through	Rush University Medical Center	15122902-Sub01	93.084	Prevention of Disease, Disability, and Death by Infectious Diseases	\$ 214,491	\$ -
Health and Human Services, Department of	Pass-Through	Rush University Medical Center	Hayden_CPIEI_CORE Subaward Ag	93.084	Prevention of Disease, Disability, and Death by Infectious Diseases	\$ 58,041	\$ -
						\$ 272,532	\$ -
Health and Human Services, Department of	Direct		90PR0009-01-01	93.086	Healthy Marriage Promotion and Responsible Fatherhood Grants	\$ 26,605	\$ -
Health and Human Services, Department of	Pass-Through	Temple University	Second Tier Subaward Agreement	93.086	Healthy Marriage Promotion and Responsible Fatherhood Grants	\$ 773	\$ -
						\$ 27,378	\$ -
Health and Human Services, Department of	Direct		5 R01 FD005085-04	93.103	Food and Drug Administration Research	\$ 270,072	\$ 77,262
Health and Human Services, Department of	Direct		5 R01 FD005393-02	93.103	Food and Drug Administration Research	\$ 300,976	\$ -
Health and Human Services, Department of	Direct		5 U01 FD005847-02	93.103	Food and Drug Administration Research	\$ 234,429	\$ -
Health and Human Services, Department of	Pass-Through	Cincinnati Children's Hospital Medical Center (CCHMC)	PO 3100482392/134248	93.103	Food and Drug Administration Research	\$ 8,738	\$ -
						\$ 814,215	\$ 77,262
Health and Human Services, Department of	Direct		5 T20 MC07463-13-00	93.110	Maternal and Child Health Federal Consolidated Programs	\$ 13,377	\$ 403
Health and Human Services, Department of	Direct		5 T77 MC31740-02-00	93.110	Maternal and Child Health Federal Consolidated Programs	\$ 176,106	\$ 3,930
Health and Human Services, Department of	Direct		5H98MC30374-03-00	93.110	Maternal and Child Health Federal Consolidated Programs	\$ 282,674	\$ -
Health and Human Services, Department of	Pass-Through	Hemophilia Foundation of Michigan	2017-2018- MCHB Grant Award	93.110	Maternal and Child Health Federal Consolidated Programs	\$ (564)	\$ -
Health and Human Services, Department of	Pass-Through	Hemophilia Foundation of Michigan	H30MC24047-07-00/MCHB 446 18-1	93.110	Maternal and Child Health Federal Consolidated Programs	\$ 26,186	\$ -
Health and Human Services, Department of	Pass-Through	Michigan Public Health Institute	Z-38839-115-504200	93.110	Maternal and Child Health Federal Consolidated Programs	\$ 11,024	\$ -
Health and Human Services, Department of	Pass-Through	Michigan, State of, Health and Human Services, Department of	E20182445-00	93.110	Maternal and Child Health Federal Consolidated Programs	\$ 11,646	\$ -
Health and Human Services, Department of	Pass-Through	Michigan, State of, Health and Human Services, Department of	E20192404-00	93.110	Maternal and Child Health Federal Consolidated Programs	\$ 19,308	\$ -
Health and Human Services, Department of	Pass-Through	Michigan, State of, Health and Human Services, Department of	E20193002-00/Proj. BX	93.110	Maternal and Child Health Federal Consolidated Programs	\$ 89,304	\$ -
Health and Human Services, Department of	Pass-Through	Wayne State University	WSU16147	93.110	Maternal and Child Health Federal Consolidated Programs	\$ (2,514)	\$ -
Health and Human Services, Department of	Pass-Through	Wayne State University	WSU17100	93.110	Maternal and Child Health Federal Consolidated Programs	\$ (1,406)	\$ -
Health and Human Services, Department of	Pass-Through	Wayne State University	WSU17103	93.110	Maternal and Child Health Federal Consolidated Programs	\$ 4,270	\$ -
Health and Human Services, Department of	Pass-Through	Wayne State University	WSU19008	93.110	Maternal and Child Health Federal Consolidated Programs	\$ 15,074	\$ -
Health and Human Services, Department of	Pass-Through	Wayne State University	WSU19009	93.110	Maternal and Child Health Federal Consolidated Programs	\$ 21,913	\$ -
Health and Human Services, Department of	Pass-Through	Wayne State University	WSU19037	93.110	Maternal and Child Health Federal Consolidated Programs	\$ 36,068	\$ -
						\$ 702,466	\$ 4,333
Health and Human Services, Department of	Direct		1 R21 ES026306-02	93.113	Environmental Health	\$ 99,128	\$ -

University of Michigan  
 Schedule of Expenditures of Federal Awards  
 For the Year Ended June 30, 2019

Cluster Title/Federal Grantor/Program	Type	Pass-Through Grantor	Award Identifier	CFDA Number	CFDA Program Title	Federal Expenditures	Pass-Through
Health and Human Services, Department of	Direct		1 R21 ES029751-02	93.113	Environmental Health	130,571	-
Health and Human Services, Department of	Direct		4 R00 ES026198-03	93.113	Environmental Health	34,443	-
Health and Human Services, Department of	Direct		4 R01 ES021465-05	93.113	Environmental Health	482,093	-
Health and Human Services, Department of	Direct		5 F32 ES026477-03	93.113	Environmental Health	63,523	-
Health and Human Services, Department of	Direct		5 R01 ES026839-05	93.113	Environmental Health	135,269	-
Health and Human Services, Department of	Direct		5 K23 ES027221-03	93.113	Environmental Health	197,285	-
Health and Human Services, Department of	Direct		5 K99 ES026198-02	93.113	Environmental Health	103,871	-
Health and Human Services, Department of	Direct		5 P01 ES022844-05	93.113	Environmental Health	348,670	-
Health and Human Services, Department of	Direct		5 P30 ES017885-08	93.113	Environmental Health	1,648,671	-
Health and Human Services, Department of	Direct		5 R00 ES024340-05	93.113	Environmental Health	242,849	-
Health and Human Services, Department of	Direct		5 R01 ES012236-15	93.113	Environmental Health	154,430	-
Health and Human Services, Department of	Direct		5 R01 ES022616-05	93.113	Environmental Health	357,737	80,969
Health and Human Services, Department of	Direct		5 R01 ES024732-04	93.113	Environmental Health	289,165	10,682
Health and Human Services, Department of	Direct		5 R01 ES026578-04	93.113	Environmental Health	660,321	-
Health and Human Services, Department of	Direct		5 R01 ES026964-03	93.113	Environmental Health	331,904	-
Health and Human Services, Department of	Direct		5 R01 ES028694-02	93.113	Environmental Health	261,024	32,755
Health and Human Services, Department of	Direct		5 R01 ES028802-02	93.113	Environmental Health	470,187	-
Health and Human Services, Department of	Direct		5 R24 ES028502-03	93.113	Environmental Health	346,582	139,997
Health and Human Services, Department of	Direct		5 U01 ES026697-04	93.113	Environmental Health	492,905	-
Health and Human Services, Department of	Direct		T32 ES007062	93.113	Environmental Health	411,514	-
Health and Human Services, Department of	Pass-Through	Bowling Green State University	10009736-UM05	93.113	Environmental Health	8,606	-
Health and Human Services, Department of	Pass-Through	Brown University	00001336	93.113	Environmental Health	32,217	-
Health and Human Services, Department of	Pass-Through	Case Western Reserve University	RES512047	93.113	Environmental Health	(44,370)	-
Health and Human Services, Department of	Pass-Through	Case Western Reserve University	RES512141	93.113	Environmental Health	289,865	47,385
Health and Human Services, Department of	Pass-Through	Case Western Reserve University	RES512634	93.113	Environmental Health	10,100	-
Health and Human Services, Department of	Pass-Through	Case Western Reserve University	RES513536	93.113	Environmental Health	144,542	-
Health and Human Services, Department of	Pass-Through	Case Western Reserve University	RES513981	93.113	Environmental Health	29,837	-
Health and Human Services, Department of	Pass-Through	Colorado State University	G-00695	93.113	Environmental Health	(1)	-
Health and Human Services, Department of	Pass-Through	Colorado State University	G-18939-1	93.113	Environmental Health	16,510	-
Health and Human Services, Department of	Pass-Through	Harvard University	112147-5072942	93.113	Environmental Health	45,279	-
Health and Human Services, Department of	Pass-Through	Johns Hopkins University	2002950119	93.113	Environmental Health	71,173	-
Health and Human Services, Department of	Pass-Through	Johns Hopkins University	R01ES025531	93.113	Environmental Health	50,380	-
Health and Human Services, Department of	Pass-Through	Michigan State University	RC103336UM	93.113	Environmental Health	46,551	-
Health and Human Services, Department of	Pass-Through	Northeastern University	500550-78050	93.113	Environmental Health	(18)	-
Health and Human Services, Department of	Pass-Through	Northeastern University	500610-78050	93.113	Environmental Health	52,313	-
Health and Human Services, Department of	Pass-Through	University of New Mexico	3RDG3	93.113	Environmental Health	4,288	-
Health and Human Services, Department of	Pass-Through	University of New Mexico	3RDG30	93.113	Environmental Health	66,215	-
Health and Human Services, Department of	Pass-Through	University of Toronto	Subgrant1	93.113	Environmental Health	79,383	-
Health and Human Services, Department of	Pass-Through	University of Washington	UWSC10726	93.113	Environmental Health	13,542	-
						\$ 8,178,554	\$ 311,788
Health and Human Services, Department of	Direct		1D33HP316700100	93.117	Preventive Medicine Residency	296,241	-
Health and Human Services, Department of	Direct		5 D33 HP25796-04-00	93.117	Preventive Medicine Residency	(2,248)	-
						\$ 293,993	\$ -
Health and Human Services, Department of	Direct		1 F30 DE028455-01	93.121	Oral Diseases and Disorders Research	22,544	-
Health and Human Services, Department of	Direct		1 F30 DE028465-01	93.121	Oral Diseases and Disorders Research	60,308	-
Health and Human Services, Department of	Direct		1 F31 DE028740-01	93.121	Oral Diseases and Disorders Research	13,239	-
Health and Human Services, Department of	Direct		1 K99 DE026810-02	93.121	Oral Diseases and Disorders Research	101,944	-
Health and Human Services, Department of	Direct		1 R21 DE027765-01A1	93.121	Oral Diseases and Disorders Research	22,439	-
Health and Human Services, Department of	Direct		1 R21 DE028690 01	93.121	Oral Diseases and Disorders Research	20,207	2,846
Health and Human Services, Department of	Direct		1 R56 DE026464-01A1	93.121	Oral Diseases and Disorders Research	258,919	198,735
Health and Human Services, Department of	Direct		4 R01 DE022327-05	93.121	Oral Diseases and Disorders Research	(24,884)	-
Health and Human Services, Department of	Direct		4 R01 DE022567-04	93.121	Oral Diseases and Disorders Research	48,644	-
Health and Human Services, Department of	Direct		4 R01 DE024450-04	93.121	Oral Diseases and Disorders Research	113,433	-
Health and Human Services, Department of	Direct		4 U01 DE021412-06	93.121	Oral Diseases and Disorders Research	(9,140)	-
Health and Human Services, Department of	Direct		5 F30 DE023479-04	93.121	Oral Diseases and Disorders Research	(9,347)	-
Health and Human Services, Department of	Direct		5 F30 DE025471-04	93.121	Oral Diseases and Disorders Research	60,033	-
Health and Human Services, Department of	Direct		5 F30 DE026048-03	93.121	Oral Diseases and Disorders Research	1,175	-
Health and Human Services, Department of	Direct		5 F30 DE027605-02	93.121	Oral Diseases and Disorders Research	72,128	-
Health and Human Services, Department of	Direct		5 F31 DE027600-03	93.121	Oral Diseases and Disorders Research	44,817	-
Health and Human Services, Department of	Direct		5 F32 DE026346-04	93.121	Oral Diseases and Disorders Research	65,117	-
Health and Human Services, Department of	Direct		5 F32 DE027604-02	93.121	Oral Diseases and Disorders Research	61,366	-
Health and Human Services, Department of	Direct		5 K12 DE023574-05	93.121	Oral Diseases and Disorders Research	174,804	3,752
Health and Human Services, Department of	Direct		5 K12DE027826-02	93.121	Oral Diseases and Disorders Research	4,369	-
Health and Human Services, Department of	Direct		5 R00 DE022557-04	93.121	Oral Diseases and Disorders Research	36,954	-
Health and Human Services, Department of	Direct		5 R00 DE024173-05	93.121	Oral Diseases and Disorders Research	190,894	-
Health and Human Services, Department of	Direct		5 R01 DE011723-19	93.121	Oral Diseases and Disorders Research	(31,009)	-
Health and Human Services, Department of	Direct		5 R01 DE015846-15	93.121	Oral Diseases and Disorders Research	393,359	-
Health and Human Services, Department of	Direct		5 R01 DE020843-10	93.121	Oral Diseases and Disorders Research	396,262	81,814
Health and Human Services, Department of	Direct		5 R01 DE021139-08	93.121	Oral Diseases and Disorders Research	524,340	-
Health and Human Services, Department of	Direct		5 R01 DE021410-07	93.121	Oral Diseases and Disorders Research	475,164	-
Health and Human Services, Department of	Direct		5 R01 DE024796-05	93.121	Oral Diseases and Disorders Research	271,394	-
Health and Human Services, Department of	Direct		5 R01 DE025225-05	93.121	Oral Diseases and Disorders Research	690,231	337,096
Health and Human Services, Department of	Direct		5 R01 DE025827-04	93.121	Oral Diseases and Disorders Research	464,396	10,560
Health and Human Services, Department of	Direct		5 R01 DE026116-04	93.121	Oral Diseases and Disorders Research	476,070	-
Health and Human Services, Department of	Direct		5 R01 DE026578-03	93.121	Oral Diseases and Disorders Research	401,765	15,107
Health and Human Services, Department of	Direct		5 R01 DE026630-03	93.121	Oral Diseases and Disorders Research	297,405	-

University of Michigan  
 Schedule of Expenditures of Federal Awards  
 For the Year Ended June 30, 2019

Cluster Title/Federal Grantor/Program	Type	Pass-Through Grantor	Award Identifier	CFDA Number	CFDA Program Title	Federal Expenditures	Pass-Through
Health and Human Services, Department of	Direct		5 R01 DE026666-02S1	93.121	Oral Diseases and Disorders Research	405,039	-
Health and Human Services, Department of	Direct		5 R01 DE026728-02	93.121	Oral Diseases and Disorders Research	309,539	-
Health and Human Services, Department of	Direct		5 R01 DE027034-02	93.121	Oral Diseases and Disorders Research	340,081	-
Health and Human Services, Department of	Direct		5 R01 DE027662-02	93.121	Oral Diseases and Disorders Research	449,067	-
Health and Human Services, Department of	Direct		5 R01 DE0276750-02	93.121	Oral Diseases and Disorders Research	419,256	-
Health and Human Services, Department of	Direct		5 R01DE022327-07	93.121	Oral Diseases and Disorders Research	315,752	-
Health and Human Services, Department of	Direct		5 R03 DE027399-02	93.121	Oral Diseases and Disorders Research	64,914	33,033
Health and Human Services, Department of	Direct		5 R03 DE027421-02	93.121	Oral Diseases and Disorders Research	173,895	-
Health and Human Services, Department of	Direct		5 R03 DE027456-02	93.121	Oral Diseases and Disorders Research	125,017	-
Health and Human Services, Department of	Direct		5 R21 DE027169-02	93.121	Oral Diseases and Disorders Research	117,349	-
Health and Human Services, Department of	Direct		5 R35 DE027551-03	93.121	Oral Diseases and Disorders Research	1,023,912	-
Health and Human Services, Department of	Direct		5 R56 DE025097-02	93.121	Oral Diseases and Disorders Research	(43,379)	8,090
Health and Human Services, Department of	Direct		5 U01 DE021412-09S1	93.121	Oral Diseases and Disorders Research	1,792,035	1,204,397
Health and Human Services, Department of	Direct		5 U01 DE023771-05	93.121	Oral Diseases and Disorders Research	63,775	-
Health and Human Services, Department of	Direct		5 U01 DE025184-04	93.121	Oral Diseases and Disorders Research	531,907	-
Health and Human Services, Department of	Direct		5 U01 DE025633-04	93.121	Oral Diseases and Disorders Research	541,438	-
Health and Human Services, Department of	Direct		5 U01 DE027372-03	93.121	Oral Diseases and Disorders Research	2,142,271	1,309,426
Health and Human Services, Department of	Direct		5 U24 DE026915-03	93.121	Oral Diseases and Disorders Research	3,100,214	1,591,091
Health and Human Services, Department of	Direct		7 K08 DE023552-06	93.121	Oral Diseases and Disorders Research	42,730	-
Health and Human Services, Department of	Direct		T32 DE007057	93.121	Oral Diseases and Disorders Research	693,373	-
Health and Human Services, Department of	Pass-Through	Carolinas HealthCare System	3000300177	93.121	Oral Diseases and Disorders Research	8,465	-
Health and Human Services, Department of	Pass-Through	Carolinas HealthCare System	Subcontract	93.121	Oral Diseases and Disorders Research	60,179	-
Health and Human Services, Department of	Pass-Through	Fukuoka Dental College	Prime 7 R01 DE023538 04	93.121	Oral Diseases and Disorders Research	(134)	-
Health and Human Services, Department of	Pass-Through	Johns Hopkins University	Subaward#2002809952	93.121	Oral Diseases and Disorders Research	3,036	-
Health and Human Services, Department of	Pass-Through	Kitware, Inc	K002137-00-S02	93.121	Oral Diseases and Disorders Research	30,983	-
Health and Human Services, Department of	Pass-Through	Research Foundation of City University of New York (CUNY)	R923393	93.121	Oral Diseases and Disorders Research	37,723	-
Health and Human Services, Department of	Pass-Through	University of Connecticut Health Center (UConn Health)	UCHC7-112614499	93.121	Oral Diseases and Disorders Research	32,008	-
Health and Human Services, Department of	Pass-Through	University of Florida, The	UFDSP00010750 / 00112186	93.121	Oral Diseases and Disorders Research	9,022	-
Health and Human Services, Department of	Pass-Through	University of Pittsburgh	0051687 (129710-2)	93.121	Oral Diseases and Disorders Research	8,483	-
Health and Human Services, Department of	Pass-Through	University of Pittsburgh	0051687 (131243-2)	93.121	Oral Diseases and Disorders Research	655,683	-
						\$ 19,142,973	\$ 4,795,947
Health and Human Services, Department of	Direct		2 A22 HP31014-02-00	93.124	Nurse Anesthetist Traineeship	\$ 65,476	\$ -
Health and Human Services, Department of	Pass-Through	The Research Institute at Nationwide Children's Hospital	710040-0818-00	93.127	Emergency Medical Services for Children	\$ 41,966	\$ -
Health and Human Services, Department of	Pass-Through	The Research Institute at Nationwide Children's Hospital	PO4602434-0-46	93.127	Emergency Medical Services for Children	\$ 198,849	\$ -
						\$ 240,815	\$ -
						\$ 2,227	\$ -
Health and Human Services, Department of	Pass-Through	National Kidney Foundation of Michigan	R390T26992	93.134	Grants to Increase Organ Donations		
Health and Human Services, Department of	Direct		5 R49 CE002099-05	93.136	Injury Prevention and Control Research and State and Community Based Programs	\$ 928,916	\$ -
Health and Human Services, Department of	Direct		5 U01 CE002698-05	93.136	Injury Prevention and Control Research and State and Community Based Programs	1,271,376	229,659
Health and Human Services, Department of	Direct		6 U01 CE002780-01-03	93.136	Injury Prevention and Control Research and State and Community Based Programs	365,216	67,737
Health and Human Services, Department of	Pass-Through	Michigan, State of, Health and Human Services, Department of	E20181635-002	93.136	Injury Prevention and Control Research and State and Community Based Programs	5,334	-
Health and Human Services, Department of	Pass-Through	Michigan, State of, Health and Human Services, Department of	E20182818-001	93.136	Injury Prevention and Control Research and State and Community Based Programs	25,176	-
Health and Human Services, Department of	Pass-Through	Michigan, State of, Health and Human Services, Department of	E20182839-002	93.136	Injury Prevention and Control Research and State and Community Based Programs	21,629	-
Health and Human Services, Department of	Pass-Through	Michigan, State of, Health and Human Services, Department of	E20192866-00	93.136	Injury Prevention and Control Research and State and Community Based Programs	33,657	-
Health and Human Services, Department of	Pass-Through	Michigan, State of, Health and Human Services, Department of	E20193206-00	93.136	Injury Prevention and Control Research and State and Community Based Programs	76,721	-
Health and Human Services, Department of	Pass-Through	Michigan, State of, Health and Human Services, Department of	E20193259-00	93.136	Injury Prevention and Control Research and State and Community Based Programs	57,145	-
Health and Human Services, Department of	Pass-Through	Wayne State University	WSU17145	93.136	Injury Prevention and Control Research and State and Community Based Programs	9,339	-
Health and Human Services, Department of	Pass-Through	Wayne State University	WSU19002	93.136	Injury Prevention and Control Research and State and Community Based Programs	17,042	-
						\$ 2,811,551	\$ 297,396
Health and Human Services, Department of	Direct		5CPIMP171156-03-00	93.137	Community Programs to Improve Minority Health Grant Program	\$ 442,904	\$ 368,113
Health and Human Services, Department of	Pass-Through	International Union, UAW	Agreement dated 8/28/12	93.142	NIEHS Hazardous Waste Worker Health and Safety Training	\$ 20,144	\$ -
Health and Human Services, Department of	Pass-Through	Northeastern University	500525-78050	93.143	NIEHS Superfund Hazardous Substances_Basic Research and Education	\$ (450)	\$ -
Health and Human Services, Department of	Pass-Through	Northeastern University	500589-78050	93.143	NIEHS Superfund Hazardous Substances_Basic Research and Education	240,686	-
Health and Human Services, Department of	Pass-Through	Northeastern University	500590-78050	93.143	NIEHS Superfund Hazardous Substances_Basic Research and Education	174,435	-
						\$ 414,671	\$ -
Health and Human Services, Department of	Direct		1 F31 HG010569-01	93.172	Human Genome Research	\$ 11,810	\$ -
Health and Human Services, Department of	Direct		1 K01 HG010496 01	93.172	Human Genome Research	4,231	-
Health and Human Services, Department of	Direct		2 R56 HG000376-28A1	93.172	Human Genome Research	103,243	-
Health and Human Services, Department of	Direct		3 R01 HG010567-02S1	93.172	Human Genome Research	167,175	64,465
Health and Human Services, Department of	Direct		4 R01 HG007022-05	93.172	Human Genome Research	(15,823)	-
Health and Human Services, Department of	Direct		4 R01 HG007068-04	93.172	Human Genome Research	(33,089)	-
Health and Human Services, Department of	Direct		4 UM1 HG006508-04	93.172	Human Genome Research	483	-

University of Michigan  
Schedule of Expenditures of Federal Awards  
For the Year Ended June 30, 2019

Cluster Title/Federal Grantor/Program	Type	Pass-Through Grantor	Award Identifier	CFDA Number	CFDA Program Title	Federal Expenditures	Pass-Through
Health and Human Services, Department of	Direct		5 R01 HG008773-04	93.172	Human Genome Research	346,567	-
Health and Human Services, Department of	Direct		5 R01 HG009124-03	93.172	Human Genome Research	372,481	-
Health and Human Services, Department of	Direct		5 R01HG009976-02	93.172	Human Genome Research	363,787	-
Health and Human Services, Department of	Direct		5 R21HG009205-02	93.172	Human Genome Research	125,383	-
Health and Human Services, Department of	Direct		5 UM1 HG009382-03	93.172	Human Genome Research	557,889	-
Health and Human Services, Department of	Direct		T32 HG000040	93.172	Human Genome Research	613,514	-
Health and Human Services, Department of	Direct		T32 HG010030	93.172	Human Genome Research	93,344	-
Health and Human Services, Department of	Pass-Through	Broad Institute	5000057-5500000825	93.172	Human Genome Research	78,890	66,921
Health and Human Services, Department of	Pass-Through	Columbia University	2(GG013080-01)	93.172	Human Genome Research	34,344	-
Health and Human Services, Department of	Pass-Through	Jackson Laboratory/MMRRC	Research Agreement	93.172	Human Genome Research	2,642	-
Health and Human Services, Department of	Pass-Through	Jackson Laboratory/MMRRC	TBI	93.172	Human Genome Research	18,877	-
Health and Human Services, Department of	Pass-Through	Rutgers University	0354/PO765768	93.172	Human Genome Research	78,937	-
Health and Human Services, Department of	Pass-Through	Rutgers University	0858/PO1029910	93.172	Human Genome Research	7,352	-
Health and Human Services, Department of	Pass-Through	Stanford University	4733597	93.172	Human Genome Research	71,684	-
Health and Human Services, Department of	Pass-Through	Stanford University	61448507-123432	93.172	Human Genome Research	163,427	-
Health and Human Services, Department of	Pass-Through	Stanford University	61630349-104913	93.172	Human Genome Research	156,274	-
Health and Human Services, Department of	Pass-Through	Washington University School of Medicine in St. Louis	WU-18-165-MOD-1	93.172	Human Genome Research	61,128	-
						\$ 3,384,550	\$ 131,386
Health and Human Services, Department of	Direct		1 F32 DC017063-01	93.173	Research Related to Deafness and Communication Disorders	56,299	\$ -
Health and Human Services, Department of	Direct		1 R21 DC017799-01	93.173	Research Related to Deafness and Communication Disorders	7,908	-
Health and Human Services, Department of	Direct		1 R56 DC016880-01	93.173	Research Related to Deafness and Communication Disorders	245,830	-
Health and Human Services, Department of	Direct		4 K08 DC012535-06	93.173	Research Related to Deafness and Communication Disorders	(3,559)	-
Health and Human Services, Department of	Direct		4 P30 DC005188-15	93.173	Research Related to Deafness and Communication Disorders	21,503	-
Health and Human Services, Department of	Direct		5 F32 DC015381-02	93.173	Research Related to Deafness and Communication Disorders	(2,050)	-
Health and Human Services, Department of	Direct		5 R00 DC013828-05	93.173	Research Related to Deafness and Communication Disorders	166,816	-
Health and Human Services, Department of	Direct		5 R01 DC004084-17	93.173	Research Related to Deafness and Communication Disorders	198,838	-
Health and Human Services, Department of	Direct		5 R01 DC004820-16	93.173	Research Related to Deafness and Communication Disorders	462,452	56,195
Health and Human Services, Department of	Direct		5 R01 DC009410-10	93.173	Research Related to Deafness and Communication Disorders	187,341	48,339
Health and Human Services, Department of	Direct		5 R01 DC011277-10	93.173	Research Related to Deafness and Communication Disorders	517,843	23,304
Health and Human Services, Department of	Direct		5 R01 DC012760-05	93.173	Research Related to Deafness and Communication Disorders	311,673	-
Health and Human Services, Department of	Direct		5 R01 DC013885-04	93.173	Research Related to Deafness and Communication Disorders	122,901	-
Health and Human Services, Department of	Direct		5 R01 DC014428-05	93.173	Research Related to Deafness and Communication Disorders	451,984	-
Health and Human Services, Department of	Direct		5 R01 DC014456-04	93.173	Research Related to Deafness and Communication Disorders	442,259	-
Health and Human Services, Department of	Direct		5 R01 DC014703-04S1	93.173	Research Related to Deafness and Communication Disorders	624,260	263,825
Health and Human Services, Department of	Direct		5 R01 DC015799-03	93.173	Research Related to Deafness and Communication Disorders	481,592	-
Health and Human Services, Department of	Direct		5 R01 DC015809-03S1	93.173	Research Related to Deafness and Communication Disorders	501,517	-
Health and Human Services, Department of	Direct		5 R21 DC015097-02	93.173	Research Related to Deafness and Communication Disorders	24,494	-
Health and Human Services, Department of	Direct		5 R21 DC015312-02	93.173	Research Related to Deafness and Communication Disorders	148,390	36,423
Health and Human Services, Department of	Direct		5 R21 DC016171-02	93.173	Research Related to Deafness and Communication Disorders	229,444	-
Health and Human Services, Department of	Direct		5 R21 DC016456-02	93.173	Research Related to Deafness and Communication Disorders	202,603	-
Health and Human Services, Department of	Direct		5 R21 DC016681-03	93.173	Research Related to Deafness and Communication Disorders	130,830	-
Health and Human Services, Department of	Direct		5 R33 DC013678-05	93.173	Research Related to Deafness and Communication Disorders	471,199	106,279
Health and Human Services, Department of	Direct		5-R01-DC-017119-02	93.173	Research Related to Deafness and Communication Disorders	327,792	-
Health and Human Services, Department of	Direct		5R21DC015861-04	93.173	Research Related to Deafness and Communication Disorders	223,303	-
Health and Human Services, Department of	Direct		T32 DC000011	93.173	Research Related to Deafness and Communication Disorders	462,455	-
Health and Human Services, Department of	Direct		T32 DC005356	93.173	Research Related to Deafness and Communication Disorders	163,321	-
Health and Human Services, Department of	Pass-Through	Alfred I dupont Hospital, DE	3023854003	93.173	Research Related to Deafness and Communication Disorders	49,452	-
Health and Human Services, Department of	Pass-Through	Ann and Robert H. Lurie Children's Hospital of Chicago	901537-UMich	93.173	Research Related to Deafness and Communication Disorders	9,996	-
Health and Human Services, Department of	Pass-Through	Baylor University	PO 5601176401	93.173	Research Related to Deafness and Communication Disorders	238,063	-
Health and Human Services, Department of	Pass-Through	Boston University	4500002041	93.173	Research Related to Deafness and Communication Disorders	12,109	-
Health and Human Services, Department of	Pass-Through	Drexel University	232603	93.173	Research Related to Deafness and Communication Disorders	(51,458)	-
Health and Human Services, Department of	Pass-Through	Johns Hopkins University	118484	93.173	Research Related to Deafness and Communication Disorders	149,066	7,363
Health and Human Services, Department of	Pass-Through	Johns Hopkins University	118484	93.173	Research Related to Deafness and Communication Disorders	18,524	13,094
Health and Human Services, Department of	Pass-Through	Massachusetts Eye and Ear	2300188	93.173	Research Related to Deafness and Communication Disorders	74,866	-
Health and Human Services, Department of	Pass-Through	Michigan State University	RC108793UM	93.173	Research Related to Deafness and Communication Disorders	9,764	-
Health and Human Services, Department of	Pass-Through	University of Iowa	PO#1001942196	93.173	Research Related to Deafness and Communication Disorders	24,838	-
Health and Human Services, Department of	Pass-Through	University of Southern California	63773594	93.173	Research Related to Deafness and Communication Disorders	(3,408)	-
						\$ 7,711,050	\$ 554,822
Health and Human Services, Department of	Direct		5 U01 IP001034-03	93.185	Immunization Research, Demonstration, Public Information and Education Training and Clinical Skills Improvement Projects	1,672,464	\$ 5,282
Health and Human Services, Department of	Direct		5 U01 IP001104-02-00	93.185	Immunization Research, Demonstration, Public Information and Education Training and Clinical Skills Improvement Projects	216,653	-
						\$ 1,889,117	\$ 5,282
Health and Human Services, Department of	Pass-Through	Michigan State University	RC107653-UM	93.197	Childhood Lead Poisoning Prevention Projects, State and Local Childhood Lead Poisoning Prevention and Surveillance of Blood Lead Levels in Children	207,848	\$ -
Health and Human Services, Department of	Direct		1 R21 AT010106-01	93.213	Research and Training in Complementary and Integrative Health	132,606	\$ -
Health and Human Services, Department of	Direct		1 R61 AT009867-01	93.213	Research and Training in Complementary and Integrative Health	88,580	-
Health and Human Services, Department of	Direct		5 R01 AT007550-05S1	93.213	Research and Training in Complementary and Integrative Health	560,457	99,732

University of Michigan  
Schedule of Expenditures of Federal Awards  
For the Year Ended June 30, 2019

Cluster Title/Federal Grantor/Program	Type	Pass-Through Grantor	Award Identifier	CFDA Number	CFDA Program Title	Federal Expenditures	Pass-Through
Health and Human Services, Department of	Direct		5 R01 AT009003-04	93.213	Research and Training in Complementary and Integrative Health	207,051	25,296
Health and Human Services, Department of	Direct		5 R21 AT009253-02	93.213	Research and Training in Complementary and Integrative Health	(68,019)	-
Health and Human Services, Department of	Pass-Through	Arizona State University	17-126	93.213	Research and Training in Complementary and Integrative Health	(4,245)	-
Health and Human Services, Department of	Pass-Through	Baylor University	3220170-01	93.213	Research and Training in Complementary and Integrative Health	242,210	-
Health and Human Services, Department of	Pass-Through	Baylor University	3220170-01	93.213	Research and Training in Complementary and Integrative Health	82,670	-
Health and Human Services, Department of	Pass-Through	Beth Israel Deaconess Medical Center	01029585	93.213	Research and Training in Complementary and Integrative Health	71,903	-
Health and Human Services, Department of	Pass-Through	Ohio University	UT17564	93.213	Research and Training in Complementary and Integrative Health	7,922	-
Health and Human Services, Department of	Pass-Through	University of California - San Francisco	10348sc	93.213	Research and Training in Complementary and Integrative Health	857	-
Health and Human Services, Department of	Pass-Through	University of California - San Francisco	11062sc	93.213	Research and Training in Complementary and Integrative Health	29,843	-
Health and Human Services, Department of	Pass-Through	Yale University	GR102053 (CON-80001172)	93.213	Research and Training in Complementary and Integrative Health	4,086	-
Health and Human Services, Department of	Pass-Through	Yale University	GR104519 (CON-80001462)	93.213	Research and Training in Complementary and Integrative Health	38,614	-
						\$ 1,394,535	\$ 125,028
Health and Human Services, Department of	Direct		T32 HS000053	93.225	National Research Service Awards Health Services Research Training	\$ (51,606)	\$ -
Health and Human Services, Department of	Direct		1 P30 HS024385-01	93.226	Research on Healthcare Costs, Quality and Outcomes	\$ 1,176,761	\$ 15,421
Health and Human Services, Department of	Direct		1 R01 HS022305-01A1	93.226	Research on Healthcare Costs, Quality and Outcomes	273,810	-
Health and Human Services, Department of	Direct		1 R01 HS023597-01	93.226	Research on Healthcare Costs, Quality and Outcomes	345,295	61,845
Health and Human Services, Department of	Direct		1 R21 HS026257-02	93.226	Research on Healthcare Costs, Quality and Outcomes	142,044	-
Health and Human Services, Department of	Direct		1 R36 HS025614 01A1	93.226	Research on Healthcare Costs, Quality and Outcomes	56,448	-
Health and Human Services, Department of	Direct		1 R36 HS025615 01A1	93.226	Research on Healthcare Costs, Quality and Outcomes	17,924	-
Health and Human Services, Department of	Direct		1 R36 HS026445-01	93.226	Research on Healthcare Costs, Quality and Outcomes	38,052	-
Health and Human Services, Department of	Direct		1R36HS025875-01A1	93.226	Research on Healthcare Costs, Quality and Outcomes	56,116	-
Health and Human Services, Department of	Direct		5 K08 HS023313-04	93.226	Research on Healthcare Costs, Quality and Outcomes	30,343	-
Health and Human Services, Department of	Direct		5 K08 HS023621-05	93.226	Research on Healthcare Costs, Quality and Outcomes	178,816	-
Health and Human Services, Department of	Direct		5 K08 HS024160-05	93.226	Research on Healthcare Costs, Quality and Outcomes	134,893	-
Health and Human Services, Department of	Direct		5 K08 HS024552-04	93.226	Research on Healthcare Costs, Quality and Outcomes	165,693	-
Health and Human Services, Department of	Direct		5 K08 HS024763-04	93.226	Research on Healthcare Costs, Quality and Outcomes	120,873	-
Health and Human Services, Department of	Direct		5 K08 HS025465 02	93.226	Research on Healthcare Costs, Quality and Outcomes	154,417	-
Health and Human Services, Department of	Direct		5 K08 HS025778 02	93.226	Research on Healthcare Costs, Quality and Outcomes	151,910	-
Health and Human Services, Department of	Direct		5 K08 HS026030-02	93.226	Research on Healthcare Costs, Quality and Outcomes	116,761	-
Health and Human Services, Department of	Direct		5 R01 HS018334-10	93.226	Research on Healthcare Costs, Quality and Outcomes	389,201	-
Health and Human Services, Department of	Direct		5 R01 HS022535-04	93.226	Research on Healthcare Costs, Quality and Outcomes	142,870	93,810
Health and Human Services, Department of	Direct		5 R01 HS023784-03	93.226	Research on Healthcare Costs, Quality and Outcomes	37,105	-
Health and Human Services, Department of	Direct		5 R01 HS024512-04	93.226	Research on Healthcare Costs, Quality and Outcomes	228,795	-
Health and Human Services, Department of	Direct		5 R01 HS024525-04	93.226	Research on Healthcare Costs, Quality and Outcomes	310,858	-
Health and Human Services, Department of	Direct		5 R01 HS024728-04	93.226	Research on Healthcare Costs, Quality and Outcomes	297,592	-
Health and Human Services, Department of	Direct		5 R01 HS024914-03	93.226	Research on Healthcare Costs, Quality and Outcomes	402,279	-
Health and Human Services, Department of	Direct		5 R01 HS024953-05	93.226	Research on Healthcare Costs, Quality and Outcomes	290,815	96,914
Health and Human Services, Department of	Direct		5 R01 HS025365-02	93.226	Research on Healthcare Costs, Quality and Outcomes	166,328	-
Health and Human Services, Department of	Direct		5 R01 HS025451-03	93.226	Research on Healthcare Costs, Quality and Outcomes	520,033	-
Health and Human Services, Department of	Direct		5 R01 HS025707-03	93.226	Research on Healthcare Costs, Quality and Outcomes	389,806	-
Health and Human Services, Department of	Direct		5 R01 HHS026003-02	93.226	Research on Healthcare Costs, Quality and Outcomes	266,803	-
Health and Human Services, Department of	Direct		5 R01 HS026244-01	93.226	Research on Healthcare Costs, Quality and Outcomes	179,239	-
Health and Human Services, Department of	Direct		5 R01HS024709-05	93.226	Research on Healthcare Costs, Quality and Outcomes	321,551	263,931
Health and Human Services, Department of	Direct		5 R03 HS025838-02	93.226	Research on Healthcare Costs, Quality and Outcomes	50,311	-
Health and Human Services, Department of	Direct		5 R18 HS021425-05	93.226	Research on Healthcare Costs, Quality and Outcomes	(2,658)	-
Health and Human Services, Department of	Direct		5 R18 HS022258-05	93.226	Research on Healthcare Costs, Quality and Outcomes	175,572	-
Health and Human Services, Department of	Direct		5 R18 HS025891-02	93.226	Research on Healthcare Costs, Quality and Outcomes	184,922	-
Health and Human Services, Department of	Direct		5 R21 HS024567-02	93.226	Research on Healthcare Costs, Quality and Outcomes	28,137	-
Health and Human Services, Department of	Direct		5 U18 HS025292-04	93.226	Research on Healthcare Costs, Quality and Outcomes	699,711	36,551
Health and Human Services, Department of	Direct		T32 HS000053	93.226	Research on Healthcare Costs, Quality and Outcomes	510,769	-
Health and Human Services, Department of	Pass-Through	Arbor Research Collaborative For Health	Subaward Agreement	93.226	Research on Healthcare Costs, Quality and Outcomes	23,777	-
Health and Human Services, Department of	Pass-Through	Dartmouth-Hitchcock Medical Center (DHMC)	1P3-HS024403-01	93.226	Research on Healthcare Costs, Quality and Outcomes	27,517	-
Health and Human Services, Department of	Pass-Through	Duke University	203-7634	93.226	Research on Healthcare Costs, Quality and Outcomes	25,121	-
Health and Human Services, Department of	Pass-Through	Duke University	203-7974	93.226	Research on Healthcare Costs, Quality and Outcomes	90,977	-
Health and Human Services, Department of	Pass-Through	Northwestern University	60047941 UM	93.226	Research on Healthcare Costs, Quality and Outcomes	33,370	-
Health and Human Services, Department of	Pass-Through	Northwestern University	60047941 UM	93.226	Research on Healthcare Costs, Quality and Outcomes	8,787	-
Health and Human Services, Department of	Pass-Through	Northwestern University	60050159 UM	93.226	Research on Healthcare Costs, Quality and Outcomes	17,248	-
Health and Human Services, Department of	Pass-Through	University of California - San Francisco	10588sc	93.226	Research on Healthcare Costs, Quality and Outcomes	38,469	-
Health and Human Services, Department of	Pass-Through	Washington University in St. Louis	WU-17-424	93.226	Research on Healthcare Costs, Quality and Outcomes	16,728	-
						\$ 9,032,189	\$ 568,472
Health and Human Services, Department of	Direct		1 K08 HL147377-01	93.233	National Center on Sleep Disorders Research	\$ 24,282	\$ -
Health and Human Services, Department of	Direct		4 R01 HL105999-05	93.233	National Center on Sleep Disorders Research	105,163	78,786
Health and Human Services, Department of	Direct		5 K23 HL122461-05	93.233	National Center on Sleep Disorders Research	168,890	-
Health and Human Services, Department of	Direct		5 R01 HL123379-04	93.233	National Center on Sleep Disorders Research	218,671	-



University of Michigan  
 Schedule of Expenditures of Federal Awards  
 For the Year Ended June 30, 2019

Cluster Title/Federal Grantor/Program	Type	Pass-Through Grantor	Award Identifier	CFDA Number	CFDA Program Title	Federal Expenditures	Pass-Through
Health and Human Services, Department of	Direct		5 R01 HL126700-04	93.233	National Center on Sleep Disorders Research	575,065	-
Health and Human Services, Department of	Pass-Through	The Children's Hospital of Philadelphia	3210920619-S1/PO#20022076-RSUB	93.233	National Center on Sleep Disorders Research	47,026	-
Health and Human Services, Department of	Pass-Through	University of Pennsylvania	574911	93.233	National Center on Sleep Disorders Research	68,875	-
Health and Human Services, Department of	Pass-Through	University of Pennsylvania	574911	93.233	National Center on Sleep Disorders Research	29,675	-
Health and Human Services, Department of	Pass-Through	University of Utah	10051783-01/POU000181390	93.233	National Center on Sleep Disorders Research	7,248	-
						\$ 1,244,895	\$ 78,786
Health and Human Services, Department of	Direct		1 K08 MH116267-02	93.242	Mental Health Research Grants	189,016	-
Health and Human Services, Department of	Direct		1 R21 MH120824-01A1	93.242	Mental Health Research Grants	47,694	-
Health and Human Services, Department of	Direct		1 RF MH114244-01	93.242	Mental Health Research Grants	501,825	-
Health and Human Services, Department of	Direct		3 R01 MH101459-05S1	93.242	Mental Health Research Grants	(414,372)	-
Health and Human Services, Department of	Direct		3 R01 MH102242-05S1	93.242	Mental Health Research Grants	745,492	61,933
Health and Human Services, Department of	Direct		4 R01 MH093486-05	93.242	Mental Health Research Grants	9,095	-
Health and Human Services, Department of	Direct		4 R01 MH096699-05	93.242	Mental Health Research Grants	51,041	-
Health and Human Services, Department of	Direct		4 R01 MH101493-04	93.242	Mental Health Research Grants	186,136	184,550
Health and Human Services, Department of	Direct		5 F30 MH112328-02	93.242	Mental Health Research Grants	2,716	-
Health and Human Services, Department of	Direct		5 F31 MH117887-02	93.242	Mental Health Research Grants	38,068	-
Health and Human Services, Department of	Direct		5 K01 MH095920-05	93.242	Mental Health Research Grants	(561)	-
Health and Human Services, Department of	Direct		5 K01 MH110605-03	93.242	Mental Health Research Grants	190,668	-
Health and Human Services, Department of	Direct		5 K08 MH104743-03	93.242	Mental Health Research Grants	(29,694)	-
Health and Human Services, Department of	Direct		5 K08 MH107662-05	93.242	Mental Health Research Grants	237,472	-
Health and Human Services, Department of	Direct		5 K23 MH108823-04	93.242	Mental Health Research Grants	205,819	-
Health and Human Services, Department of	Direct		5 K23 MH109762-03	93.242	Mental Health Research Grants	180,442	-
Health and Human Services, Department of	Direct		5 K23 MH112852-02	93.242	Mental Health Research Grants	127,993	-
Health and Human Services, Department of	Direct		5 K23 MH113776-03	93.242	Mental Health Research Grants	155,271	-
Health and Human Services, Department of	Direct		5 R01 MH063649-15	93.242	Mental Health Research Grants	173,427	-
Health and Human Services, Department of	Direct		5 R01 MH082784-10	93.242	Mental Health Research Grants	95,286	-
Health and Human Services, Department of	Direct		5 R01 MH085321-10	93.242	Mental Health Research Grants	236,850	-
Health and Human Services, Department of	Direct		5 R01 MH099898-04	93.242	Mental Health Research Grants	3,184	3,530
Health and Human Services, Department of	Direct		5 R01 MH101459-07	93.242	Mental Health Research Grants	983,870	-
Health and Human Services, Department of	Direct		5 R01 MH102263-05	93.242	Mental Health Research Grants	191,898	77,532
Health and Human Services, Department of	Direct		5 R01 MH103244-05	93.242	Mental Health Research Grants	780,920	282,017
Health and Human Services, Department of	Direct		5 R01 MH103761-05	93.242	Mental Health Research Grants	341,444	37,508
Health and Human Services, Department of	Direct		5 R01 MH104261-05	93.242	Mental Health Research Grants	298,857	-
Health and Human Services, Department of	Direct		5 R01 MH107419-04	93.242	Mental Health Research Grants	791,614	73,089
Health and Human Services, Department of	Direct		5 R01 MH107741-05	93.242	Mental Health Research Grants	524,177	-
Health and Human Services, Department of	Direct		5 R01 MH110524-04	93.242	Mental Health Research Grants	327,732	177,593
Health and Human Services, Department of	Direct		5 R01 MH110872-03	93.242	Mental Health Research Grants	727,056	120,012
Health and Human Services, Department of	Direct		5 R01 MH110932-04	93.242	Mental Health Research Grants	685,707	326,115
Health and Human Services, Department of	Direct		5 R01 MH112669-02	93.242	Mental Health Research Grants	357,669	-
Health and Human Services, Department of	Direct		5 R01 MH113574-02	93.242	Mental Health Research Grants	162,216	-
Health and Human Services, Department of	Direct		5 R01 MH113582-03	93.242	Mental Health Research Grants	776,144	206,024
Health and Human Services, Department of	Direct		5 R01 MH114203-03	93.242	Mental Health Research Grants	819,504	-
Health and Human Services, Department of	Direct		5 R01 MH114958-02	93.242	Mental Health Research Grants	210,119	-
Health and Human Services, Department of	Direct		5 R01 MH115111-02	93.242	Mental Health Research Grants	788,947	-
Health and Human Services, Department of	Direct		5 R01 MH115765-02	93.242	Mental Health Research Grants	377,361	287,157
Health and Human Services, Department of	Direct		5 R21 MH108989-02	93.242	Mental Health Research Grants	162,459	-
Health and Human Services, Department of	Direct		5 R21 MH109932-02	93.242	Mental Health Research Grants	65,424	23,869
Health and Human Services, Department of	Direct		5 R21 MH111445-03	93.242	Mental Health Research Grants	68,809	44,719
Health and Human Services, Department of	Direct		5 R21 MH114835-02	93.242	Mental Health Research Grants	113,492	45,684
Health and Human Services, Department of	Direct		5 R21MH117788-02	93.242	Mental Health Research Grants	98,098	-
Health and Human Services, Department of	Direct		5 R25 MH071279-15	93.242	Mental Health Research Grants	248,997	-
Health and Human Services, Department of	Direct		5 R34 MH111531-03	93.242	Mental Health Research Grants	286,815	52,132
Health and Human Services, Department of	Direct		5 U01 MH104311-03	93.242	Mental Health Research Grants	1,670,973	647,877
Health and Human Services, Department of	Direct		5 U01 MH105653-04	93.242	Mental Health Research Grants	331,105	8,531
Health and Human Services, Department of	Direct		5 U01 MH106892-05	93.242	Mental Health Research Grants	1,135,534	-
Health and Human Services, Department of	Direct		7 R01 MH095676-05	93.242	Mental Health Research Grants	71,145	78,803
Health and Human Services, Department of	Direct		7R01MH109170-04	93.242	Mental Health Research Grants	103,045	-
Health and Human Services, Department of	Pass-Through	Care New England Health System	9272-8179	93.242	Mental Health Research Grants	97,846	-
Health and Human Services, Department of	Pass-Through	Dartmouth College	R1090	93.242	Mental Health Research Grants	11,729	-
Health and Human Services, Department of	Pass-Through	Dartmouth College	R1152	93.242	Mental Health Research Grants	1,274	-
Health and Human Services, Department of	Pass-Through	Dartmouth College	R751	93.242	Mental Health Research Grants	115,523	-
Health and Human Services, Department of	Pass-Through	Emory University	T461601	93.242	Mental Health Research Grants	(9,959)	-
Health and Human Services, Department of	Pass-Through	Emory University	T714734	93.242	Mental Health Research Grants	37,527	-
Health and Human Services, Department of	Pass-Through	Hektoen Institute for Medical Research, The	50081-R01-UMich01	93.242	Mental Health Research Grants	26,191	-
Health and Human Services, Department of	Pass-Through	Hektoen Institute for Medical Research, The	50082-R01-UMICH02	93.242	Mental Health Research Grants	19,991	-
Health and Human Services, Department of	Pass-Through	Hektoen Institute for Medical Research, The	50504-324-UMICH	93.242	Mental Health Research Grants	44,805	-
Health and Human Services, Department of	Pass-Through	Hektoen Institute for Medical Research, The	50504-324-UMICH	93.242	Mental Health Research Grants	8,342	-
Health and Human Services, Department of	Pass-Through	Henry Ford Health System	B11169	93.242	Mental Health Research Grants	18,527	-
Health and Human Services, Department of	Pass-Through	Johns Hopkins University	6806	93.242	Mental Health Research Grants	133,484	-
Health and Human Services, Department of	Pass-Through	Johns Hopkins University	2002745506	93.242	Mental Health Research Grants	17,591	-
Health and Human Services, Department of	Pass-Through	Johns Hopkins University	PTE 5R25MH104660-02	93.242	Mental Health Research Grants	5,138	-
Health and Human Services, Department of	Pass-Through	Johns Hopkins University	Subaward	93.242	Mental Health Research Grants	7,179	-
Health and Human Services, Department of	Pass-Through	Michigan State University	RC107579UM	93.242	Mental Health Research Grants	135,280	-
Health and Human Services, Department of	Pass-Through	Michigan State University	RC107692UM	93.242	Mental Health Research Grants	2,982	-
Health and Human Services, Department of	Pass-Through	Michigan State University	RC109167UM	93.242	Mental Health Research Grants	311,767	-
Health and Human Services, Department of	Pass-Through	New York University	13-A0-00-001751-01	93.242	Mental Health Research Grants	3,077	-

University of Michigan  
Schedule of Expenditures of Federal Awards  
For the Year Ended June 30, 2019

Cluster Title/Federal Grantor/Program	Type	Pass-Through Grantor	Award Identifier	CFDA Number	CFDA Program Title	Federal Expenditures	Pass-Through
Health and Human Services, Department of	Pass-Through	San Francisco State University	PO #S16-0020	93.242	Mental Health Research Grants	19,374	-
Health and Human Services, Department of	Pass-Through	Simmersion L.L.C.	5065-UM	93.242	Mental Health Research Grants	47,338	-
Health and Human Services, Department of	Pass-Through	Stony Brook University	1125719-2-71758	93.242	Mental Health Research Grants	269,880	-
Health and Human Services, Department of	Pass-Through	University of Alabama at Birmingham (UAB)	000504051-003	93.242	Mental Health Research Grants	(3,670)	-
Health and Human Services, Department of	Pass-Through	University of Alabama at Birmingham (UAB)	000518108-SC002	93.242	Mental Health Research Grants	108,607	-
Health and Human Services, Department of	Pass-Through	University of California - San Francisco	10900sc	93.242	Mental Health Research Grants	19,405	-
Health and Human Services, Department of	Pass-Through	University of California-San Diego	78750147	93.242	Mental Health Research Grants	40,924	-
Health and Human Services, Department of	Pass-Through	University of California-San Diego	105174354	93.242	Mental Health Research Grants	72,292	-
Health and Human Services, Department of	Pass-Through	University of Colorado Boulder	1554505	93.242	Mental Health Research Grants	2,152	-
Health and Human Services, Department of	Pass-Through	University of Hawaii	MA 1427	93.242	Mental Health Research Grants	20,006	-
Health and Human Services, Department of	Pass-Through	University of Iowa	S00482-01	93.242	Mental Health Research Grants	83,494	-
Health and Human Services, Department of	Pass-Through	University of North Carolina at Chapel Hill-MMRRC	5102700	93.242	Mental Health Research Grants	(392)	-
Health and Human Services, Department of	Pass-Through	University of Pennsylvania	569745	93.242	Mental Health Research Grants	(32)	-
Health and Human Services, Department of	Pass-Through	University of Pennsylvania	572689	93.242	Mental Health Research Grants	(68,864)	-
Health and Human Services, Department of	Pass-Through	University of Pennsylvania	574357	93.242	Mental Health Research Grants	670,443	-
Health and Human Services, Department of	Pass-Through	University of Pennsylvania	576948	93.242	Mental Health Research Grants	10,043	-
Health and Human Services, Department of	Pass-Through	University of Texas Health Science Center at San Antonio	162919/161086	93.242	Mental Health Research Grants	146,361	-
Health and Human Services, Department of	Pass-Through	University of Toledo	F-2017-128	93.242	Mental Health Research Grants	44,234	-
Health and Human Services, Department of	Pass-Through	University of Toledo	F-2018-32	93.242	Mental Health Research Grants	8,225	-
Health and Human Services, Department of	Pass-Through	University of Washington	UWSC11023/PO 037783	93.242	Mental Health Research Grants	31,081	-
Health and Human Services, Department of	Pass-Through	University of Wisconsin	796K633	93.242	Mental Health Research Grants	45,987	-
Health and Human Services, Department of	Pass-Through	Vanderbilt University	VUMC62534	93.242	Mental Health Research Grants	19,228	-
Health and Human Services, Department of	Pass-Through	Washington University School of Medicine in St. Louis	WU-19-102	93.242	Mental Health Research Grants	168,801	39,042
						\$ 19,177,210	\$ 2,777,717
Health and Human Services, Department of	Direct		1H79T1081658-02	93.243	Substance Abuse and Mental Health Services Projects of Regional and National Significance	\$ 65,114	\$ -
Health and Human Services, Department of	Direct		5 U79 SM062492-03	93.243	Substance Abuse and Mental Health Services Projects of Regional and National Significance	81,370	-
Health and Human Services, Department of	Pass-Through	American Indian Health and Family Services of SE Michigan, Inc (AIHFS)	Research Agreement	93.243	Substance Abuse and Mental Health Services Projects of Regional and National Significance	91,245	-
Health and Human Services, Department of	Pass-Through	American Indian Health and Family Services of SE Michigan, Inc (AIHFS)	Research Agreement	93.243	Substance Abuse and Mental Health Services Projects of Regional and National Significance	21,372	-
Health and Human Services, Department of	Pass-Through	Baylor College of Medicine	5U79SM063570-03	93.243	Substance Abuse and Mental Health Services Projects of Regional and National Significance	9,267	-
Health and Human Services, Department of	Pass-Through	Baylor College of Medicine	7U79SM063570-02	93.243	Substance Abuse and Mental Health Services Projects of Regional and National Significance	18,530	-
Health and Human Services, Department of	Pass-Through	Behavioral Connections of Wood County Inc	Research Agreement	93.243	Substance Abuse and Mental Health Services Projects of Regional and National Significance	51,235	-
Health and Human Services, Department of	Pass-Through	Michigan, State of, Health and Human Services, Department of	E20180858-001	93.243	Substance Abuse and Mental Health Services Projects of Regional and National Significance	43,854	-
Health and Human Services, Department of	Pass-Through	Michigan, State of, Health and Human Services, Department of	E20192442-00	93.243	Substance Abuse and Mental Health Services Projects of Regional and National Significance	114,732	-
Health and Human Services, Department of	Pass-Through	Michigan, State of, Health and Human Services, Department of	E20192900-00	93.243	Substance Abuse and Mental Health Services Projects of Regional and National Significance	114,739	-
Health and Human Services, Department of	Pass-Through	Teen HYPE	Agreement	93.243	Substance Abuse and Mental Health Services Projects of Regional and National Significance	45,359	-
						\$ 656,817	\$ -
Health and Human Services, Department of	Direct		5 D09 HP2867702-00	93.247	Advanced Nursing Education Workforce Grant Program	\$ 135,225	\$ 8,157
Health and Human Services, Department of	Direct		5 T94 HP30911-02-00	93.247	Advanced Nursing Education Workforce Grant Program	370,269	10,000
						\$ 505,494	\$ 18,157
Health and Human Services, Department of	Direct		5 R01 OH010582-04	93.262	Occupational Safety and Health Program	\$ 329,258	\$ -
Health and Human Services, Department of	Direct		5 R01 OH011082-02-00	93.262	Occupational Safety and Health Program	322,001	-
Health and Human Services, Department of	Direct		5 T42 OH008455-15-00	93.262	Occupational Safety and Health Program	1,631,421	32,629
Health and Human Services, Department of	Direct		T42 OH008455	93.262	Occupational Safety and Health Program	57,353	19,944
						\$ 2,340,033	\$ 52,573
					Health Systems Strengthening and HIV/AIDS Prevention, Care and Treatment under the President's Emergency Plan for		
Health and Human Services, Department of	Direct		5 R01 HS024698-04	93.266	AIDS Relief	\$ 402,768	\$ -
Health and Human Services, Department of	Direct		1 R03 AA025449-02	93.273	Alcohol Research Programs	\$ 68,164	\$ -
Health and Human Services, Department of	Direct		5 K01 AA024804-04	93.273	Alcohol Research Programs	167,410	-
Health and Human Services, Department of	Direct		5 K23 AA023869-05	93.273	Alcohol Research Programs	167,460	-
Health and Human Services, Department of	Direct		5 K23 AA026333-02	93.273	Alcohol Research Programs	196,423	-
Health and Human Services, Department of	Direct		5 R01 AA007065-30	93.273	Alcohol Research Programs	144,640	-
Health and Human Services, Department of	Direct		5 R01 AA023122-05	93.273	Alcohol Research Programs	377,014	-
Health and Human Services, Department of	Direct		5 R01 AA024175-05	93.273	Alcohol Research Programs	664,673	-
Health and Human Services, Department of	Direct		5 R01 AA024433-03	93.273	Alcohol Research Programs	409,839	43,301
Health and Human Services, Department of	Direct		5 R01 AA024755-04	93.273	Alcohol Research Programs	420,506	-
Health and Human Services, Department of	Direct		5 R01 AA025684-02	93.273	Alcohol Research Programs	190,064	23,035
Health and Human Services, Department of	Direct		5 R01 AA025790-02	93.273	Alcohol Research Programs	244,201	-
Health and Human Services, Department of	Direct		5 R21AA025945-02	93.273	Alcohol Research Programs	92,926	-
Health and Human Services, Department of	Direct		5K23AA022641-05	93.273	Alcohol Research Programs	142,762	-
Health and Human Services, Department of	Direct		T32 AA007477	93.273	Alcohol Research Programs	274,104	-
Health and Human Services, Department of	Pass-Through	Arborsense, Inc.	R44AA026119	93.273	Alcohol Research Programs	208,875	-
Health and Human Services, Department of	Pass-Through	Brown University	00001217	93.273	Alcohol Research Programs	39,078	-
Health and Human Services, Department of	Pass-Through	Columbia University	1(GG014239)	93.273	Alcohol Research Programs	27,141	-
Health and Human Services, Department of	Pass-Through	Cornell University	69951-10235	93.273	Alcohol Research Programs	45,177	-

University of Michigan  
Schedule of Expenditures of Federal Awards  
For the Year Ended June 30, 2019

Cluster Title/Federal Grantor/Program	Type	Pass-Through Grantor	Award Identifier	CFDA Number	CFDA Program Title	Federal Expenditures	Pass-Through
Health and Human Services, Department of	Pass-Through	Idaho State University	11-255X	93.273	Alcohol Research Programs	5,283	-
Health and Human Services, Department of	Pass-Through	University of California - San Francisco	110866c	93.273	Alcohol Research Programs	47,064	-
Health and Human Services, Department of	Pass-Through	University of Colorado	1552087	93.273	Alcohol Research Programs	-	(1)
Health and Human Services, Department of	Pass-Through	University of Illinois at Chicago	17243	93.273	Alcohol Research Programs	161,741	-
Health and Human Services, Department of	Pass-Through	University of Minnesota	A007345702	93.273	Alcohol Research Programs	290,599	-
Health and Human Services, Department of	Pass-Through	University of Minnesota	A007398901	93.273	Alcohol Research Programs	22,031	-
Health and Human Services, Department of	Pass-Through	University of Washington	BPO15637	93.273	Alcohol Research Programs	15,005	-
Health and Human Services, Department of	Pass-Through	University of Washington	UWSC10669	93.273	Alcohol Research Programs	3,598	-
						\$ 4,425,777	\$ 66,336
Health and Human Services, Department of	Direct		1 F31 DA047738-01A1	93.279	Drug Abuse and Addiction Research Programs	4,136	-
Health and Human Services, Department of	Direct		1 K01 DA0044270-01A1	93.279	Drug Abuse and Addiction Research Programs	46,238	-
Health and Human Services, Department of	Direct		1 K01 DA004279-01A1	93.279	Drug Abuse and Addiction Research Programs	54,387	-
Health and Human Services, Department of	Direct		1 K08 DA0048110-01	93.279	Drug Abuse and Addiction Research Programs	25,034	-
Health and Human Services, Department of	Direct		1 R01 DA0044204-01A1	93.279	Drug Abuse and Addiction Research Programs	160,445	-
Health and Human Services, Department of	Direct		1 R03 DA048129-01	93.279	Drug Abuse and Addiction Research Programs	15,478	-
Health and Human Services, Department of	Direct		1 R13 DA046190-01	93.279	Drug Abuse and Addiction Research Programs	10,940	-
Health and Human Services, Department of	Direct		1 R21 DA004752-01A1	93.279	Drug Abuse and Addiction Research Programs	135,796	-
Health and Human Services, Department of	Direct		1 R21 DA049729-01	93.279	Drug Abuse and Addiction Research Programs	2,704	-
Health and Human Services, Department of	Direct		1 R34 DA045712-02	93.279	Drug Abuse and Addiction Research Programs	88,259	-
Health and Human Services, Department of	Direct		2 R01 DA031160-07	93.279	Drug Abuse and Addiction Research Programs	3,193	-
Health and Human Services, Department of	Direct		2 R01 DA031160-06	93.279	Drug Abuse and Addiction Research Programs	154,780	-
Health and Human Services, Department of	Direct		4 P01 DA031656-05	93.279	Drug Abuse and Addiction Research Programs	123,565	-
Health and Human Services, Department of	Direct		4 R01 DA001411-42	93.279	Drug Abuse and Addiction Research Programs	25,099	25,485
Health and Human Services, Department of	Direct		4 R01 DA033397-04	93.279	Drug Abuse and Addiction Research Programs	-	(674)
Health and Human Services, Department of	Direct		4 R01 DA035811-05	93.279	Drug Abuse and Addiction Research Programs	586,275	98,993
Health and Human Services, Department of	Direct		5 F31 DA041083-02	93.279	Drug Abuse and Addiction Research Programs	-	(9,645)
Health and Human Services, Department of	Direct		5 K01 DA036681-05	93.279	Drug Abuse and Addiction Research Programs	104,723	-
Health and Human Services, Department of	Direct		5 K08 DA037912-05	93.279	Drug Abuse and Addiction Research Programs	225,319	-
Health and Human Services, Department of	Direct		5 K23 DA036008-05	93.279	Drug Abuse and Addiction Research Programs	11,513	-
Health and Human Services, Department of	Direct		5 K23 DA038718-04	93.279	Drug Abuse and Addiction Research Programs	132,602	-
Health and Human Services, Department of	Direct		5 K23 DA039341-04	93.279	Drug Abuse and Addiction Research Programs	205,031	-
Health and Human Services, Department of	Direct		5 R01 DA001411-45	93.279	Drug Abuse and Addiction Research Programs	7,070,920	240,237
Health and Human Services, Department of	Direct		5 R01 DA003910-31	93.279	Drug Abuse and Addiction Research Programs	124,192	-
Health and Human Services, Department of	Direct		5 R01 DA015188-13	93.279	Drug Abuse and Addiction Research Programs	268,539	-
Health and Human Services, Department of	Direct		5 R01 DA016575-17	93.279	Drug Abuse and Addiction Research Programs	2,186,400	14,137
Health and Human Services, Department of	Direct		5 R01 DA035183-05	93.279	Drug Abuse and Addiction Research Programs	66,323	-
Health and Human Services, Department of	Direct		5 R01 DA035316-05	93.279	Drug Abuse and Addiction Research Programs	491,572	231,685
Health and Human Services, Department of	Direct		5 R01 DA038261-04	93.279	Drug Abuse and Addiction Research Programs	468,369	-
Health and Human Services, Department of	Direct		5 R01 DA038599-05	93.279	Drug Abuse and Addiction Research Programs	533,339	94,810
Health and Human Services, Department of	Direct		5 R01 DA039159-03	93.279	Drug Abuse and Addiction Research Programs	466,512	-
Health and Human Services, Department of	Direct		5 R01 DA039901-05	93.279	Drug Abuse and Addiction Research Programs	525,930	46,901
Health and Human Services, Department of	Direct		5 R01 DA039952-05	93.279	Drug Abuse and Addiction Research Programs	318,359	8,197
Health and Human Services, Department of	Direct		5 R01 DA041032-05	93.279	Drug Abuse and Addiction Research Programs	1,045,355	451,983
Health and Human Services, Department of	Direct		5 R01 DA042092-03	93.279	Drug Abuse and Addiction Research Programs	407,368	-
Health and Human Services, Department of	Direct		5 R01 DA042859-03	93.279	Drug Abuse and Addiction Research Programs	588,795	-
Health and Human Services, Department of	Direct		5 R01 DA043696-03	93.279	Drug Abuse and Addiction Research Programs	292,203	-
Health and Human Services, Department of	Direct		5 R01 DA044157-02	93.279	Drug Abuse and Addiction Research Programs	121,509	-
Health and Human Services, Department of	Direct		5 R01 DA044245-03	93.279	Drug Abuse and Addiction Research Programs	589,147	-
Health and Human Services, Department of	Direct		5 R01 DA044960-02	93.279	Drug Abuse and Addiction Research Programs	136,191	-
Health and Human Services, Department of	Direct		5 R01 DA045063-02	93.279	Drug Abuse and Addiction Research Programs	290,924	12,706
Health and Human Services, Department of	Direct		5 R01 DA045705-02	93.279	Drug Abuse and Addiction Research Programs	489,637	-
Health and Human Services, Department of	Direct		5 R03 DA039003-02	93.279	Drug Abuse and Addiction Research Programs	-	(9,679)
Health and Human Services, Department of	Direct		5 R03 DA041891-02	93.279	Drug Abuse and Addiction Research Programs	100,348	-
Health and Human Services, Department of	Direct		5 R21 DA041202-02	93.279	Drug Abuse and Addiction Research Programs	12,693	-
Health and Human Services, Department of	Direct		5 R21 DA041565-02	93.279	Drug Abuse and Addiction Research Programs	122,721	-
Health and Human Services, Department of	Direct		5 R21 DA045146-02	93.279	Drug Abuse and Addiction Research Programs	157,782	-
Health and Human Services, Department of	Direct		5 R21 DA045277-02	93.279	Drug Abuse and Addiction Research Programs	65,785	17,286
Health and Human Services, Department of	Direct		5 R34 DA045067-02	93.279	Drug Abuse and Addiction Research Programs	76,284	-
Health and Human Services, Department of	Direct		5 R34 DA047466-02	93.279	Drug Abuse and Addiction Research Programs	106,829	-
Health and Human Services, Department of	Direct		5 R37 DA039997-05	93.279	Drug Abuse and Addiction Research Programs	541,009	80,223
Health and Human Services, Department of	Direct		5 U01 DA041106-05	93.279	Drug Abuse and Addiction Research Programs	2,475,402	887,473
Health and Human Services, Department of	Direct		5 U01 DA043098-03	93.279	Drug Abuse and Addiction Research Programs	734,895	163,209
Health and Human Services, Department of	Direct		5 R01 DA036541-03	93.279	Drug Abuse and Addiction Research Programs	154,387	-
Health and Human Services, Department of	Direct		7 R01 DA042779 03	93.279	Drug Abuse and Addiction Research Programs	99,158	-
Health and Human Services, Department of	Direct		T32 DA007268	93.279	Drug Abuse and Addiction Research Programs	386,816	-
Health and Human Services, Department of	Direct		T32 DA007281	93.279	Drug Abuse and Addiction Research Programs	216,862	-
Health and Human Services, Department of	Pass-Through	Albert Einstein College of Medicine	310734	93.279	Drug Abuse and Addiction Research Programs	13,263	-
Health and Human Services, Department of	Pass-Through	Arbor Medical Innovations	R43DA046981	93.279	Drug Abuse and Addiction Research Programs	13,282	-
Health and Human Services, Department of	Pass-Through	Boys Town National Research Hospital	97008	93.279	Drug Abuse and Addiction Research Programs	-	(390)
Health and Human Services, Department of	Pass-Through	Brown University	00001179	93.279	Drug Abuse and Addiction Research Programs	26,724	-
Health and Human Services, Department of	Pass-Through	Children's Research Institute	30003671-01	93.279	Drug Abuse and Addiction Research Programs	25,022	-
Health and Human Services, Department of	Pass-Through	Emory University	Subaward 40036	93.279	Drug Abuse and Addiction Research Programs	2,620	-
Health and Human Services, Department of	Pass-Through	Emory University	T852804	93.279	Drug Abuse and Addiction Research Programs	35,755	-
Health and Human Services, Department of	Pass-Through	George Washington University	18-S26	93.279	Drug Abuse and Addiction Research Programs	28,551	-
Health and Human Services, Department of	Pass-Through	Michigan State University	RC104851UM	93.279	Drug Abuse and Addiction Research Programs	186,484	-
Health and Human Services, Department of	Pass-Through	Pennsylvania State University	5276-UM-DHHS-9838	93.279	Drug Abuse and Addiction Research Programs	5,643	-

University of Michigan  
 Schedule of Expenditures of Federal Awards  
 For the Year Ended June 30, 2019

Cluster Title/Federal Grantor/Program	Type	Pass-Through Grantor	Award Identifier	CFDA Number	CFDA Program Title	Federal Expenditures	Pass-Through		
Health and Human Services, Department of	Pass-Through	Rush University Medical Center	13083008-Sub02	93.279	Drug Abuse and Addiction Research Programs	28,827	-		
Health and Human Services, Department of	Pass-Through	Texas State University, San Marcos	18012-82851-1	93.279	Drug Abuse and Addiction Research Programs	27,147	-		
Health and Human Services, Department of	Pass-Through	Texas State University, San Marcos	18013-82803-1	93.279	Drug Abuse and Addiction Research Programs	40,015	-		
Health and Human Services, Department of	Pass-Through	University of Bath	Subcontract	93.279	Drug Abuse and Addiction Research Programs	315,600	-		
Health and Human Services, Department of	Pass-Through	University of California-San Diego	69115330	93.279	Drug Abuse and Addiction Research Programs	67,575	-		
Health and Human Services, Department of	Pass-Through	University of California-San Diego	72012619	93.279	Drug Abuse and Addiction Research Programs	280,508	-		
Health and Human Services, Department of	Pass-Through	University of California-San Diego	72012619	93.279	Drug Abuse and Addiction Research Programs	(19,798)	-		
Health and Human Services, Department of	Pass-Through	University of California-San Diego	117223515 / S9002283	93.279	Drug Abuse and Addiction Research Programs	281	-		
Health and Human Services, Department of	Pass-Through	University of Maryland, The	1600919	93.279	Drug Abuse and Addiction Research Programs	15,758	-		
Health and Human Services, Department of	Pass-Through	University of Maryland, The	1801973 PO SR00004939	93.279	Drug Abuse and Addiction Research Programs	113,127	-		
Health and Human Services, Department of	Pass-Through	University of Minnesota	A007451302	93.279	Drug Abuse and Addiction Research Programs	11,517	-		
Health and Human Services, Department of	Pass-Through	University of Minnesota	P004670602	93.279	Drug Abuse and Addiction Research Programs	50,012	-		
Health and Human Services, Department of	Pass-Through	University of Minnesota	P007183802	93.279	Drug Abuse and Addiction Research Programs	67,707	-		
Health and Human Services, Department of	Pass-Through	University of Washington	UWSC8498	93.279	Drug Abuse and Addiction Research Programs	108,783	-		
Health and Human Services, Department of	Pass-Through	University of Wisconsin	855K400	93.279	Drug Abuse and Addiction Research Programs	65,622	-		
Health and Human Services, Department of	Pass-Through	Virginia Commonwealth University	FP00000224_SA002	93.279	Drug Abuse and Addiction Research Programs	14,786	-		
						\$	25,352,495	\$	2,373,325
Health and Human Services, Department of	Direct		5 U01 DP006265-03	93.283	Centers for Disease Control and Prevention Investigations and Technical Assistance	\$ 862,998	\$ -		
Health and Human Services, Department of	Pass-Through	Michigan, State of, Health and Human Services, Department of	E20180447-001	93.283	Centers for Disease Control and Prevention Investigations and Technical Assistance	754	-		
Health and Human Services, Department of	Pass-Through	Michigan, State of, Health and Human Services, Department of	E20182522-00	93.283	Centers for Disease Control and Prevention Investigations and Technical Assistance	18,626	-		
Health and Human Services, Department of	Pass-Through	Michigan, State of, Health and Human Services, Department of	E20193020-00	93.283	Centers for Disease Control and Prevention Investigations and Technical Assistance	1,496	-		
Health and Human Services, Department of	Pass-Through	Michigan, State of, Health and Human Services, Department of	E20193022-00 G	93.283	Centers for Disease Control and Prevention Investigations and Technical Assistance	1,503	-		
						\$	885,377	\$	-
Health and Human Services, Department of	Direct		1 R21 EB019221-02	93.286	Discovery and Applied Research for Technological Innovations to Improve Human Health	\$ 8,111	\$ -		
Health and Human Services, Department of	Direct		1 R21 EB021562-02	93.286	Discovery and Applied Research for Technological Innovations to Improve Human Health	62,098	-		
Health and Human Services, Department of	Direct		3U01EB018753-04S1	93.286	Discovery and Applied Research for Technological Innovations to Improve Human Health	321,285	-		
Health and Human Services, Department of	Direct		4 R01 EB016079-04	93.286	Discovery and Applied Research for Technological Innovations to Improve Human Health	31,350	-		
Health and Human Services, Department of	Direct		5 O1 EB008998-09	93.286	Discovery and Applied Research for Technological Innovations to Improve Human Health	236,525	-		
Health and Human Services, Department of	Direct		5 R01 EB003320-23	93.286	Discovery and Applied Research for Technological Innovations to Improve Human Health	569,356	-		
Health and Human Services, Department of	Direct		5 R01 EB005678-12	93.286	Discovery and Applied Research for Technological Innovations to Improve Human Health	295,798	160,915		
Health and Human Services, Department of	Direct		5 R01 EB009910-09	93.286	Discovery and Applied Research for Technological Innovations to Improve Human Health	171,166	55,557		
Health and Human Services, Department of	Direct		5 R01 EB013198-09	93.286	Discovery and Applied Research for Technological Innovations to Improve Human Health	410,602	298,606		
Health and Human Services, Department of	Direct		5 R01 EB016079-06	93.286	Discovery and Applied Research for Technological Innovations to Improve Human Health	203,844	-		
Health and Human Services, Department of	Direct		5 R01 EB018297-04	93.286	Discovery and Applied Research for Technological Innovations to Improve Human Health	114,361	-		
Health and Human Services, Department of	Direct		5 R01 EB019436-04	93.286	Discovery and Applied Research for Technological Innovations to Improve Human Health	315,312	-		
Health and Human Services, Department of	Direct		5 R01 EB019834-03	93.286	Discovery and Applied Research for Technological Innovations to Improve Human Health	100,407	33,082		
Health and Human Services, Department of	Direct		5 R01 EB020644-04	93.286	Discovery and Applied Research for Technological Innovations to Improve Human Health	193,611	-		
Health and Human Services, Department of	Direct		5 R01 EB021155-04S1	93.286	Discovery and Applied Research for Technological Innovations to Improve Human Health	429,519	-		
Health and Human Services, Department of	Direct		5 R01 EB022028-04	93.286	Discovery and Applied Research for Technological Innovations to Improve Human Health	610,735	161,676		
Health and Human Services, Department of	Direct		5 R01 EB022033-04	93.286	Discovery and Applied Research for Technological Innovations to Improve Human Health	415,838	-		
Health and Human Services, Department of	Direct		5 R01 EB022075-034	93.286	Discovery and Applied Research for Technological Innovations to Improve Human Health	539,135	-		
Health and Human Services, Department of	Direct		5 R01 EB022563-04	93.286	Discovery and Applied Research for Technological Innovations to Improve Human Health	612,498	-		
Health and Human Services, Department of	Direct		5 R01 EB023294-04	93.286	Discovery and Applied Research for Technological Innovations to Improve Human Health	420,032	130,131		
Health and Human Services, Department of	Direct		5 R01 EB023618-03	93.286	Discovery and Applied Research for Technological Innovations to Improve Human Health	371,017	24,035		
Health and Human Services, Department of	Direct		5 R03 EB019352-02	93.286	Discovery and Applied Research for Technological Innovations to Improve Human Health	(22,884)	-		
Health and Human Services, Department of	Direct		5 R03 EB023459-02	93.286	Discovery and Applied Research for Technological Innovations to Improve Human Health	83,733	-		
Health and Human Services, Department of	Direct		5 R03 EB026526-02	93.286	Discovery and Applied Research for Technological Innovations to Improve Human Health	44,048	-		

University of Michigan  
Schedule of Expenditures of Federal Awards  
For the Year Ended June 30, 2019

Cluster Title/Federal Grantor/Program	Type	Pass-Through Grantor	Award Identifier	CFDA Number	CFDA Program Title	Federal Expenditures	Pass-Through
Health and Human Services, Department of	Direct		5 R03 EB027444 02	93.286	Discovery and Applied Research for Technological Innovations to Improve Human Health	69,190	-
Health and Human Services, Department of	Direct		5 R21 EB019566-02	93.286	Discovery and Applied Research for Technological Innovations to Improve Human Health	5,115	-
Health and Human Services, Department of	Direct		5 R21 EB020811-02	93.286	Discovery and Applied Research for Technological Innovations to Improve Human Health	(1,720)	-
Health and Human Services, Department of	Direct		5 R21 EB021546-02	93.286	Discovery and Applied Research for Technological Innovations to Improve Human Health	86,114	-
Health and Human Services, Department of	Direct		5 R21 EB024038-02	93.286	Discovery and Applied Research for Technological Innovations to Improve Human Health	208,538	-
Health and Human Services, Department of	Direct		5 R21 EB024410-02	93.286	Discovery and Applied Research for Technological Innovations to Improve Human Health	137,534	-
Health and Human Services, Department of	Direct		5 R25 EB019898-05	93.286	Discovery and Applied Research for Technological Innovations to Improve Human Health	49,671	-
Health and Human Services, Department of	Direct		5 U01 EB026977-02	93.286	Discovery and Applied Research for Technological Innovations to Improve Human Health	277,169	-
Health and Human Services, Department of	Direct		T32 EB005582	93.286	Discovery and Applied Research for Technological Innovations to Improve Human Health	228,815	-
Health and Human Services, Department of	Pass-Through	Harvard University	130307-5074036	93.286	Discovery and Applied Research for Technological Innovations to Improve Human Health	210,526	-
Health and Human Services, Department of	Pass-Through	Harvard University	130307-5074036	93.286	Discovery and Applied Research for Technological Innovations to Improve Human Health	(12,359)	-
Health and Human Services, Department of	Pass-Through	Tulane University	TUL-SCC-555609-17/18	93.286	Discovery and Applied Research for Technological Innovations to Improve Human Health	3,426	-
Health and Human Services, Department of	Pass-Through	University at Buffalo	R1080444	93.286	Discovery and Applied Research for Technological Innovations to Improve Human Health	5,842	-
Health and Human Services, Department of	Pass-Through	University of Colorado Boulder	1556807	93.286	Discovery and Applied Research for Technological Innovations to Improve Human Health	71,971	-
Health and Human Services, Department of	Pass-Through	University of Memphis	5-40513	93.286	Discovery and Applied Research for Technological Innovations to Improve Human Health	29,749	-
Health and Human Services, Department of	Pass-Through	University of Mississippi	66107990617	93.286	Discovery and Applied Research for Technological Innovations to Improve Human Health	18,458	-
Health and Human Services, Department of	Direct		2 U81 HP29300 04	93.300	National Center for Health Workforce Analysis	\$ 7,925,536	\$ 864,002
Health and Human Services, Department of	Direct		5 U81 HP29300-03-00	93.300	National Center for Health Workforce Analysis	\$ 736,569	\$ 43,523
						\$ 281,554	\$ 45,051
						\$ 1,018,123	\$ 88,574
Health and Human Services, Department of	Direct		3 R01 CA071699-20S1	93.307	Minority Health and Health Disparities Research	216,777	\$ -
Health and Human Services, Department of	Direct		4 P60 MD002249-10	93.307	Minority Health and Health Disparities Research	390,795	369,950
Health and Human Services, Department of	Direct		5 R01 MD008879-05	93.307	Minority Health and Health Disparities Research	282,816	-
Health and Human Services, Department of	Direct		5 R01 MD011516-03	93.307	Minority Health and Health Disparities Research	471,861	-
Health and Human Services, Department of	Direct		5 R01 MD011570-04	93.307	Minority Health and Health Disparities Research	974,136	40,796
Health and Human Services, Department of	Direct		5 R01 MD011716-03	93.307	Minority Health and Health Disparities Research	998,463	830,219
Health and Human Services, Department of	Direct		5 R01 MD011721-03	93.307	Minority Health and Health Disparities Research	319,115	72,628
Health and Human Services, Department of	Direct		5 R01 MD013299-02	93.307	Minority Health and Health Disparities Research	831,782	-
Health and Human Services, Department of	Direct		5 R03 MD012327-02	93.307	Minority Health and Health Disparities Research	25,022	-
Health and Human Services, Department of	Direct		5 R21 MD012683-02	93.307	Minority Health and Health Disparities Research	105,817	38,349
Health and Human Services, Department of	Direct		5 T37 MD001425-21	93.307	Minority Health and Health Disparities Research	90,655	-
Health and Human Services, Department of	Direct		5 U01 MD010579-04	93.307	Minority Health and Health Disparities Research	591,421	-
Health and Human Services, Department of	Pass-Through	Boston College	5105592-3	93.307	Minority Health and Health Disparities Research	5,784	-
Health and Human Services, Department of	Pass-Through	Harvard University	115402-5103514	93.307	Minority Health and Health Disparities Research	41,889	-
Health and Human Services, Department of	Pass-Through	Harvard University	116557-5103714	93.307	Minority Health and Health Disparities Research	(4,057)	-
Health and Human Services, Department of	Pass-Through	MEI Research, Ltd.	STTR Phase II	93.307	Minority Health and Health Disparities Research	192,103	-
Health and Human Services, Department of	Pass-Through	Michigan State University	RC106388E	93.307	Minority Health and Health Disparities Research	56,380	-
Health and Human Services, Department of	Pass-Through	Michigan State University	RC106388E	93.307	Minority Health and Health Disparities Research	17,670	-
Health and Human Services, Department of	Pass-Through	Thomas Jefferson University	080-18060-S10702	93.307	Minority Health and Health Disparities Research	(1,047)	-
Health and Human Services, Department of	Pass-Through	University of Illinois-Urbana-Champaign	079243-15822	93.307	Minority Health and Health Disparities Research	10,265	-
Health and Human Services, Department of	Pass-Through	University of Illinois-Urbana-Champaign	079243-15822	93.307	Minority Health and Health Disparities Research	4,303	-
Health and Human Services, Department of	Pass-Through	University of Pennsylvania	571099	93.307	Minority Health and Health Disparities Research	207,753	-
Health and Human Services, Department of	Pass-Through	University of Pennsylvania	576151 PO#4233592	93.307	Minority Health and Health Disparities Research	85,974	-
Health and Human Services, Department of	Pass-Through	Zansors	Agreement	93.307	Minority Health and Health Disparities Research	(73,420)	-
						\$ 5,842,257	\$ 1,351,942
Health and Human Services, Department of	Direct		1 DP2 DK113750-01	93.310	Trans-NIH Research Support	\$ 289,755	\$ -
Health and Human Services, Department of	Direct		1 DP2 GM114848-01	93.310	Trans-NIH Research Support	511,747	-
Health and Human Services, Department of	Direct		1 DP2-MH104119-01	93.310	Trans-NIH Research Support	1,915	-
Health and Human Services, Department of	Direct		1 U2C ES026553-01	93.310	Trans-NIH Research Support	993,891	-
Health and Human Services, Department of	Direct		3 R25 GM111837-04S1	93.310	Trans-NIH Research Support	182,464	8,231
Health and Human Services, Department of	Direct		3 U18 EB021760-02S1	93.310	Trans-NIH Research Support	964	-
Health and Human Services, Department of	Direct		30T2OD024907-01S2	93.310	Trans-NIH Research Support	775,649	-
Health and Human Services, Department of	Direct		4 U24 DK097153-05	93.310	Trans-NIH Research Support	536,182	21,965
Health and Human Services, Department of	Direct		5 R01 ES026877-04	93.310	Trans-NIH Research Support	458,997	105,913
Health and Human Services, Department of	Direct		5 R01 HD086676-03S1	93.310	Trans-NIH Research Support	354,644	34,094
Health and Human Services, Department of	Direct		5 R25 EB022363-03	93.310	Trans-NIH Research Support	116,153	-
Health and Human Services, Department of	Direct		5 U01 CA235487-02	93.310	Trans-NIH Research Support	300,772	43,773
Health and Human Services, Department of	Direct		5 U01 GM125274-03	93.310	Trans-NIH Research Support	644,050	-
Health and Human Services, Department of	Direct		5 U24 DK112342-03	93.310	Trans-NIH Research Support	946,652	-
Health and Human Services, Department of	Direct		5 U2CES030164-02	93.310	Trans-NIH Research Support	581,081	-

University of Michigan  
 Schedule of Expenditures of Federal Awards  
 For the Year Ended June 30, 2019

Cluster Title/Federal Grantor/Program	Type	Pass-Through Grantor	Award Identifier	CFDA Number	CFDA Program Title	Federal Expenditures	Pass-Through
Health and Human Services, Department of	Pass-Through	Cleveland Clinic Lerner College of Medicine	992-SUB	93.310	Trans-NIH Research Support	66,282	-
Health and Human Services, Department of	Pass-Through	Michigan State University	RC 108889UM	93.310	Trans-NIH Research Support	469,693	-
Health and Human Services, Department of	Pass-Through	Michigan State University	RC106694A	93.310	Trans-NIH Research Support	221,276	-
Health and Human Services, Department of	Pass-Through	Michigan State University	RG100983	93.310	Trans-NIH Research Support	9,131	-
Health and Human Services, Department of	Pass-Through	Michigan State University	RG100983-2	93.310	Trans-NIH Research Support	8,352	-
Health and Human Services, Department of	Pass-Through	Northeastern University	500626-78051	93.310	Trans-NIH Research Support	262,928	-
Health and Human Services, Department of	Pass-Through	Rockefeller University	5UH3TR000933-05	93.310	Trans-NIH Research Support	38,982	-
Health and Human Services, Department of	Pass-Through	The University of Texas Health Science Center at Houston	0012225A	93.310	Trans-NIH Research Support	135,750	-
Health and Human Services, Department of	Pass-Through	University of California-San Diego	105433232	93.310	Trans-NIH Research Support	23,782	-
Health and Human Services, Department of	Pass-Through	Vanderbilt University Medical Center	VUMC 58159	93.310	Trans-NIH Research Support	7,576	-
Health and Human Services, Department of	Pass-Through	Vanderbilt University Medical Center	VUMC 58159	93.310	Trans-NIH Research Support	6,904	-
						\$ 7,945,572	\$ 213,976
Health and Human Services, Department of	Direct		1 NU13PS003769-01-00	93.339	Public Health Conference Support	\$ 89,045	\$ -
Health and Human Services, Department of	Direct		1 R13 TR002521-01	93.350	National Center for Advancing Translational Sciences	\$ 26,999	\$ -
Health and Human Services, Department of	Direct		1 U01 TR002488-02	93.350	National Center for Advancing Translational Sciences	803,249	323,383
Health and Human Services, Department of	Direct		5 KL2 TR002241-03	93.350	National Center for Advancing Translational Sciences	1,299,864	-
Health and Human Services, Department of	Direct		5 U01 TR002013-03	93.350	National Center for Advancing Translational Sciences	866,338	462,199
Health and Human Services, Department of	Direct		5 UL1 TR002240-03	93.350	National Center for Advancing Translational Sciences	9,587,667	21,396
Health and Human Services, Department of	Direct		TL1 TR002242	93.350	National Center for Advancing Translational Sciences	126,796	-
Health and Human Services, Department of	Pass-Through	University of Alabama	000508606-018	93.350	National Center for Advancing Translational Sciences	849	-
Health and Human Services, Department of	Pass-Through	University of South Florida	6119-1359-11-B	93.350	National Center for Advancing Translational Sciences	803	-
Health and Human Services, Department of	Pass-Through	Washington University in St. Louis	UWSC10033 / BPO 26355	93.350	National Center for Advancing Translational Sciences	31,492	-
						\$ 12,744,057	\$ 806,978
Health and Human Services, Department of	Direct		1 S10 OD021619-01	93.351	Research Infrastructure Programs	\$ (104,091)	\$ -
Health and Human Services, Department of	Direct		1 S10OD025046-01	93.351	Research Infrastructure Programs	600,000	-
Health and Human Services, Department of	Direct		5 K26 OD016502-05	93.351	Research Infrastructure Programs	(12,117)	-
Health and Human Services, Department of	Direct		5 R21 OD018265-02	93.351	Research Infrastructure Programs	(3,243)	-
Health and Human Services, Department of	Direct		5 R21 OD0201087-02	93.351	Research Infrastructure Programs	(26,151)	-
Health and Human Services, Department of	Direct		5 R21 OD023194-02	93.351	Research Infrastructure Programs	140,860	-
Health and Human Services, Department of	Direct		5 R21 OD024789-02	93.351	Research Infrastructure Programs	159,688	65,270
Health and Human Services, Department of	Pass-Through	North Carolina State University	2018-0522-01	93.351	Research Infrastructure Programs	25,605	-
						\$ 780,551	\$ 65,270
Health and Human Services, Department of	Direct		1U01CA224145-01	93.353	21st Century Cures Act - Beau Biden Cancer Moonshot	\$ 701,199	\$ -
Health and Human Services, Department of	Pass-Through	Dana-Farber Cancer Institute	1204001	93.353	21st Century Cures Act - Beau Biden Cancer Moonshot	30,705	-
Health and Human Services, Department of	Pass-Through	Magee Womens Research Institute	6800	93.353	21st Century Cures Act - Beau Biden Cancer Moonshot	16,898	-
Health and Human Services, Department of	Pass-Through	University of Minnesota	H006354701	93.353	21st Century Cures Act - Beau Biden Cancer Moonshot	171,897	-
						\$ 920,699	\$ -
Health and Human Services, Department of	Direct		4 UF1HP26979-03-02	93.359	Nurse Education, Practice Quality and Retention Grants	\$ 209,766	\$ -
Health and Human Services, Department of	Direct		6UD7HP28536-01-02	93.359	Nurse Education, Practice Quality and Retention Grants	388,675	299,059.00
						\$ 598,441	\$ 299,059
Health and Human Services, Department of	Direct		4 R01 NR013658-05	93.361	Nursing Research	75,953	50,143.00
Health and Human Services, Department of	Direct		4 R01 NR013861-05	93.361	Nursing Research	(37,203)	-
Health and Human Services, Department of	Direct		5 P20 NR015331-05	93.361	Nursing Research	222,959	-
Health and Human Services, Department of	Direct		5 R01 NR016093-03	93.361	Nursing Research	565,201	-
Health and Human Services, Department of	Direct		5 R01 NR016123-04	93.361	Nursing Research	533,123	-
Health and Human Services, Department of	Direct		5 R01 NR017096-03	93.361	Nursing Research	506,552	99,778
Health and Human Services, Department of	Direct		5 R21 NR016332-02	93.361	Nursing Research	174,437	4,964
Health and Human Services, Department of	Direct		5 R21 NR016802-02	93.361	Nursing Research	188,802	10,178
Health and Human Services, Department of	Direct		5 R21 NR016930-02	93.361	Nursing Research	131,547	-
Health and Human Services, Department of	Direct		T32 NR016914	93.361	Nursing Research	210,418	-
Health and Human Services, Department of	Pass-Through	Henry Ford Health System	B11112MSU	93.361	Nursing Research	12,777	-
Health and Human Services, Department of	Pass-Through	Indiana University	IN4679348UM	93.361	Nursing Research	102,079	-
Health and Human Services, Department of	Pass-Through	Michigan State University	RC106854UM	93.361	Nursing Research	12,561	-
Health and Human Services, Department of	Pass-Through	Michigan State University	RC106970UM	93.361	Nursing Research	33,794	-
Health and Human Services, Department of	Pass-Through	The University of Texas MD Anderson Cancer Center	3001166284	93.361	Nursing Research	8,853	-
Health and Human Services, Department of	Pass-Through	Wayne State University	WSU19027	93.361	Nursing Research	47,269	-
						\$ 2,789,122	\$ 165,063
Health and Human Services, Department of	Pass-Through	Michigan State University	RC103659UM	93.389	National Center for Research Resources	\$ 58,408	\$ -
Health and Human Services, Department of	Direct		1 F99 CA234810-01	93.393	Cancer Cause and Prevention Research	\$ 24,425	\$ -
Health and Human Services, Department of	Direct		1 R01 CA232263-01A1	93.393	Cancer Cause and Prevention Research	167,201	-
Health and Human Services, Department of	Direct		1 R37 CA233476-01	93.393	Cancer Cause and Prevention Research	111,040	-
Health and Human Services, Department of	Direct		4 P01 CA163233-05	93.393	Cancer Cause and Prevention Research	72,982	34,366
Health and Human Services, Department of	Direct		5 R01 CA129102-10	93.393	Cancer Cause and Prevention Research	340,851	96,363
Health and Human Services, Department of	Direct		5 R01 CA152192-05	93.393	Cancer Cause and Prevention Research	(19,573)	-
Health and Human Services, Department of	Direct		5 R01 CA171277-05	93.393	Cancer Cause and Prevention Research	51,975	-
Health and Human Services, Department of	Direct		5 R01 CA174768-05	93.393	Cancer Cause and Prevention Research	292,265	-
Health and Human Services, Department of	Direct		5 R01 CA189352-05	93.393	Cancer Cause and Prevention Research	320,002	-
Health and Human Services, Department of	Direct		5 R01 CA200731-04	93.393	Cancer Cause and Prevention Research	470,508	-
Health and Human Services, Department of	Direct		5 R01 CA201198-04	93.393	Cancer Cause and Prevention Research	632,062	-
Health and Human Services, Department of	Direct		5 R01 CA201356-04	93.393	Cancer Cause and Prevention Research	395,839	50,853
Health and Human Services, Department of	Direct		5 R01 CA201415-03	93.393	Cancer Cause and Prevention Research	488,051	180,613
Health and Human Services, Department of	Direct		5 R01 CA203542-04	93.393	Cancer Cause and Prevention Research	329,201	-
Health and Human Services, Department of	Direct		5 R01 CA206610-04	93.393	Cancer Cause and Prevention Research	543,327	-
Health and Human Services, Department of	Direct		5 R01 CA214829-02	93.393	Cancer Cause and Prevention Research	669,462	-
Health and Human Services, Department of	Direct		5 R01 CA215981-02	93.393	Cancer Cause and Prevention Research	444,950	-
Health and Human Services, Department of	Direct		5 R01 CA218116-02	93.393	Cancer Cause and Prevention Research	471,077	-

University of Michigan  
 Schedule of Expenditures of Federal Awards  
 For the Year Ended June 30, 2019

Cluster Title/Federal Grantor/Program	Type	Pass-Through Grantor	Award Identifier	CFDA Number	CFDA Program Title	Federal Expenditures	Pass-Through
Health and Human Services, Department of	Direct		5 R01CA212517-03	93.393	Cancer Cause and Prevention Research	185,492	17,282
Health and Human Services, Department of	Direct		5 R21 CA191186-04	93.393	Cancer Cause and Prevention Research	40,590	-
Health and Human Services, Department of	Direct		5 R21 CA201782-02	93.393	Cancer Cause and Prevention Research	167,599	-
Health and Human Services, Department of	Direct		5 R21 CA204560-03	93.393	Cancer Cause and Prevention Research	233,144	-
Health and Human Services, Department of	Direct		5 R21 CA219300-02	93.393	Cancer Cause and Prevention Research	209,765	-
Health and Human Services, Department of	Direct		5 R37 CA214787-02	93.393	Cancer Cause and Prevention Research	536,382	169,325
Health and Human Services, Department of	Direct		5 R37 CA222885-02	93.393	Cancer Cause and Prevention Research	509,568	-
Health and Human Services, Department of	Direct		5 U01 CA182915-05	93.393	Cancer Cause and Prevention Research	574,310	-
Health and Human Services, Department of	Direct		5 U01 CA199284-05	93.393	Cancer Cause and Prevention Research	1,800,917	1,345,882
Health and Human Services, Department of	Direct		5 U24 CA204863-03	93.393	Cancer Cause and Prevention Research	841,836	372,844
Health and Human Services, Department of	Pass-Through	Arcascope	Research Agreement	93.393	Cancer Cause and Prevention Research	62,251	-
Health and Human Services, Department of	Pass-Through	Brown University	00001193	93.393	Cancer Cause and Prevention Research	17,406	-
Health and Human Services, Department of	Pass-Through	Brown University	00001193	93.393	Cancer Cause and Prevention Research	16,223	-
Health and Human Services, Department of	Pass-Through	Columbia University	5(GG012814-01)	93.393	Cancer Cause and Prevention Research	15,494	-
Health and Human Services, Department of	Pass-Through	Georgetown University	412187 _ GR411954-UM	93.393	Cancer Cause and Prevention Research	6,328	-
Health and Human Services, Department of	Pass-Through	Georgetown University	GR411619	93.393	Cancer Cause and Prevention Research	69,514	-
Health and Human Services, Department of	Pass-Through	Georgetown University	GR413124	93.393	Cancer Cause and Prevention Research	139,981	-
Health and Human Services, Department of	Pass-Through	Harvard University	112185-5101412	93.393	Cancer Cause and Prevention Research	31,484	-
Health and Human Services, Department of	Pass-Through	Hutchinson, Fred, Cancer Research Center	0000917146	93.393	Cancer Cause and Prevention Research	2,699	-
Health and Human Services, Department of	Pass-Through	Hutchinson, Fred, Cancer Research Center	0000918478	93.393	Cancer Cause and Prevention Research	34,853	-
Health and Human Services, Department of	Pass-Through	Hutchinson, Fred, Cancer Research Center	0000954436	93.393	Cancer Cause and Prevention Research	220,677	-
Health and Human Services, Department of	Pass-Through	Hutchinson, Fred, Cancer Research Center	0000956874	93.393	Cancer Cause and Prevention Research	17,818	-
Health and Human Services, Department of	Pass-Through	ImBio	22	93.393	Cancer Cause and Prevention Research	1,632	-
Health and Human Services, Department of	Pass-Through	ImBio	1 R44 CA210825 02	93.393	Cancer Cause and Prevention Research	238,290	-
Health and Human Services, Department of	Pass-Through	ImBio	22-03	93.393	Cancer Cause and Prevention Research	26,831	-
Health and Human Services, Department of	Pass-Through	Memorial Sloan-Kettering Cancer Center (MSKCC)	BD519865A	93.393	Cancer Cause and Prevention Research	37,505	-
Health and Human Services, Department of	Pass-Through	Northwestern University	60041989 UM	93.393	Cancer Cause and Prevention Research	148,070	-
Health and Human Services, Department of	Pass-Through	Ohio State University, The	60064997	93.393	Cancer Cause and Prevention Research	130,672	-
Health and Human Services, Department of	Pass-Through	Ohio State University, The	60065296	93.393	Cancer Cause and Prevention Research	80,666	-
Health and Human Services, Department of	Pass-Through	Ohio State University, The	RF01456068	93.393	Cancer Cause and Prevention Research	(75)	-
Health and Human Services, Department of	Pass-Through	ProDevice Medical Supplies and Equipment LLC	Award Letter	93.393	Cancer Cause and Prevention Research	45,524	-
Health and Human Services, Department of	Pass-Through	Purdue University	4102-41070	93.393	Cancer Cause and Prevention Research	(150)	-
Health and Human Services, Department of	Pass-Through	Stanford University	61795885-129906	93.393	Cancer Cause and Prevention Research	273,834	-
Health and Human Services, Department of	Pass-Through	The University of Texas MD Anderson Cancer Center	3001216083	93.393	Cancer Cause and Prevention Research	17,501	-
Health and Human Services, Department of	Pass-Through	The University of Texas MD Anderson Cancer Center	R01CA214954	93.393	Cancer Cause and Prevention Research	77,433	-
Health and Human Services, Department of	Pass-Through	The University of Texas MD Anderson Cancer Center	Subaward No. 3000993722	93.393	Cancer Cause and Prevention Research	(6,727)	-
Health and Human Services, Department of	Pass-Through	University of North Carolina at Chapel Hill	5106265	93.393	Cancer Cause and Prevention Research	23,914	-
Health and Human Services, Department of	Pass-Through	University of Pittsburgh	0057797 (130855?1)	93.393	Cancer Cause and Prevention Research	23,166	-
Health and Human Services, Department of	Pass-Through	University of South Carolina	18-3419	93.393	Cancer Cause and Prevention Research	51,520	-
Health and Human Services, Department of	Pass-Through	University of Southern California	65281593	93.393	Cancer Cause and Prevention Research	26,541	-
Health and Human Services, Department of	Pass-Through	University of Utah	10045740-06	93.393	Cancer Cause and Prevention Research	14,897	-
						\$ 12,751,020	\$ 2,267,528
Health and Human Services, Department of	Direct		1 R01 CA226527-01	93.394	Cancer Detection and Diagnosis Research	\$ 234,199	\$ -
Health and Human Services, Department of	Direct		1 R01 CA238023 01	93.394	Cancer Detection and Diagnosis Research	78,794	-
Health and Human Services, Department of	Direct		1 R37 CA222829-01A1	93.394	Cancer Detection and Diagnosis Research	74,852	-
Health and Human Services, Department of	Direct		1 U01 CA232931 01	93.394	Cancer Detection and Diagnosis Research	16,688	-
Health and Human Services, Department of	Direct		5 P01 CA085878-14	93.394	Cancer Detection and Diagnosis Research	889,374	52,007
Health and Human Services, Department of	Direct		5 R01 CA160254-08	93.394	Cancer Detection and Diagnosis Research	335,010	39,771
Health and Human Services, Department of	Direct		5 R01 CA186769-05	93.394	Cancer Detection and Diagnosis Research	188,194	-
Health and Human Services, Department of	Direct		5 R01 CA190299-05	93.394	Cancer Detection and Diagnosis Research	564,838	338,147
Health and Human Services, Department of	Direct		5 R01 CA194536-04	93.394	Cancer Detection and Diagnosis Research	594,548	-
Health and Human Services, Department of	Direct		5 R01 CA208335-03	93.394	Cancer Detection and Diagnosis Research	704,789	-
Health and Human Services, Department of	Direct		5 R01 CA210237-03	93.394	Cancer Detection and Diagnosis Research	714,770	-
Health and Human Services, Department of	Direct		5 R01 CA211217-02	93.394	Cancer Detection and Diagnosis Research	536,188	-
Health and Human Services, Department of	Direct		5 R01 CA214981 02	93.394	Cancer Detection and Diagnosis Research	525,258	-
Health and Human Services, Department of	Direct		5 R01 CA215574-02	93.394	Cancer Detection and Diagnosis Research	408,681	59,594
Health and Human Services, Department of	Direct		5 R01 CA217954-02	93.394	Cancer Detection and Diagnosis Research	301,153	-
Health and Human Services, Department of	Direct		5 R21 CA188481-02	93.394	Cancer Detection and Diagnosis Research	(4,888)	-
Health and Human Services, Department of	Direct		5 R21 CA189775-02	93.394	Cancer Detection and Diagnosis Research	(7,118)	-
Health and Human Services, Department of	Direct		5 R21 CA205414-02	93.394	Cancer Detection and Diagnosis Research	7,200	14,185
Health and Human Services, Department of	Direct		5 R33 CA202867-03	93.394	Cancer Detection and Diagnosis Research	181,974	-
Health and Human Services, Department of	Direct		5 R33 CA229023 02	93.394	Cancer Detection and Diagnosis Research	254,716	-
Health and Human Services, Department of	Direct		5 R35 CA197701-04	93.394	Cancer Detection and Diagnosis Research	548,672	-
Health and Human Services, Department of	Direct		5 R35 CA231996-02	93.394	Cancer Detection and Diagnosis Research	781,600	-
Health and Human Services, Department of	Direct		5 R37 CA214955-03	93.394	Cancer Detection and Diagnosis Research	352,232	98,601
Health and Human Services, Department of	Direct		5 R50 CA 221808 -02	93.394	Cancer Detection and Diagnosis Research	53,968	-
Health and Human Services, Department of	Direct		5 U01 CA086400-19	93.394	Cancer Detection and Diagnosis Research	1,222,151	239,797
Health and Human Services, Department of	Direct		5 U01 CA166104-08	93.394	Cancer Detection and Diagnosis Research	545,908	29,491
Health and Human Services, Department of	Direct		5 U01 CA179106-04	93.394	Cancer Detection and Diagnosis Research	111,187	-
Health and Human Services, Department of	Direct		5 U01 CA183848-06	93.394	Cancer Detection and Diagnosis Research	397,026	-
Health and Human Services, Department of	Direct		5 U01 CA189291-04	93.394	Cancer Detection and Diagnosis Research	252,271	-
Health and Human Services, Department of	Direct		5 U01 CA195599-05	93.394	Cancer Detection and Diagnosis Research	339,895	6,702
Health and Human Services, Department of	Direct		5 U01 CA214170-04	93.394	Cancer Detection and Diagnosis Research	703,645	-
Health and Human Services, Department of	Direct		5 U01 CA216459-02	93.394	Cancer Detection and Diagnosis Research	358,536	5,165
Health and Human Services, Department of	Direct		5 U01 CA225753-02	93.394	Cancer Detection and Diagnosis Research	446,112	147,737
Health and Human Services, Department of	Direct		5 U01 CA230669-02	93.394	Cancer Detection and Diagnosis Research	458,171	-

University of Michigan  
 Schedule of Expenditures of Federal Awards  
 For the Year Ended June 30, 2019

Cluster Title/Federal Grantor/Program	Type	Pass-Through Grantor	Award Identifier	CFDA Number	CFDA Program Title	Federal Expenditures	Pass-Through
Health and Human Services, Department of	Direct		5 U24 CA210967-04	93.394	Cancer Detection and Diagnosis Research	859,795	-
Health and Human Services, Department of	Pass-Through	Case Western Reserve University	RESS11502	93.394	Cancer Detection and Diagnosis Research	558	-
Health and Human Services, Department of	Pass-Through	Case Western Reserve University	RESS13628	93.394	Cancer Detection and Diagnosis Research	2,909	-
Health and Human Services, Department of	Pass-Through	Hutchinson, Fred, Cancer Research Center	0000853873	93.394	Cancer Detection and Diagnosis Research	56,833	-
Health and Human Services, Department of	Pass-Through	Hutchinson, Fred, Cancer Research Center	0000879068-Project 214681	93.394	Cancer Detection and Diagnosis Research	7,353	-
Health and Human Services, Department of	Pass-Through	Hutchinson, Fred, Cancer Research Center	Subaward No. 0000961971	93.394	Cancer Detection and Diagnosis Research	371,263	-
Health and Human Services, Department of	Pass-Through	Light Age, Inc	Grant #: 1R43CA206756-01	93.394	Cancer Detection and Diagnosis Research	(30,487)	-
Health and Human Services, Department of	Pass-Through	Sloan-Kettering Cancer Institute	Subaward Agreement	93.394	Cancer Detection and Diagnosis Research	22,625	-
Health and Human Services, Department of	Pass-Through	The Research Institute at Nationwide Children's Hospital	820389BF	93.394	Cancer Detection and Diagnosis Research	19,017	-
Health and Human Services, Department of	Pass-Through	The University of Texas MD Anderson Cancer Center	00004191	93.394	Cancer Detection and Diagnosis Research	17,896	-
Health and Human Services, Department of	Pass-Through	The University of Texas MD Anderson Cancer Center	3001270326	93.394	Cancer Detection and Diagnosis Research	47,608	-
Health and Human Services, Department of	Pass-Through	University of California-San Diego	112292279	93.394	Cancer Detection and Diagnosis Research	22,646	-
Health and Human Services, Department of	Pass-Through	University of Texas Southwestern Medical Center	GMO 170509	93.394	Cancer Detection and Diagnosis Research	48,965	-
Health and Human Services, Department of	Pass-Through	University of Texas Southwestern Medical Center	GMO 180111 PO RGC000001422	93.394	Cancer Detection and Diagnosis Research	19,852	-
Health and Human Services, Department of	Pass-Through	University of Texas Southwestern Medical Center	GMO 180111 PO# 000001422A	93.394	Cancer Detection and Diagnosis Research	24,990	-
Health and Human Services, Department of	Pass-Through	University of Texas Southwestern Medical Center	GMO 191109	93.394	Cancer Detection and Diagnosis Research	109,112	-
Health and Human Services, Department of	Pass-Through	University of Washington	UWSC8459	93.394	Cancer Detection and Diagnosis Research	336,855	-
Health and Human Services, Department of	Pass-Through	Virginia Polytechnic Institute and State University	432045-1937	93.394	Cancer Detection and Diagnosis Research	99,936	-
						\$ 15,208,320	\$ 1,031,197
Health and Human Services, Department of	Direct		1 R01 CA220199-02	93.395	Cancer Treatment Research	616,729	-
Health and Human Services, Department of	Direct		1 R01 CA226759-01A1	93.395	Cancer Treatment Research	148,253	-
Health and Human Services, Department of	Direct		1 R01 CA235726-01	93.395	Cancer Treatment Research	63,407	-
Health and Human Services, Department of	Direct		1 UG1 CA233160-01	93.395	Cancer Treatment Research	211,351	-
Health and Human Services, Department of	Direct		2 R01 CA217156-03	93.395	Cancer Treatment Research	382,904	2,062
Health and Human Services, Department of	Direct		4 R01 CA163737-05	93.395	Cancer Treatment Research	22,779	-
Health and Human Services, Department of	Direct		4 R01 CA166033-05	93.395	Cancer Treatment Research	66,863	-
Health and Human Services, Department of	Direct		4 R01 CA177307-04	93.395	Cancer Treatment Research	(17,169)	-
Health and Human Services, Department of	Direct		5 P01 CA059827-20	93.395	Cancer Treatment Research	2,226,485	-
Health and Human Services, Department of	Direct		5 R00 - CA197672-05	93.395	Cancer Treatment Research	359,549	-
Health and Human Services, Department of	Direct		5 R00 CA194163-05	93.395	Cancer Treatment Research	286,765	-
Health and Human Services, Department of	Direct		5 R01 CA125187-10S1	93.395	Cancer Treatment Research	(5,998)	-
Health and Human Services, Department of	Direct		5 R01 CA133046-10	93.395	Cancer Treatment Research	216,139	-
Health and Human Services, Department of	Direct		5 R01 CA140667-09	93.395	Cancer Treatment Research	563,246	-
Health and Human Services, Department of	Direct		5 R01 CA160467-08	93.395	Cancer Treatment Research	409,274	8,411
Health and Human Services, Department of	Direct		5 R01 CA181654-06	93.395	Cancer Treatment Research	190,870	-
Health and Human Services, Department of	Direct		5 R01 CA184153-05	93.395	Cancer Treatment Research	598,033	-
Health and Human Services, Department of	Direct		5 R01 CA187004-03	93.395	Cancer Treatment Research	(56,719)	-
Health and Human Services, Department of	Direct		5 R01 CA188252-05	93.395	Cancer Treatment Research	407,392	-
Health and Human Services, Department of	Direct		5 R01 CA188323-05	93.395	Cancer Treatment Research	341,688	-
Health and Human Services, Department of	Direct		5 R01 CA190498-05	93.395	Cancer Treatment Research	442,622	-
Health and Human Services, Department of	Direct		5 R01 CA193690-05	93.395	Cancer Treatment Research	429,363	-
Health and Human Services, Department of	Direct		5 R01 CA200660-04	93.395	Cancer Treatment Research	414,590	-
Health and Human Services, Department of	Direct		5 R01 CA201204-03	93.395	Cancer Treatment Research	154,235	-
Health and Human Services, Department of	Direct		5 R01 CA207272-03	93.395	Cancer Treatment Research	467,026	9,921
Health and Human Services, Department of	Direct		5 R01 CA208267-02	93.395	Cancer Treatment Research	647,798	-
Health and Human Services, Department of	Direct		5 R01 CA211016-03	93.395	Cancer Treatment Research	844,307	-
Health and Human Services, Department of	Direct		5 R01 CA214567-03	93.395	Cancer Treatment Research	663,632	317,391
Health and Human Services, Department of	Direct		5 R01 CA215758-03	93.395	Cancer Treatment Research	513,551	-
Health and Human Services, Department of	Direct		5 R01 CA219345-03	93.395	Cancer Treatment Research	671,889	-
Health and Human Services, Department of	Direct		5 R01CA217141-03	93.395	Cancer Treatment Research	512,644	199,889
Health and Human Services, Department of	Direct		5 R21 CA205636-02	93.395	Cancer Treatment Research	(3,921)	-
Health and Human Services, Department of	Direct		5 R21 CA209166-02	93.395	Cancer Treatment Research	(14,290)	-
Health and Human Services, Department of	Direct		5 R21 CA218498-02	93.395	Cancer Treatment Research	157,647	-
Health and Human Services, Department of	Direct		5 R21 CA226962-02	93.395	Cancer Treatment Research	55,800	-
Health and Human Services, Department of	Direct		5 R37 CA222215-02	93.395	Cancer Treatment Research	438,256	-
Health and Human Services, Department of	Direct		5 U01 CA216449-03	93.395	Cancer Treatment Research	643,566	-
Health and Human Services, Department of	Direct		5 U01 CA229437-02	93.395	Cancer Treatment Research	386,294	183,288
Health and Human Services, Department of	Direct		5 U10 CA180801-05	93.395	Cancer Treatment Research	413,678	-
Health and Human Services, Department of	Direct		7 R01 CA197780-04	93.395	Cancer Treatment Research	113,614	-
Health and Human Services, Department of	Pass-Through	Case Western Reserve University	RESS13951	93.395	Cancer Treatment Research	6,596	-
Health and Human Services, Department of	Pass-Through	Cleveland Clinic Foundation (CCF)	R01 CA168899	93.395	Cancer Treatment Research	(78)	-
Health and Human Services, Department of	Pass-Through	Cold Spring Harbor Lab	55600215	93.395	Cancer Treatment Research	32,245	-
Health and Human Services, Department of	Pass-Through	Colorado State University	G-33008-1	93.395	Cancer Treatment Research	74,621	-
Health and Human Services, Department of	Pass-Through	ECOG-ACRIN Medical Research Foundation, Inc	1UG1CA18928-01-MICH1	93.395	Cancer Treatment Research	10,130	-
Health and Human Services, Department of	Pass-Through	ECOG-ACRIN Medical Research Foundation, Inc	1UG1CA18928-01-MICH3	93.395	Cancer Treatment Research	11,814	-
Health and Human Services, Department of	Pass-Through	ECOG-ACRIN Medical Research Foundation, Inc	5UG1CA18928-04-MICH4	93.395	Cancer Treatment Research	15,753	-
Health and Human Services, Department of	Pass-Through	ECOG-ACRIN Medical Research Foundation, Inc	5UG1CA18928-05	93.395	Cancer Treatment Research	93,467	-
Health and Human Services, Department of	Pass-Through	Emory University	T791626	93.395	Cancer Treatment Research	109,694	-
Health and Human Services, Department of	Pass-Through	Indiana University	IN4684921UM	93.395	Cancer Treatment Research	92,986	-
Health and Human Services, Department of	Pass-Through	Mekanistic Therapeutics LLC	2R44CA213715	93.395	Cancer Treatment Research	29,981	-
Health and Human Services, Department of	Pass-Through	NRG Oncology	NRGCC006-UM	93.395	Cancer Treatment Research	13,774	-
Health and Human Services, Department of	Pass-Through	NRG Oncology	Subaward 180868	93.395	Cancer Treatment Research	16,286	-
Health and Human Services, Department of	Pass-Through	Ohio State University, The	60067041/RF01531328	93.395	Cancer Treatment Research	15,297	-
Health and Human Services, Department of	Pass-Through	Oregon Health and Science University	1005019_UMI	93.395	Cancer Treatment Research	8,226	-
Health and Human Services, Department of	Pass-Through	Oregon Health and Science University	1005019_UMI	93.395	Cancer Treatment Research	2,511	-
Health and Human Services, Department of	Pass-Through	Oregon Health and Science University	1005019_UMI_Baker	93.395	Cancer Treatment Research	3,339	-



University of Michigan  
 Schedule of Expenditures of Federal Awards  
 For the Year Ended June 30, 2019

Cluster Title/Federal Grantor/Program	Type	Pass-Through Grantor	Award Identifier	CFDA Number	CFDA Program Title	Federal Expenditures	Pass-Through
Health and Human Services, Department of	Pass-Through	Oregon Health and Science University	1005019 UMI Baker	93.395	Cancer Treatment Research	375	-
Health and Human Services, Department of	Pass-Through	Oregon Health and Science University	1005019 UMI Leja	93.395	Cancer Treatment Research	122,020	-
Health and Human Services, Department of	Pass-Through	Oregon Health and Science University	1005019 UMI Leja	93.395	Cancer Treatment Research	8,107	-
Health and Human Services, Department of	Pass-Through	Oregon Health and Science University	1005019 UMI Rae	93.395	Cancer Treatment Research	4,847	-
Health and Human Services, Department of	Pass-Through	Oregon Health and Science University	9009627 UMI Baker	93.395	Cancer Treatment Research	46,148	-
Health and Human Services, Department of	Pass-Through	Oregon Health and Science University	9009627 UMI Rae	93.395	Cancer Treatment Research	48,786	-
Health and Human Services, Department of	Pass-Through	Oregon Health and Science University	9009627 UMI SCHOTT	93.395	Cancer Treatment Research	44,212	-
Health and Human Services, Department of	Pass-Through	Oregon Health and Science University	accept today's date	93.395	Cancer Treatment Research	540	-
Health and Human Services, Department of	Pass-Through	Rutgers University	0768	93.395	Cancer Treatment Research	49,664	-
Health and Human Services, Department of	Pass-Through	The Icahn School of Medicine at Mount Sinai (ISMMS)	0254-3841-4609	93.395	Cancer Treatment Research	29,778	-
Health and Human Services, Department of	Pass-Through	The Icahn School of Medicine at Mount Sinai (ISMMS)	0254-3861-4609	93.395	Cancer Treatment Research	291,597	-
Health and Human Services, Department of	Pass-Through	University of Notre Dame, The	203176UM	93.395	Cancer Treatment Research	128,023	-
Health and Human Services, Department of	Pass-Through	University of Notre Dame, The	203234UM	93.395	Cancer Treatment Research	63,186	-
Health and Human Services, Department of	Pass-Through	University of Notre Dame, The	203531UM	93.395	Cancer Treatment Research	206,212	-
						\$ 16,564,279	\$ 720,962
Health and Human Services, Department of	Direct		1 R01 CA240993-01	93.396	Cancer Biology Research	5,367	-
Health and Human Services, Department of	Direct		1R01CA226756-01A1	93.396	Cancer Biology Research	193,660	-
Health and Human Services, Department of	Direct		2 UH2 CA213386-02	93.396	Cancer Biology Research	(31,879)	-
Health and Human Services, Department of	Direct		5 P01 CA093900-14	93.396	Cancer Biology Research	1,622,477	184,631
Health and Human Services, Department of	Direct		5 R01 CA107469-14	93.396	Cancer Biology Research	278,295	-
Health and Human Services, Department of	Direct		5 R01 CA1090554-05	93.396	Cancer Biology Research	316,164	-
Health and Human Services, Department of	Direct		5 R01 CA125577-10	93.396	Cancer Biology Research	117,871	-
Health and Human Services, Department of	Direct		5 R01 CA148621-05	93.396	Cancer Biology Research	4,396	-
Health and Human Services, Department of	Direct		5 R01 CA148828-10	93.396	Cancer Biology Research	376,639	-
Health and Human Services, Department of	Direct		5 R01 CA151588-09	93.396	Cancer Biology Research	457,805	-
Health and Human Services, Department of	Direct		5 R01 CA156744-09	93.396	Cancer Biology Research	377,293	-
Health and Human Services, Department of	Direct		5 R01 CA171306-05	93.396	Cancer Biology Research	(78,393)	-
Health and Human Services, Department of	Direct		5 R01 CA173745-07	93.396	Cancer Biology Research	57,082	34,650
Health and Human Services, Department of	Direct		5 R01 CA183857-05	93.396	Cancer Biology Research	244,513	-
Health and Human Services, Department of	Direct		5 R01 CA187903-05	93.396	Cancer Biology Research	329,324	-
Health and Human Services, Department of	Direct		5 R01 CA190176-05	93.396	Cancer Biology Research	574,874	-
Health and Human Services, Department of	Direct		5 R01 CA190384-05	93.396	Cancer Biology Research	428,196	217,271
Health and Human Services, Department of	Direct		5 R01 CA193136-05	93.396	Cancer Biology Research	471,084	-
Health and Human Services, Department of	Direct		5 R01 CA195655-04	93.396	Cancer Biology Research	96,296	-
Health and Human Services, Department of	Direct		5 R01 CA196018-05	93.396	Cancer Biology Research	488,185	130,401
Health and Human Services, Department of	Direct		5 R01 CA196604-05	93.396	Cancer Biology Research	426,204	-
Health and Human Services, Department of	Direct		5 R01 CA196619-03	93.396	Cancer Biology Research	385,129	-
Health and Human Services, Department of	Direct		5 R01 CA198074-05	93.396	Cancer Biology Research	427,998	-
Health and Human Services, Department of	Direct		5 R01 CA202018-04	93.396	Cancer Biology Research	342,641	-
Health and Human Services, Department of	Direct		5 R01 CA204969-03	93.396	Cancer Biology Research	327,120	94,781
Health and Human Services, Department of	Direct		5 R01 CA214384-08	93.396	Cancer Biology Research	377,461	-
Health and Human Services, Department of	Direct		5 R01 CA214911-02	93.396	Cancer Biology Research	702,579	-
Health and Human Services, Department of	Direct		5 R01 CA215596-03	93.396	Cancer Biology Research	396,554	-
Health and Human Services, Department of	Direct		5 R01 CA217510-03	93.396	Cancer Biology Research	585,767	-
Health and Human Services, Department of	Direct		5 R01 CA227622-02	93.396	Cancer Biology Research	213,670	15,172
Health and Human Services, Department of	Direct		5 R03 CA212990-02	93.396	Cancer Biology Research	116,983	-
Health and Human Services, Department of	Direct		5 R21 CA195016-02	93.396	Cancer Biology Research	(12,576)	-
Health and Human Services, Department of	Direct		5 R21 CA214233-03	93.396	Cancer Biology Research	207,586	-
Health and Human Services, Department of	Direct		5 R35 CA197585-04	93.396	Cancer Biology Research	380,753	-
Health and Human Services, Department of	Direct		5 R50 CA221807-02	93.396	Cancer Biology Research	150,423	-
Health and Human Services, Department of	Direct		5 R50 CA223985-02	93.396	Cancer Biology Research	40,749	-
Health and Human Services, Department of	Direct		5 U01 CA210152-03	93.396	Cancer Biology Research	659,268	-
Health and Human Services, Department of	Direct		5 UH3CA213386-04	93.396	Cancer Biology Research	141,362	-
Health and Human Services, Department of	Pass-Through	Arizona State University	18-323	93.396	Cancer Biology Research	84,741	-
Health and Human Services, Department of	Pass-Through	Beth Israel Deaconess Medical Center	01029116	93.396	Cancer Biology Research	9,871	-
Health and Human Services, Department of	Pass-Through	Beth Israel Deaconess Medical Center	Sub award 01029116	93.396	Cancer Biology Research	121,192	-
Health and Human Services, Department of	Pass-Through	Beth Israel Deaconess Medical Center	Sub award 01029116	93.396	Cancer Biology Research	(3,420)	-
Health and Human Services, Department of	Pass-Through	Children's National Medical Center	30003498-01	93.396	Cancer Biology Research	(3,998)	-
Health and Human Services, Department of	Pass-Through	Cold Spring Harbor Lab	Sub#25604657-PO# 921008-SV	93.396	Cancer Biology Research	9,679	-
Health and Human Services, Department of	Pass-Through	Columbia University	1 (GG010518)	93.396	Cancer Biology Research	13,660	-
Health and Human Services, Department of	Pass-Through	Columbia University	1 (GG012766-01)	93.396	Cancer Biology Research	103,726	-
Health and Human Services, Department of	Pass-Through	Kaiser Permanente Research Foundation Institute	RNG209451-MICH-02	93.396	Cancer Biology Research	4,510	-
Health and Human Services, Department of	Pass-Through	Magee Womens Research Institute	6807	93.396	Cancer Biology Research	348,168	-
Health and Human Services, Department of	Pass-Through	Magee Womens Research Institute	6810-UM	93.396	Cancer Biology Research	2,865	-
Health and Human Services, Department of	Pass-Through	Mayo Clinic	UOM-208812-02	93.396	Cancer Biology Research	7,807	-
Health and Human Services, Department of	Pass-Through	Mayo Clinic	UOM-208812-03/PO 66379143	93.396	Cancer Biology Research	9,327	-
Health and Human Services, Department of	Pass-Through	Medical College of Wisconsin	1 R01 CA223804-01 FP11970	93.396	Cancer Biology Research	163,517	-
Health and Human Services, Department of	Pass-Through	Purdue University	11000689-008	93.396	Cancer Biology Research	122,157	-
Health and Human Services, Department of	Pass-Through	Texas A & M University	M1902041	93.396	Cancer Biology Research	81,290	-
Health and Human Services, Department of	Pass-Through	The University of Texas MD Anderson Cancer Center	3001109844	93.396	Cancer Biology Research	26,723	-
Health and Human Services, Department of	Pass-Through	The University of Texas MD Anderson Cancer Center	3001141555	93.396	Cancer Biology Research	69,961	-
Health and Human Services, Department of	Pass-Through	University of Rochester	416456-G	93.396	Cancer Biology Research	(1,906)	-
Health and Human Services, Department of	Pass-Through	University of Southern California	58065388	93.396	Cancer Biology Research	(4,691)	-
Health and Human Services, Department of	Pass-Through	University of Southern California	94435417	93.396	Cancer Biology Research	(3,579)	-
Health and Human Services, Department of	Pass-Through	University of Southern California	109811409	93.396	Cancer Biology Research	21,346	-
Health and Human Services, Department of	Pass-Through	University of Southern California	109659374/PO50728339	93.396	Cancer Biology Research	27,919	-

University of Michigan  
 Schedule of Expenditures of Federal Awards  
 For the Year Ended June 30, 2019

Cluster Title/Federal Grantor/Program	Type	Pass-Through Grantor	Award Identifier	CFDA Number	CFDA Program Title	Federal Expenditures	Pass-Through
Health and Human Services, Department of	Direct		3 P30 CA046592-28S5	93.397	Cancer Centers Support Grants	\$ 13,409,785	\$ 676,906
Health and Human Services, Department of	Direct		3 P30 CA046592-30S3	93.397	Cancer Centers Support Grants	(113,895)	-
Health and Human Services, Department of	Direct		5 P50 CA186786-05	93.397	Cancer Centers Support Grants	7,951,728	-
Health and Human Services, Department of	Direct		5 R01 CA193377-04	93.397	Cancer Centers Support Grants	2,523,967	4,670
Health and Human Services, Department of	Direct		5 U54 CA163059-08	93.397	Cancer Centers Support Grants	324,651	-
Health and Human Services, Department of	Pass-Through	Weill Cornell Medical College of Cornell University	17030366-01	93.397	Cancer Centers Support Grants	979,745	201,595
Health and Human Services, Department of	Pass-Through	Weill Cornell Medical College of Cornell University	183700-01	93.397	Cancer Centers Support Grants	6,830	-
						127,074	-
						\$ 11,800,100	\$ 206,265
Health and Human Services, Department of	Direct		1 F31 CA232655-01A1	93.398	Cancer Research Manpower	9,414	-
Health and Human Services, Department of	Direct		1 F32 CA232332-01	93.398	Cancer Research Manpower	75,342	-
Health and Human Services, Department of	Direct		5 F30 CA196084-03	93.398	Cancer Research Manpower	(18,706)	-
Health and Human Services, Department of	Direct		5 F30 CA210379-03	93.398	Cancer Research Manpower	41,082	-
Health and Human Services, Department of	Direct		5 F30 CA213664-02	93.398	Cancer Research Manpower	11,675	-
Health and Human Services, Department of	Direct		5 F30 CA228228-02	93.398	Cancer Research Manpower	42,430	-
Health and Human Services, Department of	Direct		5 F31 CA203563-02	93.398	Cancer Research Manpower	(3,167)	-
Health and Human Services, Department of	Direct		5 F31 CA206259-02	93.398	Cancer Research Manpower	3,237	-
Health and Human Services, Department of	Direct		5 F31 CA206341-03	93.398	Cancer Research Manpower	41,071	-
Health and Human Services, Department of	Direct		5 F31 CA220966-02	93.398	Cancer Research Manpower	32,453	-
Health and Human Services, Department of	Direct		5 F31 CA221066-02	93.398	Cancer Research Manpower	47,432	-
Health and Human Services, Department of	Direct		5 F31 CA224804-02	93.398	Cancer Research Manpower	40,965	-
Health and Human Services, Department of	Direct		5 F31 CA224982-02	93.398	Cancer Research Manpower	39,479	-
Health and Human Services, Department of	Direct		5 F32 CA228262-02	93.398	Cancer Research Manpower	64,402	-
Health and Human Services, Department of	Direct		5 F32 CA228328-02	93.398	Cancer Research Manpower	57,910	-
Health and Human Services, Department of	Direct		5 K07 CA196752-04	93.398	Cancer Research Manpower	161,988	-
Health and Human Services, Department of	Direct		5 K07 CA201052-04	93.398	Cancer Research Manpower	156,062	-
Health and Human Services, Department of	Direct		5 K08 CA172215-05	93.398	Cancer Research Manpower	79,452	-
Health and Human Services, Department of	Direct		5 K08 CA181475-06	93.398	Cancer Research Manpower	77,925	-
Health and Human Services, Department of	Direct		5 K08 CA190645-03	93.398	Cancer Research Manpower	145,883	-
Health and Human Services, Department of	Direct		5 K08 CA201335-04	93.398	Cancer Research Manpower	200,935	-
Health and Human Services, Department of	Direct		5 K08 CA201581-04	93.398	Cancer Research Manpower	147,805	-
Health and Human Services, Department of	Direct		5 K08 CA208013-04	93.398	Cancer Research Manpower	211,817	-
Health and Human Services, Department of	Direct		5 K08 CA218460-03	93.398	Cancer Research Manpower	89,962	-
Health and Human Services, Department of	Direct		5 K08 CA226350-02	93.398	Cancer Research Manpower	150,274	-
Health and Human Services, Department of	Direct		5 K08 CA234222-02	93.398	Cancer Research Manpower	188,817	-
Health and Human Services, Department of	Direct		5 R25 CA203651-03	93.398	Cancer Research Manpower	164,409	-
Health and Human Services, Department of	Direct		5 R25 CA214227-03	93.398	Cancer Research Manpower	206,850	12,794
Health and Human Services, Department of	Direct		T32 CA009357	93.398	Cancer Research Manpower	345,894	-
Health and Human Services, Department of	Direct		T32 CA009357	93.398	Cancer Research Manpower	(1,361)	-
Health and Human Services, Department of	Direct		T32 CA009672	93.398	Cancer Research Manpower	200,517	-
Health and Human Services, Department of	Direct		T32 CA009676	93.398	Cancer Research Manpower	346,104	-
Health and Human Services, Department of	Direct		T32 CA009676	93.398	Cancer Research Manpower	(15,785)	-
Health and Human Services, Department of	Direct		T32 CA083654	93.398	Cancer Research Manpower	315,106	-
Health and Human Services, Department of	Direct		T32 CA083654	93.398	Cancer Research Manpower	(108,440)	-
Health and Human Services, Department of	Direct		T32 CA140044	93.398	Cancer Research Manpower	221,284	-
Health and Human Services, Department of	Direct		T32 CA180984	93.398	Cancer Research Manpower	87,410	-
Health and Human Services, Department of	Pass-Through	Case Western Reserve University	TRN513563	93.398	Cancer Research Manpower	19,093	-
						\$ 3,877,020	\$ 12,794
						\$ 217,659	\$ -
Health and Human Services, Department of	Direct		5 R01 CA203809-03	93.399	Cancer Control Strengthening Public Health Systems and Services through National Partnerships to Improve and Protect the Nation's Health	\$ 25,703	\$ -
Health and Human Services, Department of	Pass-Through	Washtenaw, County of	51222/PO20190505	93.421	ACL National Institute on Disability, Independent Living, and Rehabilitation Research	\$ 124,290	\$ -
Health and Human Services, Department of	Direct		90AR5020-0200	93.433	ACL National Institute on Disability, Independent Living, and Rehabilitation Research	133,762	-
Health and Human Services, Department of	Direct		90IF0094-03-00	93.433	ACL National Institute on Disability, Independent Living, and Rehabilitation Research	97,399	-
Health and Human Services, Department of	Direct		90IF0102-03-00	93.433	ACL National Institute on Disability, Independent Living, and Rehabilitation Research	185,831	67,263
Health and Human Services, Department of	Direct		90IFDV0002-02-00	93.433	ACL National Institute on Disability, Independent Living, and Rehabilitation Research	115,480	-
Health and Human Services, Department of	Direct		90IFRE0002-02-00	93.433	ACL National Institute on Disability, Independent Living, and Rehabilitation Research	517,839	-
Health and Human Services, Department of	Direct		90RES5012-04-00	93.433	ACL National Institute on Disability, Independent Living, and Rehabilitation Research	303,775	34,939
Health and Human Services, Department of	Direct		90RTHF0001-01-00	93.433	ACL National Institute on Disability, Independent Living, and Rehabilitation Research	2,850	-
Health and Human Services, Department of	Pass-Through	Brandeis University	403315	93.433	ACL National Institute on Disability, Independent Living, and Rehabilitation Research	88,131	-
Health and Human Services, Department of	Pass-Through	Craig Hospital	UM001	93.433	ACL National Institute on Disability, Independent Living, and Rehabilitation Research	86,945	-
Health and Human Services, Department of	Pass-Through	Research Foundation of State University of New York (SUNY)	R1111535	93.433	ACL National Institute on Disability, Independent Living, and Rehabilitation Research	3,677	-
Health and Human Services, Department of	Pass-Through	State University of New York (SUNY)	R1166555	93.433	ACL National Institute on Disability, Independent Living, and Rehabilitation Research	78,116	-
Health and Human Services, Department of	Pass-Through	University at Buffalo	R1126684	93.433	ACL National Institute on Disability, Independent Living, and Rehabilitation Research		

University of Michigan  
Schedule of Expenditures of Federal Awards  
For the Year Ended June 30, 2019

Cluster Title/Federal Grantor/Program	Type	Pass-Through Grantor	Award Identifier	CFDA Number	CFDA Program Title	Federal Expenditures	Pass-Through
					CDC Undergraduate Public Health Scholars Program (CUPS): A Public Health Experience to Expose Undergraduates Interested in Minority Health to Public Health and the Public Health Professions	\$ 1,738,095	\$ 102,202
Health and Human Services, Department of Health and Human Services, Department of Health and Human Services, Department of	Direct Direct Pass-Through	University of Illinois at Chicago	5 NU50 MN000001-03-00 1 UB6HP31684-01-00 7601-03	93.456 93.516 93.516	Public Health Training Centers Program	\$ 579,560 \$ 776,801 \$ 32,127	\$ - \$ 235,162 -
					PPHF Capacity Building Assistance to Strengthen Public Health Immunization Infrastructure and Performance financed in part by Prevention and Public Health Funds	\$ 32,000	\$ -
Health and Human Services, Department of	Pass-Through	Michigan, State of, Health and Human Services, Department of	E20180446-00	93.539	ACA - State Innovation Models: Funding for Model Design and Model Testing Assistance	\$ 7,425	\$ -
Health and Human Services, Department of	Pass-Through	Michigan, State of, Health and Human Services, Department of	E20172856-00	93.624	ACA - State Innovation Models: Funding for Model Design and Model Testing Assistance	\$ 1,209,251	-
Health and Human Services, Department of	Pass-Through	Michigan, State of, Health and Human Services, Department of	E20180501-003	93.624	ACA - State Innovation Models: Funding for Model Design and Model Testing Assistance	\$ 26,693	-
Health and Human Services, Department of	Pass-Through	Michigan, State of, Health and Human Services, Department of	E20182349-001	93.624	ACA - State Innovation Models: Funding for Model Design and Model Testing Assistance	\$ 1,382,662	-
Health and Human Services, Department of	Pass-Through	Michigan, State of, Health and Human Services, Department of	E20192721-00	93.624	ACA - State Innovation Models: Funding for Model Design and Model Testing Assistance	\$ 2,626,031	\$ -
Health and Human Services, Department of Health and Human Services, Department of Health and Human Services, Department of	Pass-Through Direct Direct	Michigan, State of, Health and Human Services, Department of	E20180665-001 90PD0301-01-00 90PD0301-02-00	93.628 93.647 93.647	Affordable Care Act Implementation Support for State Demonstrations to Integrate Care for Medicare-Medicaid Enrollees	\$ 11,741 \$ 6,830 \$ 36,094	\$ - \$ - -
Health and Human Services, Department of	Direct		5 M01HP31331-03-00	93.732	Social Services Research and Demonstration	\$ 42,924	\$ -
Health and Human Services, Department of	Direct			93.732	Social Services Research and Demonstration	\$ 674,896	\$ -
Health and Human Services, Department of	Pass-Through	Michigan, State of, Health and Human Services, Department of	E20180650-00	93.733	Mental and Behavioral Health Education and Training Grants Capacity Building Assistance to Strengthen Public Health Immunization Infrastructure and Performance – financed in part by the Prevention and Public Health Fund (PPHF)	\$ 31,188	\$ -
Health and Human Services, Department of Health and Human Services, Department of Health and Human Services, Department of Health and Human Services, Department of Health and Human Services, Department of	Pass-Through Pass-Through Pass-Through Pass-Through Pass-Through	University of Wisconsin Michigan, State of, Health and Human Services, Department of Michigan, State of, Health and Human Services, Department of Michigan, State of, Health and Human Services, Department of Michigan, State of, Health and Human Services, Department of	792K890 E20192407-002 E20192408-00 E20193073-002 BZ E20193111	93.763 93.788 93.788 93.788 93.788	Alzheimer's Disease Initiative: Specialized Supportive Services Project (ADI-SSS) thru Prevention and Public Health Funds (PPHF)	\$ 16,232 \$ 327,053 \$ 998,299 \$ 134,789 \$ 381,714	\$ - - - - -
Health and Human Services, Department of	Pass-Through	Michigan, State of, Health and Human Services, Department of	E20182924-00	93.808	Opioioid STR	\$ 1,841,855	\$ -
Health and Human Services, Department of	Pass-Through	Joslin Diabetes Center	100074	93.817	Opioioid STR	\$ 11,094	\$ -
Health and Human Services, Department of	Pass-Through	University of Utah	100038850-01	93.823	Opioioid STR	\$ 550,305	\$ 37,832
Health and Human Services, Department of	Direct		5 U58DP006254-04	93.833	Health Preparedness, Vaccine Development Supporting and Maintaining a Surveillance System for Chronic Kidney Disease (CKD) in the United States	\$ 719,221	\$ 187,223
Health and Human Services, Department of	Direct		1 K01 HL145366-01	93.837	Cardiovascular Diseases Research	\$ 60,877	\$ -
Health and Human Services, Department of	Direct		1 K08 HL146990-01	93.837	Cardiovascular Diseases Research	\$ 20,423	-
Health and Human Services, Department of	Direct		1 R01 HL144657-01	93.837	Cardiovascular Diseases Research	\$ 114,706	-
Health and Human Services, Department of	Direct		1 R25 HL147207-01	93.837	Cardiovascular Diseases Research	\$ 42,478	-
Health and Human Services, Department of	Direct		1R01 HL141509-01A1	93.837	Cardiovascular Diseases Research	\$ 53,156	-
Health and Human Services, Department of	Direct		1-R01HL145176-01A1	93.837	Cardiovascular Diseases Research	\$ 18,544	-
Health and Human Services, Department of	Direct		4 R01 HL088419-08	93.837	Cardiovascular Diseases Research	\$ (2,320)	-
Health and Human Services, Department of	Direct		4 R01 HL109054-05	93.837	Cardiovascular Diseases Research	\$ (34,597)	-
Health and Human Services, Department of	Direct		4 R01 HL110990-04	93.837	Cardiovascular Diseases Research	\$ (25,493)	-
Health and Human Services, Department of	Direct		4 R01 HL114595-05	93.837	Cardiovascular Diseases Research	\$ (1,705)	-
Health and Human Services, Department of	Direct		4 R01 HL115138-05	93.837	Cardiovascular Diseases Research	\$ (22,848)	-
Health and Human Services, Department of	Direct		4 R01 HL118259-04	93.837	Cardiovascular Diseases Research	\$ 19,072	-
Health and Human Services, Department of	Direct		4 U01 HL094345-06	93.837	Cardiovascular Diseases Research	\$ 146,184	33,885
Health and Human Services, Department of	Direct		4R01 HL114038-04	93.837	Cardiovascular Diseases Research	\$ (5,216)	-
Health and Human Services, Department of	Direct		5 F31 HL131327-03	93.837	Cardiovascular Diseases Research	\$ 18,567	-
Health and Human Services, Department of	Direct		5 F31 HL144047-02	93.837	Cardiovascular Diseases Research	\$ 46,530	-
Health and Human Services, Department of	Direct		5 F32 HL131288-03	93.837	Cardiovascular Diseases Research	\$ 64,946	-
Health and Human Services, Department of	Direct		5 F32 HL140728-02	93.837	Cardiovascular Diseases Research	\$ 61,567	-
Health and Human Services, Department of	Direct		5 K01 HL132057-04	93.837	Cardiovascular Diseases Research	\$ 139,195	-
Health and Human Services, Department of	Direct		5 K01 HL171701-02	93.837	Cardiovascular Diseases Research	\$ 141,270	-
Health and Human Services, Department of	Direct		5 K08 HL116639-05	93.837	Cardiovascular Diseases Research	\$ 148,834	-
Health and Human Services, Department of	Direct		5 K08 HL123621-05	93.837	Cardiovascular Diseases Research	\$ 157,084	-
Health and Human Services, Department of	Direct		5 K08 HL130455-04	93.837	Cardiovascular Diseases Research	\$ 158,986	-
Health and Human Services, Department of	Direct		5 K08 HL131993-04	93.837	Cardiovascular Diseases Research	\$ 161,685	-
Health and Human Services, Department of	Direct		5 K08 HL13614-04	93.837	Cardiovascular Diseases Research	\$ 118,684	-
Health and Human Services, Department of	Direct		5 K08HL130944-04	93.837	Cardiovascular Diseases Research	\$ 176,109	-
Health and Human Services, Department of	Direct		5 K12 HL133304-04	93.837	Cardiovascular Diseases Research	\$ 393,565	-
Health and Human Services, Department of	Direct		5 K23 HL119623-05	93.837	Cardiovascular Diseases Research	\$ 165,985	-
Health and Human Services, Department of	Direct		5 K23 HL128909-04	93.837	Cardiovascular Diseases Research	\$ 141,298	-

University of Michigan  
 Schedule of Expenditures of Federal Awards  
 For the Year Ended June 30, 2019

Cluster Title/Federal Grantor/Program	Type	Pass-Through Grantor	Award Identifier	CFDA Number	CFDA Program Title	Federal Expenditures	Pass-Through
Health and Human Services, Department of	Direct		5 K23 HL130641-04	93.837	Cardiovascular Diseases Research	187,205	-
Health and Human Services, Department of	Direct		5 K23 HL135397-02	93.837	Cardiovascular Diseases Research	169,531	-
Health and Human Services, Department of	Direct		5 K24 HL111316-05	93.837	Cardiovascular Diseases Research	5,644	-
Health and Human Services, Department of	Direct		5 R00 HL124322-05	93.837	Cardiovascular Diseases Research	239,899	-
Health and Human Services, Department of	Direct		5 R00HL133482-04	93.837	Cardiovascular Diseases Research	124,768	-
Health and Human Services, Department of	Direct		5 R01 HL058984-20	93.837	Cardiovascular Diseases Research	340,007	-
Health and Human Services, Department of	Direct		5 R01 HL068878-19	93.837	Cardiovascular Diseases Research	401,241	-
Health and Human Services, Department of	Direct		5 R01 HL072011-13	93.837	Cardiovascular Diseases Research	(30,764)	-
Health and Human Services, Department of	Direct		5 R01 HL085339-09	93.837	Cardiovascular Diseases Research	160,506	-
Health and Human Services, Department of	Direct		5 R01 HL105297-08	93.837	Cardiovascular Diseases Research	353,039	179,995
Health and Human Services, Department of	Direct		5 R01 HL112610-04	93.837	Cardiovascular Diseases Research	1,114	-
Health and Human Services, Department of	Direct		5 R01 HL117626-05S2	93.837	Cardiovascular Diseases Research	516,507	43,408
Health and Human Services, Department of	Direct		5 R01 HL119215-05	93.837	Cardiovascular Diseases Research	(117,062)	-
Health and Human Services, Department of	Direct		5 R01 HL119443-04	93.837	Cardiovascular Diseases Research	249,417	5,482
Health and Human Services, Department of	Direct		5 R01 HL119542-04	93.837	Cardiovascular Diseases Research	35,401	-
Health and Human Services, Department of	Direct		5 R01 HL120888-04	93.837	Cardiovascular Diseases Research	181,300	-
Health and Human Services, Department of	Direct		5 R01 HL122261-05	93.837	Cardiovascular Diseases Research	423,451	110,155
Health and Human Services, Department of	Direct		5 R01 HL122352-04	93.837	Cardiovascular Diseases Research	175,787	-
Health and Human Services, Department of	Direct		5 R01 HL122416-03	93.837	Cardiovascular Diseases Research	(5)	-
Health and Human Services, Department of	Direct		5 R01 HL122664-05	93.837	Cardiovascular Diseases Research	338,548	-
Health and Human Services, Department of	Direct		5 R01 HL122684-05	93.837	Cardiovascular Diseases Research	548,598	87,894
Health and Human Services, Department of	Direct		5 R01 HL123333-05	93.837	Cardiovascular Diseases Research	506,555	-
Health and Human Services, Department of	Direct		5 R01 HL124319-03	93.837	Cardiovascular Diseases Research	(29,079)	5,606
Health and Human Services, Department of	Direct		5 R01 HL126969-04	93.837	Cardiovascular Diseases Research	416,631	89,221
Health and Human Services, Department of	Direct		5 R01 HL127023-04	93.837	Cardiovascular Diseases Research	330,492	-
Health and Human Services, Department of	Direct		5 R01 HL127151-04	93.837	Cardiovascular Diseases Research	429,825	-
Health and Human Services, Department of	Direct		5 R01 HL127215-03	93.837	Cardiovascular Diseases Research	411,381	207,381
Health and Human Services, Department of	Direct		5 R01 HL127564-04	93.837	Cardiovascular Diseases Research	747,038	327,202
Health and Human Services, Department of	Direct		5 R01 HL127687-04	93.837	Cardiovascular Diseases Research	335,980	-
Health and Human Services, Department of	Direct		5 R01 HL127805-03	93.837	Cardiovascular Diseases Research	293,012	-
Health and Human Services, Department of	Direct		5 R01 HL128231-04	93.837	Cardiovascular Diseases Research	607,979	269,691
Health and Human Services, Department of	Direct		5 R01 HL1283307-04	93.837	Cardiovascular Diseases Research	553,606	-
Health and Human Services, Department of	Direct		5 R01 HL129778-04	93.837	Cardiovascular Diseases Research	789,547	-
Health and Human Services, Department of	Direct		5 R01 HL130106-04	93.837	Cardiovascular Diseases Research	397,112	-
Health and Human Services, Department of	Direct		5 R01 HL131610-02	93.837	Cardiovascular Diseases Research	427,160	302,711
Health and Human Services, Department of	Direct		5 R01 HL132037-03	93.837	Cardiovascular Diseases Research	579,904	32,628
Health and Human Services, Department of	Direct		5 R01 HL132979-04	93.837	Cardiovascular Diseases Research	645,309	160,849
Health and Human Services, Department of	Direct		5 R01 HL133129-03	93.837	Cardiovascular Diseases Research	965,341	-
Health and Human Services, Department of	Direct		5 R01 HL133221-04	93.837	Cardiovascular Diseases Research	239,101	-
Health and Human Services, Department of	Direct		5 R01 HL134846-02	93.837	Cardiovascular Diseases Research	554,448	-
Health and Human Services, Department of	Direct		5 R01 HL136231-03	93.837	Cardiovascular Diseases Research	799,220	-
Health and Human Services, Department of	Direct		5 R01 HL137214-03	93.837	Cardiovascular Diseases Research	296,245	-
Health and Human Services, Department of	Direct		5 R01 HL137731-03	93.837	Cardiovascular Diseases Research	891,908	385,974
Health and Human Services, Department of	Direct		5 R01 HL137964-03	93.837	Cardiovascular Diseases Research	656,663	69,564
Health and Human Services, Department of	Direct		5 R01 HL138094-03	93.837	Cardiovascular Diseases Research	586,538	-
Health and Human Services, Department of	Direct		5 R01 HL138139-03	93.837	Cardiovascular Diseases Research	333,595	-
Health and Human Services, Department of	Direct		5 R01 HL139656-02	93.837	Cardiovascular Diseases Research	476,044	-
Health and Human Services, Department of	Direct		5 R01 HL139672-02	93.837	Cardiovascular Diseases Research	501,863	-
Health and Human Services, Department of	Direct		5 R01 HL139813-02	93.837	Cardiovascular Diseases Research	375,844	-
Health and Human Services, Department of	Direct		5 R01 HL141292-02	93.837	Cardiovascular Diseases Research	484,568	248,378
Health and Human Services, Department of	Direct		5 R01 HL141891-02	93.837	Cardiovascular Diseases Research	558,193	-
Health and Human Services, Department of	Direct		5 R01 HL142023-02	93.837	Cardiovascular Diseases Research	412,238	-
Health and Human Services, Department of	Direct		5 R01 H0132988-04	93.837	Cardiovascular Diseases Research	641,663	-
Health and Human Services, Department of	Direct		5 R01HL134569-03	93.837	Cardiovascular Diseases Research	810,931	-
Health and Human Services, Department of	Direct		5 R03 HL138310-02	93.837	Cardiovascular Diseases Research	83,927	-
Health and Human Services, Department of	Direct		5 R21 HL133758-02	93.837	Cardiovascular Diseases Research	38,504	-
Health and Human Services, Department of	Direct		5 R21 HL138054-02	93.837	Cardiovascular Diseases Research	198,998	-
Health and Human Services, Department of	Direct		5 R25 HL108842-08	93.837	Cardiovascular Diseases Research	102,244	-
Health and Human Services, Department of	Direct		5 R34 HL130738-02	93.837	Cardiovascular Diseases Research	257,969	-
Health and Human Services, Department of	Direct		5 R35 HL135823-04	93.837	Cardiovascular Diseases Research	628,166	-
Health and Human Services, Department of	Direct		5 R35 HL135824-03	93.837	Cardiovascular Diseases Research	1,010,387	4,401
Health and Human Services, Department of	Direct		5 U01 HL118738-06	93.837	Cardiovascular Diseases Research	477,760	397,136
Health and Human Services, Department of	Direct		5 U01 HL126499-05	93.837	Cardiovascular Diseases Research	427,829	46,161
Health and Human Services, Department of	Direct		5 U01 HL135842-03	93.837	Cardiovascular Diseases Research	506,427	182,753
Health and Human Services, Department of	Direct		5 UG1 HL135665-03	93.837	Cardiovascular Diseases Research	317,514	-
Health and Human Services, Department of	Direct		T32 HL007853	93.837	Cardiovascular Diseases Research	419,052	-
Health and Human Services, Department of	Direct		T32 HL007853	93.837	Cardiovascular Diseases Research	58,647	-
Health and Human Services, Department of	Direct		T32 HL076123	93.837	Cardiovascular Diseases Research	190,828	-
Health and Human Services, Department of	Direct		T32 HL125242	93.837	Cardiovascular Diseases Research	176,746	-
Health and Human Services, Department of	Pass-Through	Brown University	00001264	93.837	Cardiovascular Diseases Research	22,596	-
Health and Human Services, Department of	Pass-Through	Case Western Reserve University	1095-SUB	93.837	Cardiovascular Diseases Research	64,376	-
Health and Human Services, Department of	Pass-Through	Case Western Reserve University	1153-SUB	93.837	Cardiovascular Diseases Research	6,475	-
Health and Human Services, Department of	Pass-Through	Case Western Reserve University	RES511861	93.837	Cardiovascular Diseases Research	18,225	-
Health and Human Services, Department of	Pass-Through	Case Western Reserve University	Subaward No. 840-SUB	93.837	Cardiovascular Diseases Research	89,876	-
Health and Human Services, Department of	Pass-Through	Children's Hospital of Pittsburgh	0046317 (126441-4)	93.837	Cardiovascular Diseases Research	43,218	-
Health and Human Services, Department of	Pass-Through	Cleveland Clinic Foundation	U54HL119810	93.837	Cardiovascular Diseases Research	25,945	-

University of Michigan  
 Schedule of Expenditures of Federal Awards  
 For the Year Ended June 30, 2019

Cluster Title/Federal Grantor/Program	Type	Pass-Through Grantor	Award Identifier	CFDA Number	CFDA Program Title	Federal Expenditures	Pass-Through		
Health and Human Services, Department of	Pass-Through	Cleveland Clinic Health System	U 54 HL119810-05 PO#943-SUB	93.837	Cardiovascular Diseases Research	(13,659)	-		
Health and Human Services, Department of	Pass-Through	Cleveland Clinic Lerner College of Medicine	981-SUB	93.837	Cardiovascular Diseases Research	78,059	-		
Health and Human Services, Department of	Pass-Through	Dartmouth College	1583R57	93.837	Cardiovascular Diseases Research	4,832	-		
Health and Human Services, Department of	Pass-Through	Drexel University	800193/PO U0174200	93.837	Cardiovascular Diseases Research	119,843	-		
Health and Human Services, Department of	Pass-Through	Duke University	203-7664	93.837	Cardiovascular Diseases Research	10,433	-		
Health and Human Services, Department of	Pass-Through	Duke University	203-7896	93.837	Cardiovascular Diseases Research	56,257	-		
Health and Human Services, Department of	Pass-Through	Emory University	A102030	93.837	Cardiovascular Diseases Research	46,298	-		
Health and Human Services, Department of	Pass-Through	Etiometry Inc.	R44HL117340	93.837	Cardiovascular Diseases Research	34,870	-		
Health and Human Services, Department of	Pass-Through	Indiana University	IN4687798UM	93.837	Cardiovascular Diseases Research	212,762	-		
Health and Human Services, Department of	Pass-Through	Joslin Diabetes Center	100047	93.837	Cardiovascular Diseases Research	161,712	-		
Health and Human Services, Department of	Pass-Through	Kaiser Permanente Research Foundation Institute	2018103713	93.837	Cardiovascular Diseases Research	32,753	-		
Health and Human Services, Department of	Pass-Through	Kaiser Permanente Research Foundation Institute	2019117056	93.837	Cardiovascular Diseases Research	23,014	-		
Health and Human Services, Department of	Pass-Through	Massachusetts General Hospital	230189	93.837	Cardiovascular Diseases Research	39,706	-		
Health and Human Services, Department of	Pass-Through	MC3 Inc	14-PAF03089	93.837	Cardiovascular Diseases Research	(5,633)	-		
Health and Human Services, Department of	Pass-Through	MDI Therapeutics	93.837	Cardiovascular Diseases Research	34,654	-			
Health and Human Services, Department of	Pass-Through	New England Research Institute	Pediatric Heart Network Sub-Aw	93.837	Cardiovascular Diseases Research	10,274	-		
Health and Human Services, Department of	Pass-Through	New England Research Institute	SERVICES AGREEMENT for Ox Bio	93.837	Cardiovascular Diseases Research	2,542	-		
Health and Human Services, Department of	Pass-Through	New England Research Institute	U10HL068270	93.837	Cardiovascular Diseases Research	15,899	-		
Health and Human Services, Department of	Pass-Through	New England Research Institute	U10HL068270	93.837	Cardiovascular Diseases Research	1,416	-		
Health and Human Services, Department of	Pass-Through	New York University School of Medicine	18-A0-00-1001368	93.837	Cardiovascular Diseases Research	29,870	-		
Health and Human Services, Department of	Pass-Through	New York University School of Medicine	18-A0-00-1001368- Proj #111354	93.837	Cardiovascular Diseases Research	35,234	-		
Health and Human Services, Department of	Pass-Through	Purdue University	11000677-003	93.837	Cardiovascular Diseases Research	124,520	-		
Health and Human Services, Department of	Pass-Through	Purdue University	11000678-005	93.837	Cardiovascular Diseases Research	311,338	-		
Health and Human Services, Department of	Pass-Through	San Francisco State University	S18-0010	93.837	Cardiovascular Diseases Research	121,849	-		
Health and Human Services, Department of	Pass-Through	San Francisco State University	S18-0010	93.837	Cardiovascular Diseases Research	8,380	-		
Health and Human Services, Department of	Pass-Through	St. Luke's Hospital	Agreement	93.837	Cardiovascular Diseases Research	159,423	-		
Health and Human Services, Department of	Pass-Through	The Children's Hospital of Philadelphia	3210920617	93.837	Cardiovascular Diseases Research	77,749	-		
Health and Human Services, Department of	Pass-Through	The Children's Mercy Hospital	16-0003	93.837	Cardiovascular Diseases Research	23,798	-		
Health and Human Services, Department of	Pass-Through	The Children's Mercy Hospital	16-0003	93.837	Cardiovascular Diseases Research	12,725	-		
Health and Human Services, Department of	Pass-Through	The University of Texas Health Science Center at Houston	0011882B	93.837	Cardiovascular Diseases Research	10,803	-		
Health and Human Services, Department of	Pass-Through	University of California - Davis	201501430-01	93.837	Cardiovascular Diseases Research	6,482	-		
Health and Human Services, Department of	Pass-Through	University of California - Davis	A16-0064-S001 (20150143)	93.837	Cardiovascular Diseases Research	81,784	-		
Health and Human Services, Department of	Pass-Through	University of California - San Francisco	7732sc	93.837	Cardiovascular Diseases Research	(1,006)	-		
Health and Human Services, Department of	Pass-Through	University of Connecticut Health Center (UConn Health)	UCHC7-105632409	93.837	Cardiovascular Diseases Research	17,851	-		
Health and Human Services, Department of	Pass-Through	University of Minnesota	N003357702	93.837	Cardiovascular Diseases Research	58,461	-		
Health and Human Services, Department of	Pass-Through	University of Minnesota	P006116203	93.837	Cardiovascular Diseases Research	33,821	-		
Health and Human Services, Department of	Pass-Through	University of Missouri	C00059617-1	93.837	Cardiovascular Diseases Research	6,233	-		
Health and Human Services, Department of	Pass-Through	University of North Carolina at Chapel Hill	5110534	93.837	Cardiovascular Diseases Research	192,761	-		
Health and Human Services, Department of	Pass-Through	University of Pennsylvania	571903	93.837	Cardiovascular Diseases Research	862	-		
Health and Human Services, Department of	Pass-Through	University of Pennsylvania	571903	93.837	Cardiovascular Diseases Research	781	-		
Health and Human Services, Department of	Pass-Through	University of Pennsylvania	571903	93.837	Cardiovascular Diseases Research	(100)	-		
Health and Human Services, Department of	Pass-Through	University of Pennsylvania	568465/10040395/7136-02	93.837	Cardiovascular Diseases Research	(21)	-		
Health and Human Services, Department of	Pass-Through	University of Pittsburgh	0061993 (131868-6)	93.837	Cardiovascular Diseases Research	18,821	-		
Health and Human Services, Department of	Pass-Through	University of Washington	UWSC8792 PO#BPO11216	93.837	Cardiovascular Diseases Research	162,943	-		
Health and Human Services, Department of	Pass-Through	Vanderbilt University	UNIV60620	93.837	Cardiovascular Diseases Research	124,710	-		
Health and Human Services, Department of	Pass-Through	Veralex Therapeutics LLC	Roundtable Research Agreement	93.837	Cardiovascular Diseases Research	92,033	-		
Health and Human Services, Department of	Pass-Through	Washington University in St. Louis	WU-17-326/PO 2928688C	93.837	Cardiovascular Diseases Research	1,955	-		
Health and Human Services, Department of	Pass-Through	Yale University	GK000086 (CON-80000358)	93.837	Cardiovascular Diseases Research	30,317	-		
Health and Human Services, Department of	Pass-Through	Yale University	M17A12503(A10362)	93.837	Cardiovascular Diseases Research	146,788	-		
						\$	31,731,729	\$	3,190,475
Health and Human Services, Department of	Direct		1 F32 HL140969-01	93.838	Lung Diseases Research	\$ 28,117	\$ -		
Health and Human Services, Department of	Direct		1 F32 HL142237-01	93.838	Lung Diseases Research	61,063	-		
Health and Human Services, Department of	Direct		1 F32 HL145915-01	93.838	Lung Diseases Research	1,324	-		
Health and Human Services, Department of	Direct		1 R01 HL144086-01	93.838	Lung Diseases Research	55,504	-		
Health and Human Services, Department of	Direct		1 R01 HL144660-01	93.838	Lung Diseases Research	137,015	-		
Health and Human Services, Department of	Direct		1 R01 HL144849-01	93.838	Lung Diseases Research	60,478	-		
Health and Human Services, Department of	Direct		1 R35 HL144481-01	93.838	Lung Diseases Research	270,665	-		
Health and Human Services, Department of	Direct		1 R35HL144979701	93.838	Lung Diseases Research	163,545	-		
Health and Human Services, Department of	Direct		1 R56 HL126754-01A1	93.838	Lung Diseases Research	18,228	-		
Health and Human Services, Department of	Direct		2 R01 HL116434-06	93.838	Lung Diseases Research	726,713	-		
Health and Human Services, Department of	Direct		3 R01 HL122438-04S1	93.838	Lung Diseases Research	347,908	261,795		
Health and Human Services, Department of	Direct		4 R01 HL116434-04	93.838	Lung Diseases Research	(1,990)	-		
Health and Human Services, Department of	Direct		5 F31 HL142197-02	93.838	Lung Diseases Research	49,302	-		
Health and Human Services, Department of	Direct		5 K01 HL136687-03	93.838	Lung Diseases Research	173,921	-		
Health and Human Services, Department of	Direct		5 K23 HL136934-02	93.838	Lung Diseases Research	154,842	-		
Health and Human Services, Department of	Direct		5 K23HL140165-02	93.838	Lung Diseases Research	171,412	-		
Health and Human Services, Department of	Direct		5 K24 HL138188-03	93.838	Lung Diseases Research	100,983	-		
Health and Human Services, Department of	Direct		5 K99HL139996-02	93.838	Lung Diseases Research	124,361	-		
Health and Human Services, Department of	Direct		5 R01 HL031237-32	93.838	Lung Diseases Research	83,796	-		
Health and Human Services, Department of	Direct		5 R01 HL052285-22	93.838	Lung Diseases Research	(2,415)	-		
Health and Human Services, Department of	Direct		5 R01 HL078871-10	93.838	Lung Diseases Research	367,064	-		
Health and Human Services, Department of	Direct		5 R01 HL094622-09	93.838	Lung Diseases Research	332,630	-		
Health and Human Services, Department of	Direct		5 R01 HL108904-08	93.838	Lung Diseases Research	408,663	-		
Health and Human Services, Department of	Direct		5 R01 HL114858-08	93.838	Lung Diseases Research	364,983	-		
Health and Human Services, Department of	Direct		5 R01 HL118017-04	93.838	Lung Diseases Research	325,499	-		
Health and Human Services, Department of	Direct		5 R01 HL119215-07	93.838	Lung Diseases Research	341,181	-		

University of Michigan  
Schedule of Expenditures of Federal Awards  
For the Year Ended June 30, 2019

Cluster Title/Federal Grantor/Program	Type	Pass-Through Grantor	Award Identifier	CFDA Number	CFDA Program Title	Federal Expenditures	Pass-Through
Health and Human Services, Department of	Direct		5 R01 HL119682-04	93.838	Lung Diseases Research	116,587	-
Health and Human Services, Department of	Direct		5 R01 HL121774-03	93.838	Lung Diseases Research	853,947	269,689
Health and Human Services, Department of	Direct		5 R01 HL123515-04	93.838	Lung Diseases Research	421,409	-
Health and Human Services, Department of	Direct		5 R01 HL125555-04	93.838	Lung Diseases Research	604,473	-
Health and Human Services, Department of	Direct		5 R01 HL127203-05	93.838	Lung Diseases Research	457,464	-
Health and Human Services, Department of	Direct		5 R01 HL131608-05	93.838	Lung Diseases Research	532,150	-
Health and Human Services, Department of	Direct		5 R01 HL134369-04	93.838	Lung Diseases Research	317,317	-
Health and Human Services, Department of	Direct		5 R01 HL136647-03	93.838	Lung Diseases Research	391,925	84,850
Health and Human Services, Department of	Direct		5 R01 HL137816-03	93.838	Lung Diseases Research	338,794	58,535
Health and Human Services, Department of	Direct		5 R01 HL138013-02	93.838	Lung Diseases Research	544,954	-
Health and Human Services, Department of	Direct		5 R01 HL138417-02	93.838	Lung Diseases Research	596,931	-
Health and Human Services, Department of	Direct		5 R01 HL140572-02	93.838	Lung Diseases Research	423,665	-
Health and Human Services, Department of	Direct		5 R01 HL141195-02	93.838	Lung Diseases Research	489,279	-
Health and Human Services, Department of	Direct		5 R21 HL139156-02	93.838	Lung Diseases Research	271,605	-
Health and Human Services, Department of	Direct		5 R21 HL140995-02	93.838	Lung Diseases Research	108,025	-
Health and Human Services, Department of	Direct		5 U01 HL128952-04	93.838	Lung Diseases Research	308,844	51,257
Health and Human Services, Department of	Direct		5 U01 HL131072-04	93.838	Lung Diseases Research	828,013	405,250
Health and Human Services, Department of	Direct		5 U01 HL137182-03	93.838	Lung Diseases Research	463,065	-
Health and Human Services, Department of	Direct		5 U01 HL143453-02	93.838	Lung Diseases Research	200,527	42,063
Health and Human Services, Department of	Direct		5U01HL123031-06	93.838	Lung Diseases Research	425,358	85,014
Health and Human Services, Department of	Direct		7 K08 HL130430-04	93.838	Lung Diseases Research	122,268	-
Health and Human Services, Department of	Direct		7 R01 HL108949-05	93.838	Lung Diseases Research	47,784	-
Health and Human Services, Department of	Direct		T32 HL007517	93.838	Lung Diseases Research	349,530	-
Health and Human Services, Department of	Direct		T32 HL007517	93.838	Lung Diseases Research	(3,945)	-
Health and Human Services, Department of	Direct		T32 HL007749	93.838	Lung Diseases Research	807,940	-
Health and Human Services, Department of	Direct		T32 HL007749	93.838	Lung Diseases Research	138,781	-
Health and Human Services, Department of	Direct		T35 HL007690	93.838	Lung Diseases Research	(5,221)	-
Health and Human Services, Department of	Pass-Through	Cincinnati Children's Hospital Medical Center (CCHMC)	138002	93.838	Lung Diseases Research	31,635	-
Health and Human Services, Department of	Pass-Through	COPD Foundation, Inc	001	93.838	Lung Diseases Research	15,007	-
Health and Human Services, Department of	Pass-Through	Cornell University	16121993-11	93.838	Lung Diseases Research	3,511	-
Health and Human Services, Department of	Pass-Through	Cornell University	183434-11	93.838	Lung Diseases Research	499,744	-
Health and Human Services, Department of	Pass-Through	Georgia Institute of Technology	RJ062-G1 / AWD-101434-G1	93.838	Lung Diseases Research	590,066	-
Health and Human Services, Department of	Pass-Through	Hektoen Institute for Medical Research, The	50636-R01-UMICH01	93.838	Lung Diseases Research	89,673	-
Health and Human Services, Department of	Pass-Through	ImBio	1 R44HL140894 01A1	93.838	Lung Diseases Research	78,190	-
Health and Human Services, Department of	Pass-Through	Massachusetts General Hospital	224404	93.838	Lung Diseases Research	203,529	-
Health and Human Services, Department of	Pass-Through	National Jewish Health	20051812	93.838	Lung Diseases Research	94,486	-
Health and Human Services, Department of	Pass-Through	National Jewish Health	20024306_Mich sub	93.838	Lung Diseases Research	(291)	-
Health and Human Services, Department of	Pass-Through	National Jewish Health	20114601_Mich sub	93.838	Lung Diseases Research	9,367	-
Health and Human Services, Department of	Pass-Through	National Jewish Health	20114602_Amd1_Mich sub	93.838	Lung Diseases Research	7,691	-
Health and Human Services, Department of	Pass-Through	Oakland University	33098-01	93.838	Lung Diseases Research	17,558	-
Health and Human Services, Department of	Pass-Through	Palo Alto Veterans Institute for Research	NIM054043	93.838	Lung Diseases Research	12,884	-
Health and Human Services, Department of	Pass-Through	The Children's Hospital of Philadelphia	Route Key No. 3201160619	93.838	Lung Diseases Research	2,000	-
Health and Human Services, Department of	Pass-Through	University of California - San Francisco	10443sc	93.838	Lung Diseases Research	796,345	-
Health and Human Services, Department of	Pass-Through	University of Iowa	W000705540	93.838	Lung Diseases Research	220,483	-
Health and Human Services, Department of	Pass-Through	University of North Carolina at Chapel Hill	5111454	93.838	Lung Diseases Research	34,917	-
Health and Human Services, Department of	Pass-Through	University of Pennsylvania	565138	93.838	Lung Diseases Research	(349)	-
Health and Human Services, Department of	Pass-Through	University of Pittsburgh	0024088 (127910-1)	93.838	Lung Diseases Research	(134)	-
Health and Human Services, Department of	Pass-Through	University of Washington	UWSC7902	93.838	Lung Diseases Research	10,435	-
Health and Human Services, Department of	Pass-Through	University of Washington	UWSC9344	93.838	Lung Diseases Research	128,185	-
Health and Human Services, Department of	Pass-Through	Wayne State University	WSU16126-A3	93.838	Lung Diseases Research	390,458	-
Health and Human Services, Department of	Pass-Through	Weill Cornell Medical College of Cornell University	16121993-10	93.838	Lung Diseases Research	4,427	-
Health and Human Services, Department of	Pass-Through	Weill Cornell Medical College of Cornell University	16121993-9	93.838	Lung Diseases Research	15,393	-
Health and Human Services, Department of	Pass-Through	Weill Cornell Medical College of Cornell University	183049-01	93.838	Lung Diseases Research	22,835	-
Health and Human Services, Department of	Pass-Through	Weill Cornell Medical College of Cornell University	183434-10	93.838	Lung Diseases Research	214,681	-
Health and Human Services, Department of	Pass-Through	Weill Cornell Medical College of Cornell University	183434-9	93.838	Lung Diseases Research	166,794	-
						\$ 18,675,781	\$ 1,258,453
Health and Human Services, Department of	Direct		1 R01 HL146354-01	93.839	Blood Diseases and Resources Research	41,730	-
Health and Human Services, Department of	Direct		1 R01 HL148333-01	93.839	Blood Diseases and Resources Research	19,032	-
Health and Human Services, Department of	Direct		4 R01 HL090775-09	93.839	Blood Diseases and Resources Research	3,489	-
Health and Human Services, Department of	Direct		5 K99 HL136784-02	93.839	Blood Diseases and Resources Research	91,792	-
Health and Human Services, Department of	Direct		5 F32 HL129491-03	93.839	Blood Diseases and Resources Research	(14,299)	-
Health and Human Services, Department of	Direct		5 K01 HL135392-03	93.839	Blood Diseases and Resources Research	166,015	-
Health and Human Services, Department of	Direct		5 K08 HL119597-05	93.839	Blood Diseases and Resources Research	276,268	-
Health and Human Services, Department of	Direct		5 K08 HL128794-05	93.839	Blood Diseases and Resources Research	241,715	-
Health and Human Services, Department of	Direct		5 R01 HL055374-19	93.839	Blood Diseases and Resources Research	290,181	-
Health and Human Services, Department of	Direct		5 R01 HL079118-13	93.839	Blood Diseases and Resources Research	389,777	-
Health and Human Services, Department of	Direct		5 R01 HL094311-09	93.839	Blood Diseases and Resources Research	162,459	-
Health and Human Services, Department of	Direct		5 R01 HL114405-05	93.839	Blood Diseases and Resources Research	(67,530)	-
Health and Human Services, Department of	Direct		5 R01 HL124232-05	93.839	Blood Diseases and Resources Research	510,934	-
Health and Human Services, Department of	Direct		5 R01 HL128046-05	93.839	Blood Diseases and Resources Research	446,010	13,633
Health and Human Services, Department of	Direct		5 R01 HL132392-04	93.839	Blood Diseases and Resources Research	456,055	7,721
Health and Human Services, Department of	Direct		5 R01 HL136420-02	93.839	Blood Diseases and Resources Research	508,538	9,959
Health and Human Services, Department of	Direct		5 R01 HL137919-03	93.839	Blood Diseases and Resources Research	570,939	5,780
Health and Human Services, Department of	Direct		5 R01 HL141399-02	93.839	Blood Diseases and Resources Research	200,345	-
Health and Human Services, Department of	Direct		5 R01HL125774-02	93.839	Blood Diseases and Resources Research	379,321	-
Health and Human Services, Department of	Direct		5 R21 HL140274-02	93.839	Blood Diseases and Resources Research	158,836	91,955

University of Michigan  
 Schedule of Expenditures of Federal Awards  
 For the Year Ended June 30, 2019

Cluster Title/Federal Grantor/Program	Type	Pass-Through Grantor	Award Identifier	CFDA Number	CFDA Program Title	Federal Expenditures	Pass-Through
Health and Human Services, Department of	Direct		5 R35 HL135793-03	93.839	Blood Diseases and Resources Research	448,436	-
Health and Human Services, Department of	Direct		5 U01 HL117658-05	93.839	Blood Diseases and Resources Research	479,206	205,345
Health and Human Services, Department of	Direct		5 UG1HL069330-19	93.839	Blood Diseases and Resources Research	164,080	-
Health and Human Services, Department of	Direct		7 UM1 HL120877-05	93.839	Blood Diseases and Resources Research	4,260,639	3,630,054
Health and Human Services, Department of	Pass-Through	Cincinnati Children's Hospital Medical Center (CCHMC)	302525/P03100580964	93.839	Blood Diseases and Resources Research	41,190	-
Health and Human Services, Department of	Pass-Through	Massachusetts General Hospital	230952	93.839	Blood Diseases and Resources Research	7,057	-
Health and Human Services, Department of	Pass-Through	North Carolina State University	2018-1327-01	93.839	Blood Diseases and Resources Research	93,237	-
Health and Human Services, Department of	Pass-Through	Oklahoma Medical Research Foundation (OMRF)	0280-04/Umich_JM	93.839	Blood Diseases and Resources Research	4,887	-
Health and Human Services, Department of	Pass-Through	State University of New York (SUNY)	1146045-81096	93.839	Blood Diseases and Resources Research	172,543	-
Health and Human Services, Department of	Pass-Through	State University of New York (SUNY)	1146045-81096	93.839	Blood Diseases and Resources Research	19,115	-
Health and Human Services, Department of	Pass-Through	The University of Texas Health Science Center at Houston	0013267E	93.839	Blood Diseases and Resources Research	8,885	-
Health and Human Services, Department of	Pass-Through	University of Georgia	SUB00001636	93.839	Blood Diseases and Resources Research	140,221	-
Health and Human Services, Department of	Pass-Through	University of Illinois-Urbana-Champaign	092532-17155	93.839	Blood Diseases and Resources Research	100,679	-
Health and Human Services, Department of	Pass-Through	University of Pennsylvania	564154/10042446/14843/01	93.839	Blood Diseases and Resources Research	97,223	-
						\$ 10,869,005	\$ 3,964,447
					Translational and Implementation Science Research for Heart,		
Health and Human Services, Department of	Direct		5 K12 HL138039-03	93.840	Lung, Blood Diseases, and Sleep Disorders	\$ 572,829	\$ -
Health and Human Services, Department of	Direct		1 K01 AR073340-01	93.846	Arthritis, Musculoskeletal and Skin Diseases Research	\$ 726	\$ -
Health and Human Services, Department of	Direct		1 P30 AR075043-01	93.846	Arthritis, Musculoskeletal and Skin Diseases Research	16,248	-
Health and Human Services, Department of	Direct		1 R01 AR073022-01A1	93.846	Arthritis, Musculoskeletal and Skin Diseases Research	161,870	-
Health and Human Services, Department of	Direct		1 R01 AR074930-01	93.846	Arthritis, Musculoskeletal and Skin Diseases Research	22,302	-
Health and Human Services, Department of	Direct		1 R21 AR066213-02	93.846	Arthritis, Musculoskeletal and Skin Diseases Research	1,963	-
Health and Human Services, Department of	Direct		1 R21 AR072817-01A1	93.846	Arthritis, Musculoskeletal and Skin Diseases Research	2,774	-
Health and Human Services, Department of	Direct		1 R21 AR075197-01	93.846	Arthritis, Musculoskeletal and Skin Diseases Research	7,618	-
Health and Human Services, Department of	Direct		1 R61 AR073523-01	93.846	Arthritis, Musculoskeletal and Skin Diseases Research	59,572	-
Health and Human Services, Department of	Direct		4 K24 AR063120-05	93.846	Arthritis, Musculoskeletal and Skin Diseases Research	(346)	-
Health and Human Services, Department of	Direct		4 R01 AR060837-05	93.846	Arthritis, Musculoskeletal and Skin Diseases Research	946	-
Health and Human Services, Department of	Direct		4 R01 AR062030-05	93.846	Arthritis, Musculoskeletal and Skin Diseases Research	(3,962)	-
Health and Human Services, Department of	Direct		4 R01 AR062066-05	93.846	Arthritis, Musculoskeletal and Skin Diseases Research	385,122	-
Health and Human Services, Department of	Direct		4 R01 AR062522-05S1	93.846	Arthritis, Musculoskeletal and Skin Diseases Research	(58,593)	-
Health and Human Services, Department of	Direct		4 R01 AR063611-05	93.846	Arthritis, Musculoskeletal and Skin Diseases Research	(57,552)	-
Health and Human Services, Department of	Direct		4 R01 AR065183-04	93.846	Arthritis, Musculoskeletal and Skin Diseases Research	14,280	-
Health and Human Services, Department of	Direct		5 F31 AR073677-02	93.846	Arthritis, Musculoskeletal and Skin Diseases Research	40,608	-
Health and Human Services, Department of	Direct		5 K01 AR064275-05	93.846	Arthritis, Musculoskeletal and Skin Diseases Research	115,809	-
Health and Human Services, Department of	Direct		5 K01 AR064765-05	93.846	Arthritis, Musculoskeletal and Skin Diseases Research	(234)	-
Health and Human Services, Department of	Direct		5 K01 AR070281 04	93.846	Arthritis, Musculoskeletal and Skin Diseases Research	100,485	-
Health and Human Services, Department of	Direct		5 K01 AR072129-03	93.846	Arthritis, Musculoskeletal and Skin Diseases Research	95,321	-
Health and Human Services, Department of	Direct		5 K08 AR063668-05	93.846	Arthritis, Musculoskeletal and Skin Diseases Research	(2,737)	-
Health and Human Services, Department of	Direct		5 K08 AR066569-05	93.846	Arthritis, Musculoskeletal and Skin Diseases Research	113,375	-
Health and Human Services, Department of	Direct		5 K24 AR053120-10	93.846	Arthritis, Musculoskeletal and Skin Diseases Research	168,791	-
Health and Human Services, Department of	Direct		5 K99 AR 070903-02	93.846	Arthritis, Musculoskeletal and Skin Diseases Research	72,226	-
Health and Human Services, Department of	Direct		5 P30 AR069620-04	93.846	Arthritis, Musculoskeletal and Skin Diseases Research	917,623	-
Health and Human Services, Department of	Direct		5 P50 AR070600-03	93.846	Arthritis, Musculoskeletal and Skin Diseases Research	1,004,360	-
Health and Human Services, Department of	Direct		5 R01 AR042742-22	93.846	Arthritis, Musculoskeletal and Skin Diseases Research	805,940	-
Health and Human Services, Department of	Direct		5 R01 AR044232-24	93.846	Arthritis, Musculoskeletal and Skin Diseases Research	558,943	-
Health and Human Services, Department of	Direct		5 R01 AR054821-09	93.846	Arthritis, Musculoskeletal and Skin Diseases Research	434,548	-
Health and Human Services, Department of	Direct		5 R01 AR059085-09	93.846	Arthritis, Musculoskeletal and Skin Diseases Research	382,018	-
Health and Human Services, Department of	Direct		5 R01 AR060350-08	93.846	Arthritis, Musculoskeletal and Skin Diseases Research	822,731	605,767
Health and Human Services, Department of	Direct		5 R01 AR061402-07	93.846	Arthritis, Musculoskeletal and Skin Diseases Research	122,577	-
Health and Human Services, Department of	Direct		5 R01 AR062636-05	93.846	Arthritis, Musculoskeletal and Skin Diseases Research	227,711	-
Health and Human Services, Department of	Direct		5 R01 AR063056-05	93.846	Arthritis, Musculoskeletal and Skin Diseases Research	16,676	-
Health and Human Services, Department of	Direct		5 R01 AR065403-05	93.846	Arthritis, Musculoskeletal and Skin Diseases Research	411,803	-
Health and Human Services, Department of	Direct		5 R01 AR065409-05	93.846	Arthritis, Musculoskeletal and Skin Diseases Research	159,911	-
Health and Human Services, Department of	Direct		5 R01 AR065424-05	93.846	Arthritis, Musculoskeletal and Skin Diseases Research	487,125	-
Health and Human Services, Department of	Direct		5 R01 AR065524-05	93.846	Arthritis, Musculoskeletal and Skin Diseases Research	395,971	-
Health and Human Services, Department of	Direct		5 R01 AR066028-05	93.846	Arthritis, Musculoskeletal and Skin Diseases Research	885,727	268,217
Health and Human Services, Department of	Direct		5 R01 AR066049-03	93.846	Arthritis, Musculoskeletal and Skin Diseases Research	(349)	-
Health and Human Services, Department of	Direct		5 R01 AR067744-05	93.846	Arthritis, Musculoskeletal and Skin Diseases Research	462,891	-
Health and Human Services, Department of	Direct		5 R01 AR068428-04	93.846	Arthritis, Musculoskeletal and Skin Diseases Research	371,232	-
Health and Human Services, Department of	Direct		5 R01 AR068452-02	93.846	Arthritis, Musculoskeletal and Skin Diseases Research	244,263	4,480
Health and Human Services, Department of	Direct		5 R01 AR069071-05	93.846	Arthritis, Musculoskeletal and Skin Diseases Research	331,674	137,980
Health and Human Services, Department of	Direct		5 R01 AR069303-03	93.846	Arthritis, Musculoskeletal and Skin Diseases Research	359,397	-
Health and Human Services, Department of	Direct		5 R01 AR070148-02	93.846	Arthritis, Musculoskeletal and Skin Diseases Research	315,725	53,952
Health and Human Services, Department of	Direct		5 R01 AR070470-03	93.846	Arthritis, Musculoskeletal and Skin Diseases Research	145,618	-
Health and Human Services, Department of	Direct		5 R01 AR071379-03	93.846	Arthritis, Musculoskeletal and Skin Diseases Research	266,614	-
Health and Human Services, Department of	Direct		5 R01 AR071384-03	93.846	Arthritis, Musculoskeletal and Skin Diseases Research	473,739	-
Health and Human Services, Department of	Direct		5 R03 AR072107-02	93.846	Arthritis, Musculoskeletal and Skin Diseases Research	78,794	-
Health and Human Services, Department of	Direct		5 R21 AR067330-02	93.846	Arthritis, Musculoskeletal and Skin Diseases Research	(102,974)	-
Health and Human Services, Department of	Direct		5 R21 AR072284-02	93.846	Arthritis, Musculoskeletal and Skin Diseases Research	266,867	-
Health and Human Services, Department of	Direct		5 R21 AR072314-02	93.846	Arthritis, Musculoskeletal and Skin Diseases Research	140,094	-
Health and Human Services, Department of	Direct		5 R21 AR072336-02	93.846	Arthritis, Musculoskeletal and Skin Diseases Research	176,900	-
Health and Human Services, Department of	Direct		5 R21 AR072511-02	93.846	Arthritis, Musculoskeletal and Skin Diseases Research	125,483	-
Health and Human Services, Department of	Direct		5 R21 AR072931-02	93.846	Arthritis, Musculoskeletal and Skin Diseases Research	201,279	-
Health and Human Services, Department of	Direct		5 R21 AR074011-02	93.846	Arthritis, Musculoskeletal and Skin Diseases Research	86,240	-
Health and Human Services, Department of	Direct		5 R61 AR073014-02	93.846	Arthritis, Musculoskeletal and Skin Diseases Research	440,733	-
Health and Human Services, Department of	Direct		5-K24AR063120-07	93.846	Arthritis, Musculoskeletal and Skin Diseases Research	60,422	-

University of Michigan  
Schedule of Expenditures of Federal Awards  
For the Year Ended June 30, 2019

Cluster Title/Federal Grantor/Program	Type	Pass-Through Grantor	Award Identifier	CFDA Number	CFDA Program Title	Federal Expenditures	Pass-Through
Health and Human Services, Department of	Direct		7 R01 AR042047-23	93.846	Arthritis, Musculoskeletal and Skin Diseases Research	473,443	-
Health and Human Services, Department of	Direct		T32 AR007080	93.846	Arthritis, Musculoskeletal and Skin Diseases Research	110,735	-
Health and Human Services, Department of	Direct		T32 AR007080	93.846	Arthritis, Musculoskeletal and Skin Diseases Research	25,920	-
Health and Human Services, Department of	Direct		T32 AR007197	93.846	Arthritis, Musculoskeletal and Skin Diseases Research	223,018	-
Health and Human Services, Department of	Pass-Through	Cleveland Clinic Foundation (CCF)	985-SUB	93.846	Arthritis, Musculoskeletal and Skin Diseases Research	29,688	-
Health and Human Services, Department of	Pass-Through	Dartmouth College	R1016 - Core B	93.846	Arthritis, Musculoskeletal and Skin Diseases Research	2,690	-
Health and Human Services, Department of	Pass-Through	IF, LLC	Agreement	93.846	Arthritis, Musculoskeletal and Skin Diseases Research	43,219	-
Health and Human Services, Department of	Pass-Through	Johns Hopkins University	2003835464	93.846	Arthritis, Musculoskeletal and Skin Diseases Research	44,283	-
Health and Human Services, Department of	Pass-Through	Northwestern University	60049341 UMich	93.846	Arthritis, Musculoskeletal and Skin Diseases Research	(712)	-
Health and Human Services, Department of	Pass-Through	State University of New York (SUNY)	68055	93.846	Arthritis, Musculoskeletal and Skin Diseases Research	93,666	-
Health and Human Services, Department of	Pass-Through	Thomas Jefferson University	080-23000-R92203	93.846	Arthritis, Musculoskeletal and Skin Diseases Research	(3,046)	-
Health and Human Services, Department of	Pass-Through	University of Alabama at Birmingham (UAB)	000516313-001	93.846	Arthritis, Musculoskeletal and Skin Diseases Research	113,813	-
Health and Human Services, Department of	Pass-Through	University of Alabama at Birmingham (UAB)	000516313-001	93.846	Arthritis, Musculoskeletal and Skin Diseases Research	43	-
Health and Human Services, Department of	Pass-Through	University of Pennsylvania	572644	93.846	Arthritis, Musculoskeletal and Skin Diseases Research	2,056	-
Health and Human Services, Department of	Pass-Through	University of Wisconsin	0000000035	93.846	Arthritis, Musculoskeletal and Skin Diseases Research	112,701	-
Health and Human Services, Department of	Pass-Through	Washington State University	131344 G003907	93.846	Arthritis, Musculoskeletal and Skin Diseases Research	10,351	-
						\$ 14,616,966	\$ 1,070,396
Health and Human Services, Department of	Direct		1 DP3 DK098129-01	93.847	Diabetes, Digestive, and Kidney Diseases Extramural Research	\$ 373	\$ 373
Health and Human Services, Department of	Direct		1 F32 D5120159-01	93.847	Diabetes, Digestive, and Kidney Diseases Extramural Research	14,279	-
Health and Human Services, Department of	Direct		1 F32 DK112642-01A1	93.847	Diabetes, Digestive, and Kidney Diseases Extramural Research	1,851	-
Health and Human Services, Department of	Direct		1 F32 DK115340-01A1	93.847	Diabetes, Digestive, and Kidney Diseases Extramural Research	63,145	-
Health and Human Services, Department of	Direct		1 F32 DK117522-01A1	93.847	Diabetes, Digestive, and Kidney Diseases Extramural Research	28,582	-
Health and Human Services, Department of	Direct		1 K01 DK111794-01A1	93.847	Diabetes, Digestive, and Kidney Diseases Extramural Research	48,083	-
Health and Human Services, Department of	Direct		1 K01 DK114376-01A1	93.847	Diabetes, Digestive, and Kidney Diseases Extramural Research	51,597	-
Health and Human Services, Department of	Direct		1 R01 DK 119188-01	93.847	Diabetes, Digestive, and Kidney Diseases Extramural Research	77,837	-
Health and Human Services, Department of	Direct		1 R01 DK115408-02	93.847	Diabetes, Digestive, and Kidney Diseases Extramural Research	196,740	-
Health and Human Services, Department of	Direct		1 R01 DK117639 01A1	93.847	Diabetes, Digestive, and Kidney Diseases Extramural Research	156,120	-
Health and Human Services, Department of	Direct		1 R01 DK118731-01A1	93.847	Diabetes, Digestive, and Kidney Diseases Extramural Research	86,844	-
Health and Human Services, Department of	Direct		1 R01 DK119219-01	93.847	Diabetes, Digestive, and Kidney Diseases Extramural Research	92,050	-
Health and Human Services, Department of	Direct		1 R01 DK120623-01	93.847	Diabetes, Digestive, and Kidney Diseases Extramural Research	34,079	-
Health and Human Services, Department of	Direct		1 R01 DK121166-01	93.847	Diabetes, Digestive, and Kidney Diseases Extramural Research	34,361	-
Health and Human Services, Department of	Direct		1 R56 DK116617-01	93.847	Diabetes, Digestive, and Kidney Diseases Extramural Research	183,941	-
Health and Human Services, Department of	Direct		2 R01 DK055679-20A1	93.847	Diabetes, Digestive, and Kidney Diseases Extramural Research	58,320	-
Health and Human Services, Department of	Direct		2 R01 DK068400 15	93.847	Diabetes, Digestive, and Kidney Diseases Extramural Research	67,802	-
Health and Human Services, Department of	Direct		2 R01 DK070869-11	93.847	Diabetes, Digestive, and Kidney Diseases Extramural Research	56,350	-
Health and Human Services, Department of	Direct		2 R01 DK071771-11	93.847	Diabetes, Digestive, and Kidney Diseases Extramural Research	491,657	14,932
Health and Human Services, Department of	Direct		2 R56 DK053904-18	93.847	Diabetes, Digestive, and Kidney Diseases Extramural Research	122,819	-
Health and Human Services, Department of	Direct		2 U01 DK065184-16	93.847	Diabetes, Digestive, and Kidney Diseases Extramural Research	258,965	495
Health and Human Services, Department of	Direct		2 U24 DK100845-07	93.847	Diabetes, Digestive, and Kidney Diseases Extramural Research	18,878	-
Health and Human Services, Department of	Direct		2R01DK045776-28	93.847	Diabetes, Digestive, and Kidney Diseases Extramural Research	152,667	-
Health and Human Services, Department of	Direct		3 P30DK020572-42S1	93.847	Diabetes, Digestive, and Kidney Diseases Extramural Research	2,148,986	107,327
Health and Human Services, Department of	Direct		3 P30DK081943-12S1	93.847	Diabetes, Digestive, and Kidney Diseases Extramural Research	589,376	38,752
Health and Human Services, Department of	Direct		3U54DK083912-10S1	93.847	Diabetes, Digestive, and Kidney Diseases Extramural Research	1,295,748	436,483
Health and Human Services, Department of	Direct		3UM1DK100845-06S1	93.847	Diabetes, Digestive, and Kidney Diseases Extramural Research	1,042,639	632,600
Health and Human Services, Department of	Direct		4 R01 DK053904-17	93.847	Diabetes, Digestive, and Kidney Diseases Extramural Research	17,189	-
Health and Human Services, Department of	Direct		4 R01 DK096972-04	93.847	Diabetes, Digestive, and Kidney Diseases Extramural Research	3,653	-



University of Michigan  
 Schedule of Expenditures of Federal Awards  
 For the Year Ended June 30, 2019

Cluster Title/Federal Grantor/Program	Type	Pass-Through Grantor	Award Identifier	CFDA Number	CFDA Program Title	Federal Expenditures	Pass-Through
Health and Human Services, Department of	Direct		5 F30 DK117615-02	93.847	Diabetes, Digestive, and Kidney Diseases Extramural Research	40,718	-
Health and Human Services, Department of	Direct		5 F31 DK111194-03	93.847	Diabetes, Digestive, and Kidney Diseases Extramural Research	39,386	-
Health and Human Services, Department of	Direct		5 F31 DK113653-02	93.847	Diabetes, Digestive, and Kidney Diseases Extramural Research	36,041	-
Health and Human Services, Department of	Direct		5 F31 DK116555-03	93.847	Diabetes, Digestive, and Kidney Diseases Extramural Research	30,519	-
Health and Human Services, Department of	Direct		5 F31 DK117610-02	93.847	Diabetes, Digestive, and Kidney Diseases Extramural Research	39,172	-
Health and Human Services, Department of	Direct		5 F31 DK118811-02	93.847	Diabetes, Digestive, and Kidney Diseases Extramural Research	35,831	-
Health and Human Services, Department of	Direct		5 F32 DK108493-02	93.847	Diabetes, Digestive, and Kidney Diseases Extramural Research	(158)	-
Health and Human Services, Department of	Direct		5 F32 DK112627-02	93.847	Diabetes, Digestive, and Kidney Diseases Extramural Research	(8,587)	-
Health and Human Services, Department of	Direct		5 F32 DK117545-02	93.847	Diabetes, Digestive, and Kidney Diseases Extramural Research	54,475	-
Health and Human Services, Department of	Direct		5 F32 DK118800-02	93.847	Diabetes, Digestive, and Kidney Diseases Extramural Research	59,819	-
Health and Human Services, Department of	Direct		5 F32 DK120111-02	93.847	Diabetes, Digestive, and Kidney Diseases Extramural Research	52,503	-
Health and Human Services, Department of	Direct		5 K01 DK106296-03	93.847	Diabetes, Digestive, and Kidney Diseases Extramural Research	154,083	-
Health and Human Services, Department of	Direct		5 K01 DK106322-04	93.847	Diabetes, Digestive, and Kidney Diseases Extramural Research	141,450	-
Health and Human Services, Department of	Direct		5 K01 DK107456-04	93.847	Diabetes, Digestive, and Kidney Diseases Extramural Research	153,973	-
Health and Human Services, Department of	Direct		5 K01 DK111710-02	93.847	Diabetes, Digestive, and Kidney Diseases Extramural Research	48,802	-
Health and Human Services, Department of	Direct		5 K01 DK116928-02	93.847	Diabetes, Digestive, and Kidney Diseases Extramural Research	67,505	-
Health and Human Services, Department of	Direct		5 K01DK113115-02	93.847	Diabetes, Digestive, and Kidney Diseases Extramural Research	6,167	-
Health and Human Services, Department of	Direct		5 K08 DK101755-04	93.847	Diabetes, Digestive, and Kidney Diseases Extramural Research	107,034	-
Health and Human Services, Department of	Direct		5 K08 DK102357-05	93.847	Diabetes, Digestive, and Kidney Diseases Extramural Research	(19,314)	-
Health and Human Services, Department of	Direct		5 K08 DK102526-05	93.847	Diabetes, Digestive, and Kidney Diseases Extramural Research	164,432	-
Health and Human Services, Department of	Direct		5 K08 DK106523-05	93.847	Diabetes, Digestive, and Kidney Diseases Extramural Research	147,004	2,337
Health and Human Services, Department of	Direct		5 K08 DK109116-04	93.847	Diabetes, Digestive, and Kidney Diseases Extramural Research	161,817	-
Health and Human Services, Department of	Direct		5 K08DK115891-02	93.847	Diabetes, Digestive, and Kidney Diseases Extramural Research	140,013	-
Health and Human Services, Department of	Direct		5 K12 DK111011-04	93.847	Diabetes, Digestive, and Kidney Diseases Extramural Research	266,771	-
Health and Human Services, Department of	Direct		5 K23 DK097183-05	93.847	Diabetes, Digestive, and Kidney Diseases Extramural Research	108,589	-
Health and Human Services, Department of	Direct		5 K23 DK101687-05	93.847	Diabetes, Digestive, and Kidney Diseases Extramural Research	182,760	-
Health and Human Services, Department of	Direct		5 K99 DK106664-02	93.847	Diabetes, Digestive, and Kidney Diseases Extramural Research	68,184	-
Health and Human Services, Department of	Direct		5 K99 DK110537-02	93.847	Diabetes, Digestive, and Kidney Diseases Extramural Research	11,755	-
Health and Human Services, Department of	Direct		5 P01 DK062041-15	93.847	Diabetes, Digestive, and Kidney Diseases Extramural Research	165,975	-
Health and Human Services, Department of	Direct		5 P30 DK020572-40	93.847	Diabetes, Digestive, and Kidney Diseases Extramural Research	(19,815)	(9,951)
Health and Human Services, Department of	Direct		5 P30 DK034933-33	93.847	Diabetes, Digestive, and Kidney Diseases Extramural Research	794,279	-
Health and Human Services, Department of	Direct		5 P30 DK089503-10	93.847	Diabetes, Digestive, and Kidney Diseases Extramural Research	968,325	-
Health and Human Services, Department of	Direct		5 P30DK092926-09	93.847	Diabetes, Digestive, and Kidney Diseases Extramural Research	537,224	109,410
Health and Human Services, Department of	Direct		5 R00 DK097141-05	93.847	Diabetes, Digestive, and Kidney Diseases Extramural Research	110,167	-
Health and Human Services, Department of	Direct		5 R00 DK099240-04	93.847	Diabetes, Digestive, and Kidney Diseases Extramural Research	105,282	-
Health and Human Services, Department of	Direct		5 R01 DK040344-30	93.847	Diabetes, Digestive, and Kidney Diseases Extramural Research	310,922	-
Health and Human Services, Department of	Direct		5 R01 DK04203-29	93.847	Diabetes, Digestive, and Kidney Diseases Extramural Research	385,860	-
Health and Human Services, Department of	Direct		5 R01 DK043140-23	93.847	Diabetes, Digestive, and Kidney Diseases Extramural Research	443,825	-

University of Michigan  
 Schedule of Expenditures of Federal Awards  
 For the Year Ended June 30, 2019

Cluster Title/Federal Grantor/Program	Type	Pass-Through Grantor	Award Identifier	CFDA Number	CFDA Program Title	Federal Expenditures	Pass-Through
Health and Human Services, Department of	Direct		5 R01 DK045776-27	93.847	Diabetes, Digestive, and Kidney Diseases Extramural Research	246,147	-
Health and Human Services, Department of	Direct		5 R01 DK046409-26	93.847	Diabetes, Digestive, and Kidney Diseases Extramural Research	440,988	-
Health and Human Services, Department of	Direct		5 R01 DK046960-27	93.847	Diabetes, Digestive, and Kidney Diseases Extramural Research	342,890	-
Health and Human Services, Department of	Direct		5 R01 DK047918-25	93.847	Diabetes, Digestive, and Kidney Diseases Extramural Research	135,482	-
Health and Human Services, Department of	Direct		5 R01 DK048280-25	93.847	Diabetes, Digestive, and Kidney Diseases Extramural Research	438,471	-
Health and Human Services, Department of	Direct		5 R01 DK054222-19	93.847	Diabetes, Digestive, and Kidney Diseases Extramural Research	532,074	-
Health and Human Services, Department of	Direct		5 R01 DK054740-19	93.847	Diabetes, Digestive, and Kidney Diseases Extramural Research	339,765	-
Health and Human Services, Department of	Direct		5 R01 DK055679-19	93.847	Diabetes, Digestive, and Kidney Diseases Extramural Research	178,552	-
Health and Human Services, Department of	Direct		5 R01 DK056731-21	93.847	Diabetes, Digestive, and Kidney Diseases Extramural Research	431,961	-
Health and Human Services, Department of	Direct		5 R01 DK058913-14	93.847	Diabetes, Digestive, and Kidney Diseases Extramural Research	(27,827)	-
Health and Human Services, Department of	Direct		5 R01 DK059888-19	93.847	Diabetes, Digestive, and Kidney Diseases Extramural Research	737,804	-
Health and Human Services, Department of	Direct		5 R01 DK061379-16	93.847	Diabetes, Digestive, and Kidney Diseases Extramural Research	467,858	-
Health and Human Services, Department of	Direct		5 R01 DK061707-15	93.847	Diabetes, Digestive, and Kidney Diseases Extramural Research	(63,661)	-
Health and Human Services, Department of	Direct		5 R01 DK062876-14	93.847	Diabetes, Digestive, and Kidney Diseases Extramural Research	303,047	-
Health and Human Services, Department of	Direct		5 R01 DK066604-13	93.847	Diabetes, Digestive, and Kidney Diseases Extramural Research	447,753	-
Health and Human Services, Department of	Direct		5 R01 DK068400-14	93.847	Diabetes, Digestive, and Kidney Diseases Extramural Research	365,527	142,297
Health and Human Services, Department of	Direct		5 R01 DK069950-14	93.847	Diabetes, Digestive, and Kidney Diseases Extramural Research	343,833	27,479
Health and Human Services, Department of	Direct		5 R01 DK070869-10	93.847	Diabetes, Digestive, and Kidney Diseases Extramural Research	98,109	-
Health and Human Services, Department of	Direct		5 R01 DK072564-24	93.847	Diabetes, Digestive, and Kidney Diseases Extramural Research	737,848	-
Health and Human Services, Department of	Direct		5 R01 DK073722-13	93.847	Diabetes, Digestive, and Kidney Diseases Extramural Research	430,001	-
Health and Human Services, Department of	Direct		5 R01 DK077966-09	93.847	Diabetes, Digestive, and Kidney Diseases Extramural Research	909,076	9,355
Health and Human Services, Department of	Direct		5 R01 DK078056-09	93.847	Diabetes, Digestive, and Kidney Diseases Extramural Research	(7,266)	-
Health and Human Services, Department of	Direct		5 R01 DK079392-14	93.847	Diabetes, Digestive, and Kidney Diseases Extramural Research	388,102	-
Health and Human Services, Department of	Direct		5 R01 DK083491-09	93.847	Diabetes, Digestive, and Kidney Diseases Extramural Research	210,419	-
Health and Human Services, Department of	Direct		5 R01 DK089763-08	93.847	Diabetes, Digestive, and Kidney Diseases Extramural Research	683,617	347,410
Health and Human Services, Department of	Direct		5 R01 DK089933-09	93.847	Diabetes, Digestive, and Kidney Diseases Extramural Research	512,701	-
Health and Human Services, Department of	Direct		5 R01 DK090262-09	93.847	Diabetes, Digestive, and Kidney Diseases Extramural Research	413,787	-
Health and Human Services, Department of	Direct		5 R01 DK091191-14	93.847	Diabetes, Digestive, and Kidney Diseases Extramural Research	316,184	-
Health and Human Services, Department of	Direct		5 R01 DK091267-08	93.847	Diabetes, Digestive, and Kidney Diseases Extramural Research	435,140	-
Health and Human Services, Department of	Direct		5 R01 DK091591-04	93.847	Diabetes, Digestive, and Kidney Diseases Extramural Research	(11,020)	-
Health and Human Services, Department of	Direct		5 R01 DK093513-07	93.847	Diabetes, Digestive, and Kidney Diseases Extramural Research	368,004	54,485
Health and Human Services, Department of	Direct		5 R01 DK094777-09	93.847	Diabetes, Digestive, and Kidney Diseases Extramural Research	770,369	-
Health and Human Services, Department of	Direct		5 R01 DK095201-08	93.847	Diabetes, Digestive, and Kidney Diseases Extramural Research	367,205	-
Health and Human Services, Department of	Direct		5 R01 DK095210-05	93.847	Diabetes, Digestive, and Kidney Diseases Extramural Research	(582)	(582)
Health and Human Services, Department of	Direct		5 R01 DK095782-05	93.847	Diabetes, Digestive, and Kidney Diseases Extramural Research	(84,175)	-
Health and Human Services, Department of	Direct		5 R01 DK095782-07	93.847	Diabetes, Digestive, and Kidney Diseases Extramural Research	344,340	-
Health and Human Services, Department of	Direct		5 R01 DK097027-05	93.847	Diabetes, Digestive, and Kidney Diseases Extramural Research	55,489	-
Health and Human Services, Department of	Direct		5 R01 DK097449-05	93.847	Diabetes, Digestive, and Kidney Diseases Extramural Research	167,133	-

University of Michigan  
Schedule of Expenditures of Federal Awards  
For the Year Ended June 30, 2019

Cluster Title/Federal Grantor/Program	Type	Pass-Through Grantor	Award Identifier	CFDA Number	CFDA Program Title	Federal Expenditures	Pass-Through
Health and Human Services, Department of	Direct		5 R01 DK098205-05	93.847	Diabetes, Digestive, and Kidney Diseases Extramural Research	769	-
Health and Human Services, Department of	Direct		5 R01 DK098853-04	93.847	Diabetes, Digestive, and Kidney Diseases Extramural Research	(403)	-
Health and Human Services, Department of	Direct		5 R01 DK099034-03	93.847	Diabetes, Digestive, and Kidney Diseases Extramural Research	(11,043)	-
Health and Human Services, Department of	Direct		5 R01 DK099593-05	93.847	Diabetes, Digestive, and Kidney Diseases Extramural Research	184,140	-
Health and Human Services, Department of	Direct		5 R01 DK100449-05	93.847	Diabetes, Digestive, and Kidney Diseases Extramural Research	446,753	-
Health and Human Services, Department of	Direct		5 R01 DK100722-08	93.847	Diabetes, Digestive, and Kidney Diseases Extramural Research	(3,642)	-
Health and Human Services, Department of	Direct		5 R01 DK101423-05	93.847	Diabetes, Digestive, and Kidney Diseases Extramural Research	398,466	108,534
Health and Human Services, Department of	Direct		5 R01 DK101473-04	93.847	Diabetes, Digestive, and Kidney Diseases Extramural Research	163,495	103,542
Health and Human Services, Department of	Direct		5 R01 DK101591-04	93.847	Diabetes, Digestive, and Kidney Diseases Extramural Research	339,353	-
Health and Human Services, Department of	Direct		5 R01 DK102456-05	93.847	Diabetes, Digestive, and Kidney Diseases Extramural Research	343,673	-
Health and Human Services, Department of	Direct		5 R01 DK102532-03	93.847	Diabetes, Digestive, and Kidney Diseases Extramural Research	61,876	25,596
Health and Human Services, Department of	Direct		5 R01 DK102643-03	93.847	Diabetes, Digestive, and Kidney Diseases Extramural Research	224,133	-
Health and Human Services, Department of	Direct		5 R01 DK102663-04	93.847	Diabetes, Digestive, and Kidney Diseases Extramural Research	90,549	-
Health and Human Services, Department of	Direct		5 R01 DK102850-05	93.847	Diabetes, Digestive, and Kidney Diseases Extramural Research	266,515	-
Health and Human Services, Department of	Direct		5 R01 DK103877-04	93.847	Diabetes, Digestive, and Kidney Diseases Extramural Research	(1,536)	-
Health and Human Services, Department of	Direct		5 R01 DK104733-04	93.847	Diabetes, Digestive, and Kidney Diseases Extramural Research	705,044	-
Health and Human Services, Department of	Direct		5 R01 DK104999-04	93.847	Diabetes, Digestive, and Kidney Diseases Extramural Research	491,473	-
Health and Human Services, Department of	Direct		5 R01 DK105393-05	93.847	Diabetes, Digestive, and Kidney Diseases Extramural Research	265,220	-
Health and Human Services, Department of	Direct		5 R01 DK106188-05	93.847	Diabetes, Digestive, and Kidney Diseases Extramural Research	228,054	-
Health and Human Services, Department of	Direct		5 R01 DK106618-04	93.847	Diabetes, Digestive, and Kidney Diseases Extramural Research	383,555	-
Health and Human Services, Department of	Direct		5 R01 DK106621-04	93.847	Diabetes, Digestive, and Kidney Diseases Extramural Research	973,093	159,413
Health and Human Services, Department of	Direct		5 R01 DK107282-03	93.847	Diabetes, Digestive, and Kidney Diseases Extramural Research	447,066	-
Health and Human Services, Department of	Direct		5 R01 DK107535-05	93.847	Diabetes, Digestive, and Kidney Diseases Extramural Research	341,378	-
Health and Human Services, Department of	Direct		5 R01 DK107583-04	93.847	Diabetes, Digestive, and Kidney Diseases Extramural Research	275,357	-
Health and Human Services, Department of	Direct		5 R01 DK107652-03	93.847	Diabetes, Digestive, and Kidney Diseases Extramural Research	513,251	-
Health and Human Services, Department of	Direct		5 R01 DK107730-04	93.847	Diabetes, Digestive, and Kidney Diseases Extramural Research	587,211	-
Health and Human Services, Department of	Direct		5 R01 DK107904-04	93.847	Diabetes, Digestive, and Kidney Diseases Extramural Research	818,184	135,669
Health and Human Services, Department of	Direct		5 R01 DK107956-04	93.847	Diabetes, Digestive, and Kidney Diseases Extramural Research	505,942	-
Health and Human Services, Department of	Direct		5 R01 DK108805-04	93.847	Diabetes, Digestive, and Kidney Diseases Extramural Research	313,444	26,481
Health and Human Services, Department of	Direct		5 R01 DK108901-03	93.847	Diabetes, Digestive, and Kidney Diseases Extramural Research	239,241	-
Health and Human Services, Department of	Direct		5 R01 DK108921-04	93.847	Diabetes, Digestive, and Kidney Diseases Extramural Research	344,040	-
Health and Human Services, Department of	Direct		5 R01 DK109032-04	93.847	Diabetes, Digestive, and Kidney Diseases Extramural Research	484,909	114,320
Health and Human Services, Department of	Direct		5 R01 DK109948-05	93.847	Diabetes, Digestive, and Kidney Diseases Extramural Research	696,456	-
Health and Human Services, Department of	Direct		5 R01 DK109995-04	93.847	Diabetes, Digestive, and Kidney Diseases Extramural Research	526,824	-
Health and Human Services, Department of	Direct		5 R01 DK110273-03	93.847	Diabetes, Digestive, and Kidney Diseases Extramural Research	353,123	-
Health and Human Services, Department of	Direct		5 R01 DK110436-04	93.847	Diabetes, Digestive, and Kidney Diseases Extramural Research	551,060	-
Health and Human Services, Department of	Direct		5 R01 DK111174-04	93.847	Diabetes, Digestive, and Kidney Diseases Extramural Research	612,325	-
Health and Human Services, Department of	Direct		5 R01 DK111465-04	93.847	Diabetes, Digestive, and Kidney Diseases Extramural Research	358,439	27,436

University of Michigan  
 Schedule of Expenditures of Federal Awards  
 For the Year Ended June 30, 2019

Cluster Title/Federal Grantor/Program	Type	Pass-Through Grantor	Award Identifier	CFDA Number	CFDA Program Title	Federal Expenditures	Pass-Through
Health and Human Services, Department of	Direct		5 R01 DK112755-02	93.847	Diabetes, Digestive, and Kidney Diseases Extramural Research	71,621	-
Health and Human Services, Department of	Direct		5 R01 DK112800-03	93.847	Diabetes, Digestive, and Kidney Diseases Extramural Research	429,751	-
Health and Human Services, Department of	Direct		5 R01 DK114131-02	93.847	Diabetes, Digestive, and Kidney Diseases Extramural Research	321,282	-
Health and Human Services, Department of	Direct		5 R01 DK115190-03	93.847	Diabetes, Digestive, and Kidney Diseases Extramural Research	689,231	-
Health and Human Services, Department of	Direct		5 R01 DK115474-02	93.847	Diabetes, Digestive, and Kidney Diseases Extramural Research	453,130	9,546
Health and Human Services, Department of	Direct		5 R01 DK115526-02	93.847	Diabetes, Digestive, and Kidney Diseases Extramural Research	262,894	-
Health and Human Services, Department of	Direct		5 R01 DK115583-02	93.847	Diabetes, Digestive, and Kidney Diseases Extramural Research	349,507	-
Health and Human Services, Department of	Direct		5 R01 DK115646-03	93.847	Diabetes, Digestive, and Kidney Diseases Extramural Research	403,132	-
Health and Human Services, Department of	Direct		5 R01 DK115687-02	93.847	Diabetes, Digestive, and Kidney Diseases Extramural Research	443,551	-
Health and Human Services, Department of	Direct		5 R01 DK115844-02	93.847	Diabetes, Digestive, and Kidney Diseases Extramural Research	538,175	55,522
Health and Human Services, Department of	Direct		5 R01 DK116548-02	93.847	Diabetes, Digestive, and Kidney Diseases Extramural Research	619,758	-
Health and Human Services, Department of	Direct		5 R01 DK116715-02	93.847	Diabetes, Digestive, and Kidney Diseases Extramural Research	511,422	-
Health and Human Services, Department of	Direct		5 R01 DK117565-02	93.847	Diabetes, Digestive, and Kidney Diseases Extramural Research	333,974	-
Health and Human Services, Department of	Direct		5 R01 DK117960-02	93.847	Diabetes, Digestive, and Kidney Diseases Extramural Research	362,626	-
Health and Human Services, Department of	Direct		5 R01 DK118023-02	93.847	Diabetes, Digestive, and Kidney Diseases Extramural Research	314,106	-
Health and Human Services, Department of	Direct		5 R01 DK118024-02	93.847	Diabetes, Digestive, and Kidney Diseases Extramural Research	519,904	-
Health and Human Services, Department of	Direct		5 R01 DK118154-02	93.847	Diabetes, Digestive, and Kidney Diseases Extramural Research	184,882	-
Health and Human Services, Department of	Direct		5 R01 DK120047-02	93.847	Diabetes, Digestive, and Kidney Diseases Extramural Research	256,285	-
Health and Human Services, Department of	Direct		5 R01 DK120330-02	93.847	Diabetes, Digestive, and Kidney Diseases Extramural Research	310,992	110,999
Health and Human Services, Department of	Direct		5 R01DK114220-03	93.847	Diabetes, Digestive, and Kidney Diseases Extramural Research	443,040	-
Health and Human Services, Department of	Direct		5 R03 DK102480-02	93.847	Diabetes, Digestive, and Kidney Diseases Extramural Research	(614)	-
Health and Human Services, Department of	Direct		5 R21 DK101654-02	93.847	Diabetes, Digestive, and Kidney Diseases Extramural Research	33,729	-
Health and Human Services, Department of	Direct		5 R21 DK106647-02	93.847	Diabetes, Digestive, and Kidney Diseases Extramural Research	13,506	-
Health and Human Services, Department of	Direct		5 R21 DK109447-02	93.847	Diabetes, Digestive, and Kidney Diseases Extramural Research	173,407	-
Health and Human Services, Department of	Direct		5 R21 DK110146-02	93.847	Diabetes, Digestive, and Kidney Diseases Extramural Research	70,904	-
Health and Human Services, Department of	Direct		5 R21 DK117446-02	93.847	Diabetes, Digestive, and Kidney Diseases Extramural Research	115,871	10,287
Health and Human Services, Department of	Direct		5 R24 DK082841-10	93.847	Diabetes, Digestive, and Kidney Diseases Extramural Research	1,947,189	418,724
Health and Human Services, Department of	Direct		5 R25 DK088752-09	93.847	Diabetes, Digestive, and Kidney Diseases Extramural Research	97,361	-
Health and Human Services, Department of	Direct		5 R37 DK056731-19	93.847	Diabetes, Digestive, and Kidney Diseases Extramural Research	(20,273)	-
Health and Human Services, Department of	Direct		5 U01 DK061028-17	93.847	Diabetes, Digestive, and Kidney Diseases Extramural Research	(124,906)	6,217
Health and Human Services, Department of	Direct		5 U01 DK062370-14	93.847	Diabetes, Digestive, and Kidney Diseases Extramural Research	(125,875)	11,918
Health and Human Services, Department of	Direct		5 U01 DK062456-17	93.847	Diabetes, Digestive, and Kidney Diseases Extramural Research	4,681,990	3,612,797
Health and Human Services, Department of	Direct		5 U01 DK065184-15	93.847	Diabetes, Digestive, and Kidney Diseases Extramural Research	10,671	-
Health and Human Services, Department of	Direct		5 U01 DK082345-10	93.847	Diabetes, Digestive, and Kidney Diseases Extramural Research	894,311	-
Health and Human Services, Department of	Direct		5 U01 DK082863-12	93.847	Diabetes, Digestive, and Kidney Diseases Extramural Research	472,751	22,723
Health and Human Services, Department of	Direct		5 U01 DK099932-05	93.847	Diabetes, Digestive, and Kidney Diseases Extramural Research	80,440	-
Health and Human Services, Department of	Direct		5 U01 DK103141-05S1	93.847	Diabetes, Digestive, and Kidney Diseases Extramural Research	401,937	140,804
Health and Human Services, Department of	Direct		5 U01 DK106893-05S1	93.847	Diabetes, Digestive, and Kidney Diseases Extramural Research	671,077	-

University of Michigan  
 Schedule of Expenditures of Federal Awards  
 For the Year Ended June 30, 2019

Cluster Title/Federal Grantor/Program	Type	Pass-Through Grantor	Award Identifier	CFDA Number	CFDA Program Title	Federal Expenditures	Pass-Through
Health and Human Services, Department of	Direct		5 U01DK061028-19	93.847	Diabetes, Digestive, and Kidney Diseases Extramural Research	772,039	-
Health and Human Services, Department of	Direct		5 U01DK119083-02	93.847	Diabetes, Digestive, and Kidney Diseases Extramural Research	122,440	-
Health and Human Services, Department of	Direct		5 U2C DK110768-04	93.847	Diabetes, Digestive, and Kidney Diseases Extramural Research	1,251,248	-
Health and Human Services, Department of	Direct		5 UG3 DK114907-02	93.847	Diabetes, Digestive, and Kidney Diseases Extramural Research	625,711	306,905
Health and Human Services, Department of	Direct		5P30DK081943-10	93.847	Diabetes, Digestive, and Kidney Diseases Extramural Research	120,293	76,755
Health and Human Services, Department of	Direct		5-R01DK062027-15	93.847	Diabetes, Digestive, and Kidney Diseases Extramural Research	399,615	-
Health and Human Services, Department of	Direct		5U01DK062370-16	93.847	Diabetes, Digestive, and Kidney Diseases Extramural Research	530,544	16,301
Health and Human Services, Department of	Direct		7 R01 DK061379-14	93.847	Diabetes, Digestive, and Kidney Diseases Extramural Research	(16,447)	-
Health and Human Services, Department of	Direct		7 R01 DK070332-14	93.847	Diabetes, Digestive, and Kidney Diseases Extramural Research	283,223	-
Health and Human Services, Department of	Direct		7 R21 DK110688-03	93.847	Diabetes, Digestive, and Kidney Diseases Extramural Research	57,762	23,900
Health and Human Services, Department of	Direct		R01DK121170-01	93.847	Diabetes, Digestive, and Kidney Diseases Extramural Research	146,320	-
Health and Human Services, Department of	Direct		T32 DK007245	93.847	Diabetes, Digestive, and Kidney Diseases Extramural Research	294,323	-
Health and Human Services, Department of	Direct		T32 DK007378	93.847	Diabetes, Digestive, and Kidney Diseases Extramural Research	417,580	-
Health and Human Services, Department of	Direct		T32 DK007782	93.847	Diabetes, Digestive, and Kidney Diseases Extramural Research	1,321	-
Health and Human Services, Department of	Direct		T32 DK062708	93.847	Diabetes, Digestive, and Kidney Diseases Extramural Research	167,189	-
Health and Human Services, Department of	Direct		T32 DK062708	93.847	Diabetes, Digestive, and Kidney Diseases Extramural Research	(14,815)	-
Health and Human Services, Department of	Direct		T32 DK071212	93.847	Diabetes, Digestive, and Kidney Diseases Extramural Research	166,221	-
Health and Human Services, Department of	Direct		T32 DK094775	93.847	Diabetes, Digestive, and Kidney Diseases Extramural Research	266,895	-
Health and Human Services, Department of	Direct		T32 DK101357	93.847	Diabetes, Digestive, and Kidney Diseases Extramural Research	209,581	-
Health and Human Services, Department of	Direct		T32 DK108740	93.847	Diabetes, Digestive, and Kidney Diseases Extramural Research	305,821	-
Health and Human Services, Department of	Pass-Through	Albert Einstein College of Medicine, Inc.,	310780	93.847	Diabetes, Digestive, and Kidney Diseases Extramural Research	(4,196)	-
Health and Human Services, Department of	Pass-Through	Arbor Research Collaborative For Health	Appendix J	93.847	Diabetes, Digestive, and Kidney Diseases Extramural Research	10,791	-
Health and Human Services, Department of	Pass-Through	Augusta University	30835-35	93.847	Diabetes, Digestive, and Kidney Diseases Extramural Research	87,370	-
Health and Human Services, Department of	Pass-Through	Augusta University	30835-44	93.847	Diabetes, Digestive, and Kidney Diseases Extramural Research	21,023	-
Health and Human Services, Department of	Pass-Through	Augusta University	32307-20	93.847	Diabetes, Digestive, and Kidney Diseases Extramural Research	13,658	-
Health and Human Services, Department of	Pass-Through	Augusta University	32307-44	93.847	Diabetes, Digestive, and Kidney Diseases Extramural Research	5,086	-
Health and Human Services, Department of	Pass-Through	Baylor College of Medicine	Research Subaward Agreement	93.847	Diabetes, Digestive, and Kidney Diseases Extramural Research	31,078	-
Health and Human Services, Department of	Pass-Through	BLR Bio, L.L.C.	Roundtable Research Agreement	93.847	Diabetes, Digestive, and Kidney Diseases Extramural Research	8,926	-
Health and Human Services, Department of	Pass-Through	Boston Medical Center	0577601	93.847	Diabetes, Digestive, and Kidney Diseases Extramural Research	3,862	-
Health and Human Services, Department of	Pass-Through	Brigham and Women's Hospital	114935	93.847	Diabetes, Digestive, and Kidney Diseases Extramural Research	35,258	-
Health and Human Services, Department of	Pass-Through	Brigham and Women's Hospital	119074	93.847	Diabetes, Digestive, and Kidney Diseases Extramural Research	184,323	-
Health and Human Services, Department of	Pass-Through	Broad Institute	5000100-5500000844	93.847	Diabetes, Digestive, and Kidney Diseases Extramural Research	40,518	-
Health and Human Services, Department of	Pass-Through	Broad Institute	5216273-5500000917	93.847	Diabetes, Digestive, and Kidney Diseases Extramural Research	(18,449)	-
Health and Human Services, Department of	Pass-Through	Broad Institute	GENFD0001324559	93.847	Diabetes, Digestive, and Kidney Diseases Extramural Research	35,626	-
Health and Human Services, Department of	Pass-Through	Broad Institute	GENFD0001516209	93.847	Diabetes, Digestive, and Kidney Diseases Extramural Research	6,344	-
Health and Human Services, Department of	Pass-Through	Broad Institute	Subaward No. 5216274-550000122	93.847	Diabetes, Digestive, and Kidney Diseases Extramural Research	182,592	-
Health and Human Services, Department of	Pass-Through	Case Western Reserve University	1172-SUB	93.847	Diabetes, Digestive, and Kidney Diseases Extramural Research	38,813	-
Health and Human Services, Department of	Pass-Through	Case Western Reserve University	RESS12236	93.847	Diabetes, Digestive, and Kidney Diseases Extramural Research	1,471	-

University of Michigan  
Schedule of Expenditures of Federal Awards  
For the Year Ended June 30, 2019

Cluster Title/Federal Grantor/Program	Type	Pass-Through Grantor	Award Identifier	CFDA Number	CFDA Program Title	Federal Expenditures	Pass-Through
Health and Human Services, Department of	Pass-Through	Case Western Reserve University	RES512851	93.847	Diabetes, Digestive, and Kidney Diseases Extramural Research	26,049	-
Health and Human Services, Department of	Pass-Through	Case Western Reserve University	RES512883	93.847	Diabetes, Digestive, and Kidney Diseases Extramural Research	(1,761)	-
Health and Human Services, Department of	Pass-Through	Case Western Reserve University	RES513296	93.847	Diabetes, Digestive, and Kidney Diseases Extramural Research	224,843	-
Health and Human Services, Department of	Pass-Through	Case Western Reserve University	RES513297	93.847	Diabetes, Digestive, and Kidney Diseases Extramural Research	3,605	-
Health and Human Services, Department of	Pass-Through	Case Western Reserve University	RES514024	93.847	Diabetes, Digestive, and Kidney Diseases Extramural Research	18,061	-
Health and Human Services, Department of	Pass-Through	Central Michigan University	F62720	93.847	Diabetes, Digestive, and Kidney Diseases Extramural Research	8,789	-
Health and Human Services, Department of	Pass-Through	Cleveland Clinic Foundation	1059-SUB	93.847	Diabetes, Digestive, and Kidney Diseases Extramural Research	10,312	-
Health and Human Services, Department of	Pass-Through	Columbia University	1 (GG013026)	93.847	Diabetes, Digestive, and Kidney Diseases Extramural Research	121,164	-
Health and Human Services, Department of	Pass-Through	Columbia University	2(GG015009-01)	93.847	Diabetes, Digestive, and Kidney Diseases Extramural Research	13,016	-
Health and Human Services, Department of	Pass-Through	Curl Bio, LLC	Subcontract Award Letter	93.847	Diabetes, Digestive, and Kidney Diseases Extramural Research	178,909	-
Health and Human Services, Department of	Pass-Through	Duke University	2033652	93.847	Diabetes, Digestive, and Kidney Diseases Extramural Research	26,962	-
Health and Human Services, Department of	Pass-Through	Duke University	Duke Univ U01 DK065176	93.847	Diabetes, Digestive, and Kidney Diseases Extramural Research	5,658	-
Health and Human Services, Department of	Pass-Through	Emory University	T953463	93.847	Diabetes, Digestive, and Kidney Diseases Extramural Research	169,187	-
Health and Human Services, Department of	Pass-Through	George Washington University	S-DPP1920-JC04	93.847	Diabetes, Digestive, and Kidney Diseases Extramural Research	1,723	-
Health and Human Services, Department of	Pass-Through	George Washington University	S-GRD1718-MD27	93.847	Diabetes, Digestive, and Kidney Diseases Extramural Research	46,325	-
Health and Human Services, Department of	Pass-Through	George Washington University	S-GRD1718-MD39	93.847	Diabetes, Digestive, and Kidney Diseases Extramural Research	37,958	-
Health and Human Services, Department of	Pass-Through	George Washington University	S-GRD1819-LU27	93.847	Diabetes, Digestive, and Kidney Diseases Extramural Research	401,730	-
Health and Human Services, Department of	Pass-Through	George Washington University	S-GRD1819-LU39	93.847	Diabetes, Digestive, and Kidney Diseases Extramural Research	233,568	-
Health and Human Services, Department of	Pass-Through	Hutchinson, Fred, Cancer Research Center	0000958797	93.847	Diabetes, Digestive, and Kidney Diseases Extramural Research	14,272	-
Health and Human Services, Department of	Pass-Through	Indiana University	IN-4687635-MICH	93.847	Diabetes, Digestive, and Kidney Diseases Extramural Research	29,128	-
Health and Human Services, Department of	Pass-Through	Indiana University	IN4689775UM	93.847	Diabetes, Digestive, and Kidney Diseases Extramural Research	211,075	-
Health and Human Services, Department of	Pass-Through	Johns Hopkins University	2004001437	93.847	Diabetes, Digestive, and Kidney Diseases Extramural Research	15,234	-
Health and Human Services, Department of	Pass-Through	Joslin Diabetes Center	100061	93.847	Diabetes, Digestive, and Kidney Diseases Extramural Research	149,551	-
Health and Human Services, Department of	Pass-Through	Joslin Diabetes Center	100061	93.847	Diabetes, Digestive, and Kidney Diseases Extramural Research	27,092	-
Health and Human Services, Department of	Pass-Through	Joslin Diabetes Center	1987203-1	93.847	Diabetes, Digestive, and Kidney Diseases Extramural Research	(155)	-
Health and Human Services, Department of	Pass-Through	Joslin Diabetes Center	1987203-3	93.847	Diabetes, Digestive, and Kidney Diseases Extramural Research	(13,895)	-
Health and Human Services, Department of	Pass-Through	Joslin Diabetes Center	19-880-10	93.847	Diabetes, Digestive, and Kidney Diseases Extramural Research	80,722	-
Health and Human Services, Department of	Pass-Through	Kaiser Permanente Northern California	RNG209397-01	93.847	Diabetes, Digestive, and Kidney Diseases Extramural Research	390,343	-
Health and Human Services, Department of	Pass-Through	Kaiser Permanente Research Foundation Institute	115-9249-021-484	93.847	Diabetes, Digestive, and Kidney Diseases Extramural Research	465	-
Health and Human Services, Department of	Pass-Through	Maine Medical Center	ROSEN R24-03	93.847	Diabetes, Digestive, and Kidney Diseases Extramural Research	339,724	-
Health and Human Services, Department of	Pass-Through	Massachusetts General Hospital	233274	93.847	Diabetes, Digestive, and Kidney Diseases Extramural Research	13,562	-
Health and Human Services, Department of	Pass-Through	Michigan State University	RC104839UM	93.847	Diabetes, Digestive, and Kidney Diseases Extramural Research	21,661	-
Health and Human Services, Department of	Pass-Through	Mount Sinai Hospital	Subaward Agreement	93.847	Diabetes, Digestive, and Kidney Diseases Extramural Research	3,517	-
Health and Human Services, Department of	Pass-Through	NorthShore University HealthSystem	EH13-094-S1	93.847	Diabetes, Digestive, and Kidney Diseases Extramural Research	10,803	-
Health and Human Services, Department of	Pass-Through	Northwestern University	60042628 UM	93.847	Diabetes, Digestive, and Kidney Diseases Extramural Research	28,892	-
Health and Human Services, Department of	Pass-Through	Ohio State University, The	60062217/PO#RFO1500664	93.847	Diabetes, Digestive, and Kidney Diseases Extramural Research	9,457	-
Health and Human Services, Department of	Pass-Through	Sanford Burnham Prebys Medical Research Institute	59630-12824-UM	93.847	Diabetes, Digestive, and Kidney Diseases Extramural Research	239,048	-
Health and Human Services, Department of	Pass-Through	Sanford Burnham Prebys Medical Research Institute	59630-12824-UM	93.847	Diabetes, Digestive, and Kidney Diseases Extramural Research	(59,915)	-

University of Michigan  
Schedule of Expenditures of Federal Awards  
For the Year Ended June 30, 2019

Cluster Title/Federal Grantor/Program	Type	Pass-Through Grantor	Award Identifier	CFDA Number	CFDA Program Title	Federal Expenditures	Pass-Through
Health and Human Services, Department of	Pass-Through	State University of New York (SUNY)	1098984-76334	93.847	Diabetes, Digestive, and Kidney Diseases Extramural Research	13,537	-
Health and Human Services, Department of	Pass-Through	State University of New York (SUNY)	1098984-76334	93.847	Diabetes, Digestive, and Kidney Diseases Extramural Research	12,200	-
Health and Human Services, Department of	Pass-Through	The Icahn School of Medicine at Mount Sinai (ISMMS)	0255-1942-4609	93.847	Diabetes, Digestive, and Kidney Diseases Extramural Research	39,315	-
Health and Human Services, Department of	Pass-Through	The Icahn School of Medicine at Mount Sinai (ISMMS)	0255-A941-4609	93.847	Diabetes, Digestive, and Kidney Diseases Extramural Research	13,088	-
Health and Human Services, Department of	Pass-Through	The Nemours Foundation	3002707020	93.847	Diabetes, Digestive, and Kidney Diseases Extramural Research	15,024	-
Health and Human Services, Department of	Pass-Through	The University of Texas Health Science Center at Houston	0014327A	93.847	Diabetes, Digestive, and Kidney Diseases Extramural Research	7,809	-
Health and Human Services, Department of	Pass-Through	University of Arizona	379705	93.847	Diabetes, Digestive, and Kidney Diseases Extramural Research	39,266	-
Health and Human Services, Department of	Pass-Through	University of Arizona	474781	93.847	Diabetes, Digestive, and Kidney Diseases Extramural Research	34,013	-
Health and Human Services, Department of	Pass-Through	University of Arizona	477772	93.847	Diabetes, Digestive, and Kidney Diseases Extramural Research	4,646	-
Health and Human Services, Department of	Pass-Through	University of Arizona	1U01DK107131-01	93.847	Diabetes, Digestive, and Kidney Diseases Extramural Research	29,960	-
Health and Human Services, Department of	Pass-Through	University of California - Los Angeles	1555 G SA861	93.847	Diabetes, Digestive, and Kidney Diseases Extramural Research	51,529	-
Health and Human Services, Department of	Pass-Through	University of California - San Francisco	10787sc	93.847	Diabetes, Digestive, and Kidney Diseases Extramural Research	20,381	-
Health and Human Services, Department of	Pass-Through	University of California - San Francisco	11079sc	93.847	Diabetes, Digestive, and Kidney Diseases Extramural Research	52,579	-
Health and Human Services, Department of	Pass-Through	University of California - San Francisco	9082sc	93.847	Diabetes, Digestive, and Kidney Diseases Extramural Research	(20,491)	-
Health and Human Services, Department of	Pass-Through	University of California-Santa Cruz	A17-0039-S002-P0630740	93.847	Diabetes, Digestive, and Kidney Diseases Extramural Research	89,288	-
Health and Human Services, Department of	Pass-Through	University of Chicago	FP053842-02	93.847	Diabetes, Digestive, and Kidney Diseases Extramural Research	17,162	-
Health and Human Services, Department of	Pass-Through	University of Chicago	FP068366-01 C	93.847	Diabetes, Digestive, and Kidney Diseases Extramural Research	32,976	-
Health and Human Services, Department of	Pass-Through	University of Ghana	5U54DK116913-08	93.847	Diabetes, Digestive, and Kidney Diseases Extramural Research	27,572	-
Health and Human Services, Department of	Pass-Through	University of North Carolina at Chapel Hill	5101189	93.847	Diabetes, Digestive, and Kidney Diseases Extramural Research	(4,809)	-
Health and Human Services, Department of	Pass-Through	University of North Carolina at Chapel Hill	5101564	93.847	Diabetes, Digestive, and Kidney Diseases Extramural Research	47,792	-
Health and Human Services, Department of	Pass-Through	University of North Carolina at Chapel Hill	5107938	93.847	Diabetes, Digestive, and Kidney Diseases Extramural Research	42,101	-
Health and Human Services, Department of	Pass-Through	University of North Carolina at Chapel Hill	5110771	93.847	Diabetes, Digestive, and Kidney Diseases Extramural Research	41,618	-
Health and Human Services, Department of	Pass-Through	University of Pennsylvania	565718	93.847	Diabetes, Digestive, and Kidney Diseases Extramural Research	7,757	-
Health and Human Services, Department of	Pass-Through	University of Pennsylvania	568355	93.847	Diabetes, Digestive, and Kidney Diseases Extramural Research	10,481	10,481
Health and Human Services, Department of	Pass-Through	University of Pennsylvania	572695	93.847	Diabetes, Digestive, and Kidney Diseases Extramural Research	72,080	-
Health and Human Services, Department of	Pass-Through	University of Pennsylvania	575038/PO#4137988	93.847	Diabetes, Digestive, and Kidney Diseases Extramural Research	49,836	-
Health and Human Services, Department of	Pass-Through	University of Pittsburgh Medical Center (UPMC)	0061363 (131441-2)	93.847	Diabetes, Digestive, and Kidney Diseases Extramural Research	39,233	-
Health and Human Services, Department of	Pass-Through	University of Southern California	73735617 / 80965568	93.847	Diabetes, Digestive, and Kidney Diseases Extramural Research	77,291	-
Health and Human Services, Department of	Pass-Through	University of Texas Southwestern Medical Center	160234-Registry	93.847	Diabetes, Digestive, and Kidney Diseases Extramural Research	20,002	-
Health and Human Services, Department of	Pass-Through	University of Texas Southwestern Medical Center	GMO 160234	93.847	Diabetes, Digestive, and Kidney Diseases Extramural Research	82,115	-
Health and Human Services, Department of	Pass-Through	University of Utah	10045205-03	93.847	Diabetes, Digestive, and Kidney Diseases Extramural Research	18,535	-
Health and Human Services, Department of	Pass-Through	University of Utah	10045205-03	93.847	Diabetes, Digestive, and Kidney Diseases Extramural Research	(491)	-
Health and Human Services, Department of	Pass-Through	University of Virginia	GO12566.P0 #2108545	93.847	Diabetes, Digestive, and Kidney Diseases Extramural Research	101,973	-
Health and Human Services, Department of	Pass-Through	University of Washington	UWSC10198	93.847	Diabetes, Digestive, and Kidney Diseases Extramural Research	6,713	-
Health and Human Services, Department of	Pass-Through	University of Washington	UWSC10198/BPO26988	93.847	Diabetes, Digestive, and Kidney Diseases Extramural Research	1,212,964	-
Health and Human Services, Department of	Pass-Through	Virginia Commonwealth University	FP00005212_SA002	93.847	Diabetes, Digestive, and Kidney Diseases Extramural Research	84,825	-
Health and Human Services, Department of	Pass-Through	Wake Forest University	WFUHS 114580	93.847	Diabetes, Digestive, and Kidney Diseases Extramural Research	8,637	-
Health and Human Services, Department of	Pass-Through	Wake Forest University	WFUHS 114580	93.847	Diabetes, Digestive, and Kidney Diseases Extramural Research	3,344	-

University of Michigan  
Schedule of Expenditures of Federal Awards  
For the Year Ended June 30, 2019

Cluster Title/Federal Grantor/Program	Type	Pass-Through Grantor	Award Identifier	CFDA Number	CFDA Program Title	Federal Expenditures	Pass-Through
Health and Human Services, Department of	Pass-Through	Wayne State University	WSU16006	93.847	Diabetes, Digestive, and Kidney Diseases Extramural Research	59,247	-
Health and Human Services, Department of	Pass-Through	Wayne State University	WSU16145-A3	93.847	Diabetes, Digestive, and Kidney Diseases Extramural Research	21,599	-
Health and Human Services, Department of	Pass-Through	Wayne State University	WSU16146, 301197	93.847	Diabetes, Digestive, and Kidney Diseases Extramural Research	12,087	-
Health and Human Services, Department of	Pass-Through	Yale University	GR102060 (CON-80001142)	93.847	Diabetes, Digestive, and Kidney Diseases Extramural Research	4,228	-
						\$ 69,310,039	\$ 7,448,072
Health and Human Services, Department of	Direct		1 F31 NS108510-01	93.853	Extramural Research Programs in the Neurosciences and Neurological Disorders	\$ 20,333	\$ -
Health and Human Services, Department of	Direct		1 F31 NS110206-01A1	93.853	Extramural Research Programs in the Neurosciences and Neurological Disorders	12,662	-
Health and Human Services, Department of	Direct		1 F31 NS111847-01	93.853	Extramural Research Programs in the Neurosciences and Neurological Disorders	6,896	-
Health and Human Services, Department of	Direct		1 F31 NS111906-01	93.853	Extramural Research Programs in the Neurosciences and Neurological Disorders	4,136	-
Health and Human Services, Department of	Direct		1 F32 NS110196-01	93.853	Extramural Research Programs in the Neurosciences and Neurological Disorders	26,023	-
Health and Human Services, Department of	Direct		1 K99 NS111000-01	93.853	Extramural Research Programs in the Neurosciences and Neurological Disorders	11,863	-
Health and Human Services, Department of	Direct		1 R01 NS107463-01A1	93.853	Extramural Research Programs in the Neurosciences and Neurological Disorders	43,722	-
Health and Human Services, Department of	Direct		1 R01 NS107496-01A1	93.853	Extramural Research Programs in the Neurosciences and Neurological Disorders	103,801	-
Health and Human Services, Department of	Direct		1 R01 NS109170-01	93.853	Extramural Research Programs in the Neurosciences and Neurological Disorders	189,224	-
Health and Human Services, Department of	Direct		1 R21 NS101030-01A1	93.853	Extramural Research Programs in the Neurosciences and Neurological Disorders	237,048	-
Health and Human Services, Department of	Direct		1 R21 NS107781-01A1	93.853	Extramural Research Programs in the Neurosciences and Neurological Disorders	31,717	-
Health and Human Services, Department of	Direct		1 R21 NS107894-01A1	93.853	Extramural Research Programs in the Neurosciences and Neurological Disorders	29,592	-
Health and Human Services, Department of	Direct		1 R21 NS111154-01	93.853	Extramural Research Programs in the Neurosciences and Neurological Disorders	5,566	-
Health and Human Services, Department of	Direct		1 R21 NS111191-01	93.853	Extramural Research Programs in the Neurosciences and Neurological Disorders	34,372	-
Health and Human Services, Department of	Direct		1 R21 NS111205-01	93.853	Extramural Research Programs in the Neurosciences and Neurological Disorders	70,584	-
Health and Human Services, Department of	Direct		1 R21 NS112394 1	93.853	Extramural Research Programs in the Neurosciences and Neurological Disorders	1,592	-
Health and Human Services, Department of	Direct		1 R21 NS113127-01	93.853	Extramural Research Programs in the Neurosciences and Neurological Disorders	46,136	-
Health and Human Services, Department of	Direct		1 R21 NS113518-01	93.853	Extramural Research Programs in the Neurosciences and Neurological Disorders	19,895	-
Health and Human Services, Department of	Direct		1 R56 NS103845-01A1	93.853	Extramural Research Programs in the Neurosciences and Neurological Disorders	193,257	-
Health and Human Services, Department of	Direct		1 R56 NS109227-01	93.853	Extramural Research Programs in the Neurosciences and Neurological Disorders	41,209	-
Health and Human Services, Department of	Direct		1 U01 NS090526-03	93.853	Extramural Research Programs in the Neurosciences and Neurological Disorders	(29,928)	-
Health and Human Services, Department of	Direct		1 U01 NS099043-01A1	93.853	Extramural Research Programs in the Neurosciences and Neurological Disorders	1,570,106	658,735
Health and Human Services, Department of	Direct		1 U01 NS099046 01A1	93.853	Extramural Research Programs in the Neurosciences and Neurological Disorders	3,013,147	743,890
Health and Human Services, Department of	Direct		1 UF1 NS107659-01	93.853	Extramural Research Programs in the Neurosciences and Neurological Disorders	455,951	239
Health and Human Services, Department of	Direct		1R21NS088062-02	93.853	Extramural Research Programs in the Neurosciences and Neurological Disorders	1,950	-
Health and Human Services, Department of	Direct		1R21NS104774 02	93.853	Extramural Research Programs in the Neurosciences and Neurological Disorders	117,421	-
Health and Human Services, Department of	Direct		2 R01 NS038916-21	93.853	Extramural Research Programs in the Neurosciences and Neurological Disorders	150,582	-
Health and Human Services, Department of	Direct		2 R01 NS085054-06A1	93.853	Extramural Research Programs in the Neurosciences and Neurological Disorders	76,313	-
Health and Human Services, Department of	Direct		3 K08 NS101054-03S1	93.853	Extramural Research Programs in the Neurosciences and Neurological Disorders	190,664	-
Health and Human Services, Department of	Direct		3 R01 GM081772-11S1	93.853	Extramural Research Programs in the Neurosciences and Neurological Disorders	48,619	25,200
Health and Human Services, Department of	Direct		4 K08 NS072183-05	93.853	Extramural Research Programs in the Neurosciences and Neurological Disorders	(11,178)	-
Health and Human Services, Department of	Direct		4 R01 NS073595-05	93.853	Extramural Research Programs in the Neurosciences and Neurological Disorders	64,747	-
Health and Human Services, Department of	Direct		4 R01 NS075066-05	93.853	Extramural Research Programs in the Neurosciences and Neurological Disorders	1,776	-



University of Michigan  
 Schedule of Expenditures of Federal Awards  
 For the Year Ended June 30, 2019

Cluster Title/Federal Grantor/Program	Type	Pass-Through Grantor	Award Identifier	CFDA Number	CFDA Program Title	Federal Expenditures	Pass-Through
Health and Human Services, Department of	Direct		4 R01 NS077946-05	93.853	Extramural Research Programs in the Neurosciences and Neurological Disorders	6,953	7,914
Health and Human Services, Department of	Direct		4 R01 NS079157-05	93.853	Extramural Research Programs in the Neurosciences and Neurological Disorders	4,688	-
Health and Human Services, Department of	Direct		4 R33 NS101030 02	93.853	Extramural Research Programs in the Neurosciences and Neurological Disorders	247,740	-
Health and Human Services, Department of	Direct		4 R37 NS094804-05	93.853	Extramural Research Programs in the Neurosciences and Neurological Disorders	513,855	-
Health and Human Services, Department of	Direct		5 F30 NS098571-02	93.853	Extramural Research Programs in the Neurosciences and Neurological Disorders	4,753	-
Health and Human Services, Department of	Direct		5 F31 NS100302-03	93.853	Extramural Research Programs in the Neurosciences and Neurological Disorders	37,281	-
Health and Human Services, Department of	Direct		5 F31 NS100391-03	93.853	Extramural Research Programs in the Neurosciences and Neurological Disorders	49,469	-
Health and Human Services, Department of	Direct		5 F31 NS103377-02	93.853	Extramural Research Programs in the Neurosciences and Neurological Disorders	34,684	-
Health and Human Services, Department of	Direct		5 F31 NS103378-02	93.853	Extramural Research Programs in the Neurosciences and Neurological Disorders	39,756	-
Health and Human Services, Department of	Direct		5 F31 NS103500-02	93.853	Extramural Research Programs in the Neurosciences and Neurological Disorders	15,075	-
Health and Human Services, Department of	Direct		5 F32 NS098611-02	93.853	Extramural Research Programs in the Neurosciences and Neurological Disorders	(3,518)	-
Health and Human Services, Department of	Direct		5 F99 NS108549-02	93.853	Extramural Research Programs in the Neurosciences and Neurological Disorders	38,951	-
Health and Human Services, Department of	Direct		5 F99 NS108556-02	93.853	Extramural Research Programs in the Neurosciences and Neurological Disorders	40,012	-
Health and Human Services, Department of	Direct		5 K08 NS082597-05	93.853	Extramural Research Programs in the Neurosciences and Neurological Disorders	121,204	-
Health and Human Services, Department of	Direct		5 K08 NS099379-03	93.853	Extramural Research Programs in the Neurosciences and Neurological Disorders	199,882	-
Health and Human Services, Department of	Direct		5 K08 NS099427-03	93.853	Extramural Research Programs in the Neurosciences and Neurological Disorders	161,814	-
Health and Human Services, Department of	Direct		5 K08 NS109289-02	93.853	Extramural Research Programs in the Neurosciences and Neurological Disorders	126,976	-
Health and Human Services, Department of	Direct		5 K23 NS079417-05	93.853	Extramural Research Programs in the Neurosciences and Neurological Disorders	(1,240)	-
Health and Human Services, Department of	Direct		5 P50 NS091856-05	93.853	Extramural Research Programs in the Neurosciences and Neurological Disorders	1,740,348	-
Health and Human Services, Department of	Direct		5 R01 NS034509-22	93.853	Extramural Research Programs in the Neurosciences and Neurological Disorders	429,871	-
Health and Human Services, Department of	Direct		5 R01 NS038712-21	93.853	Extramural Research Programs in the Neurosciences and Neurological Disorders	575,455	75,059
Health and Human Services, Department of	Direct		5 R01 NS038916-20	93.853	Extramural Research Programs in the Neurosciences and Neurological Disorders	614,021	-
Health and Human Services, Department of	Direct		5 R01 NS055746-13	93.853	Extramural Research Programs in the Neurosciences and Neurological Disorders	600,636	130,840
Health and Human Services, Department of	Direct		5 R01 NS058585-10	93.853	Extramural Research Programs in the Neurosciences and Neurological Disorders	359,180	-
Health and Human Services, Department of	Direct		5 R01 NS062792-10	93.853	Extramural Research Programs in the Neurosciences and Neurological Disorders	223,538	-
Health and Human Services, Department of	Direct		5 R01 NS063967-11	93.853	Extramural Research Programs in the Neurosciences and Neurological Disorders	414,110	-
Health and Human Services, Department of	Direct		5 R01 NS064015-10	93.853	Extramural Research Programs in the Neurosciences and Neurological Disorders	213,239	-
Health and Human Services, Department of	Direct		5 R01 NS069844-09	93.853	Extramural Research Programs in the Neurosciences and Neurological Disorders	406,680	-
Health and Human Services, Department of	Direct		5 R01 NS074387-06	93.853	Extramural Research Programs in the Neurosciences and Neurological Disorders	(619)	-
Health and Human Services, Department of	Direct		5 R01 NS077730-05	93.853	Extramural Research Programs in the Neurosciences and Neurological Disorders	(84,150)	-
Health and Human Services, Department of	Direct		5 R01 NS077933-05	93.853	Extramural Research Programs in the Neurosciences and Neurological Disorders	(21,332)	-
Health and Human Services, Department of	Direct		5 R01 NS077933-07	93.853	Extramural Research Programs in the Neurosciences and Neurological Disorders	222,091	-
Health and Human Services, Department of	Direct		5 R01 NS082304-04	93.853	Extramural Research Programs in the Neurosciences and Neurological Disorders	(239,742)	54,542
Health and Human Services, Department of	Direct		5 R01 NS082311-05	93.853	Extramural Research Programs in the Neurosciences and Neurological Disorders	59,288	-
Health and Human Services, Department of	Direct		5 R01 NS085054-05	93.853	Extramural Research Programs in the Neurosciences and Neurological Disorders	16,565	2,564
Health and Human Services, Department of	Direct		5 R01 NS086810-05	93.853	Extramural Research Programs in the Neurosciences and Neurological Disorders	242,748	-
Health and Human Services, Department of	Direct		5 R01 NS087147-05	93.853	Extramural Research Programs in the Neurosciences and Neurological Disorders	547,311	-
Health and Human Services, Department of	Direct		5 R01 NS088571-04	93.853	Extramural Research Programs in the Neurosciences and Neurological Disorders	696,636	-

University of Michigan  
 Schedule of Expenditures of Federal Awards  
 For the Year Ended June 30, 2019

Cluster Title/Federal Grantor/Program	Type	Pass-Through Grantor	Award Identifier	CFDA Number	CFDA Program Title	Federal Expenditures	Pass-Through
Health and Human Services, Department of	Direct		5 R01 NS089585-05	93.853	Extramural Research Programs in the Neurosciences and Neurological Disorders	265,315	-
Health and Human Services, Department of	Direct		5 R01 NS089896-05	93.853	Extramural Research Programs in the Neurosciences and Neurological Disorders	387,016	-
Health and Human Services, Department of	Direct		5 R01 NS090925-05	93.853	Extramural Research Programs in the Neurosciences and Neurological Disorders	368,418	-
Health and Human Services, Department of	Direct		5 R01 NS091112-05	93.853	Extramural Research Programs in the Neurosciences and Neurological Disorders	593,552	-
Health and Human Services, Department of	Direct		5 R01 NS092706-04	93.853	Extramural Research Programs in the Neurosciences and Neurological Disorders	563,571	134,764
Health and Human Services, Department of	Direct		5 R01 NS094399-05	93.853	Extramural Research Programs in the Neurosciences and Neurological Disorders	348,449	29,591
Health and Human Services, Department of	Direct		5 R01 NS094413-05	93.853	Extramural Research Programs in the Neurosciences and Neurological Disorders	485,808	-
Health and Human Services, Department of	Direct		5 R01 NS094678-03	93.853	Extramural Research Programs in the Neurosciences and Neurological Disorders	78,422	-
Health and Human Services, Department of	Direct		5 R01 NS096756-04	93.853	Extramural Research Programs in the Neurosciences and Neurological Disorders	349,891	-
Health and Human Services, Department of	Direct		5 R01 NS096785-09	93.853	Extramural Research Programs in the Neurosciences and Neurological Disorders	795,838	-
Health and Human Services, Department of	Direct		5 R01 NS096917-04	93.853	Extramural Research Programs in the Neurosciences and Neurological Disorders	351,876	-
Health and Human Services, Department of	Direct		5 R01 NS097498-04	93.853	Extramural Research Programs in the Neurosciences and Neurological Disorders	344,423	6,486
Health and Human Services, Department of	Direct		5 R01 NS097525-04	93.853	Extramural Research Programs in the Neurosciences and Neurological Disorders	521,445	-
Health and Human Services, Department of	Direct		5 R01 NS097542-04	93.853	Extramural Research Programs in the Neurosciences and Neurological Disorders	467,556	-
Health and Human Services, Department of	Direct		5 R01 NS099160-02	93.853	Extramural Research Programs in the Neurosciences and Neurological Disorders	194,523	-
Health and Human Services, Department of	Direct		5 R01 NS099280-04	93.853	Extramural Research Programs in the Neurosciences and Neurological Disorders	496,152	-
Health and Human Services, Department of	Direct		5 R01 NS099340-03	93.853	Extramural Research Programs in the Neurosciences and Neurological Disorders	518,921	4,893
Health and Human Services, Department of	Direct		5 R01 NS099535-03	93.853	Extramural Research Programs in the Neurosciences and Neurological Disorders	814,052	-
Health and Human Services, Department of	Direct		5 R01 NS100156-04	93.853	Extramural Research Programs in the Neurosciences and Neurological Disorders	456,106	-
Health and Human Services, Department of	Direct		5 R01 NS101597-02	93.853	Extramural Research Programs in the Neurosciences and Neurological Disorders	486,721	-
Health and Human Services, Department of	Direct		5 R01 NS102715-03	93.853	Extramural Research Programs in the Neurosciences and Neurological Disorders	637,670	75,698
Health and Human Services, Department of	Direct		5 R01 NS104299-02	93.853	Extramural Research Programs in the Neurosciences and Neurological Disorders	258,178	-
Health and Human Services, Department of	Direct		5 R01 NS104776-02	93.853	Extramural Research Programs in the Neurosciences and Neurological Disorders	480,730	-
Health and Human Services, Department of	Direct		5 R01 NS105132-02	93.853	Extramural Research Programs in the Neurosciences and Neurological Disorders	242,996	-
Health and Human Services, Department of	Direct		5 R01 NS105385-02	93.853	Extramural Research Programs in the Neurosciences and Neurological Disorders	465,730	96,378
Health and Human Services, Department of	Direct		5 R01 NS105556-02	93.853	Extramural Research Programs in the Neurosciences and Neurological Disorders	441,211	20,825
Health and Human Services, Department of	Direct		5 R01 NS106616-02	93.853	Extramural Research Programs in the Neurosciences and Neurological Disorders	308,345	-
Health and Human Services, Department of	Direct		5 R01 NS10674-02	93.853	Extramural Research Programs in the Neurosciences and Neurological Disorders	523,011	-
Health and Human Services, Department of	Direct		5 R01 NS108042-02	93.853	Extramural Research Programs in the Neurosciences and Neurological Disorders	316,691	-
Health and Human Services, Department of	Direct		5 R01 NS091242-05	93.853	Extramural Research Programs in the Neurosciences and Neurological Disorders	444,545	248,098
Health and Human Services, Department of	Direct		5 R01-NS100687-03	93.853	Extramural Research Programs in the Neurosciences and Neurological Disorders	1,523,938	-
Health and Human Services, Department of	Direct		5 R03 NS096484-02	93.853	Extramural Research Programs in the Neurosciences and Neurological Disorders	64,159	-
Health and Human Services, Department of	Direct		5 R21 NS091545-02	93.853	Extramural Research Programs in the Neurosciences and Neurological Disorders	85,478	-
Health and Human Services, Department of	Direct		5 R21 NS093121-02	93.853	Extramural Research Programs in the Neurosciences and Neurological Disorders	(673)	-
Health and Human Services, Department of	Direct		5 R21 NS093399-02	93.853	Extramural Research Programs in the Neurosciences and Neurological Disorders	(385)	-
Health and Human Services, Department of	Direct		5 R21 NS094047-02	93.853	Extramural Research Programs in the Neurosciences and Neurological Disorders	(705)	-
Health and Human Services, Department of	Direct		5 R21 NS094091-02	93.853	Extramural Research Programs in the Neurosciences and Neurological Disorders	(15,310)	-
Health and Human Services, Department of	Direct		5 R21 NS098003-02	93.853	Extramural Research Programs in the Neurosciences and Neurological Disorders	150,133	-

University of Michigan  
Schedule of Expenditures of Federal Awards  
For the Year Ended June 30, 2019

Cluster Title/Federal Grantor/Program	Type	Pass-Through Grantor	Award Identifier	CFDA Number	CFDA Program Title	Federal Expenditures	Pass-Through
Health and Human Services, Department of	Direct		5 R21 NS098066-02	93.853	Extramural Research Programs in the Neurosciences and Neurological Disorders	(10,116)	-
Health and Human Services, Department of	Direct		5 R21 NS098200-02	93.853	Extramural Research Programs in the Neurosciences and Neurological Disorders	49,590	-
Health and Human Services, Department of	Direct		5 R21 NS098211-02	93.853	Extramural Research Programs in the Neurosciences and Neurological Disorders	(3,376)	-
Health and Human Services, Department of	Direct		5 R21 NS099684-02	93.853	Extramural Research Programs in the Neurosciences and Neurological Disorders	134,770	-
Health and Human Services, Department of	Direct		5 R21 NS099783-02	93.853	Extramural Research Programs in the Neurosciences and Neurological Disorders	88,162	-
Health and Human Services, Department of	Direct		5 R21 NS102924-02	93.853	Extramural Research Programs in the Neurosciences and Neurological Disorders	190,095	-
Health and Human Services, Department of	Direct		5 R21 NS102960-02	93.853	Extramural Research Programs in the Neurosciences and Neurological Disorders	144,885	-
Health and Human Services, Department of	Direct		5 R21 NS103215-02	93.853	Extramural Research Programs in the Neurosciences and Neurological Disorders	225,519	-
Health and Human Services, Department of	Direct		5 R21 NS103754-02	93.853	Extramural Research Programs in the Neurosciences and Neurological Disorders	157,380	-
Health and Human Services, Department of	Direct		5 R21 NS104584-02	93.853	Extramural Research Programs in the Neurosciences and Neurological Disorders	210,459	-
Health and Human Services, Department of	Direct		5 R21 NS104663-02	93.853	Extramural Research Programs in the Neurosciences and Neurological Disorders	106,737	-
Health and Human Services, Department of	Direct		5 R21 NS107879-02	93.853	Extramural Research Programs in the Neurosciences and Neurological Disorders	189,042	-
Health and Human Services, Department of	Direct		5 R21 NS108783-02	93.853	Extramural Research Programs in the Neurosciences and Neurological Disorders	200,842	-
Health and Human Services, Department of	Direct		5 R25 NS088248-05	93.853	Extramural Research Programs in the Neurosciences and Neurological Disorders	329,073	87,633
Health and Human Services, Department of	Direct		5 R25 NS089450-05	93.853	Extramural Research Programs in the Neurosciences and Neurological Disorders	37,467	-
Health and Human Services, Department of	Direct		5 R25 NS107159-02	93.853	Extramural Research Programs in the Neurosciences and Neurological Disorders	91,735	-
Health and Human Services, Department of	Direct		5 R37 NS076752-07	93.853	Extramural Research Programs in the Neurosciences and Neurological Disorders	577,732	-
Health and Human Services, Department of	Direct		5 U01 NS056975-10	93.853	Extramural Research Programs in the Neurosciences and Neurological Disorders	219,972	-
Health and Human Services, Department of	Direct		5 U01 NS090364-05	93.853	Extramural Research Programs in the Neurosciences and Neurological Disorders	675,978	-
Health and Human Services, Department of	Direct		5 U01 NS094375-03	93.853	Extramural Research Programs in the Neurosciences and Neurological Disorders	386,287	57,461
Health and Human Services, Department of	Direct		5 U01 NS100611-03	93.853	Extramural Research Programs in the Neurosciences and Neurological Disorders	377,717	-
Health and Human Services, Department of	Direct		5 U01 NS106670-02	93.853	Extramural Research Programs in the Neurosciences and Neurological Disorders	465,588	-
Health and Human Services, Department of	Direct		5 U10 NS086526-05	93.853	Extramural Research Programs in the Neurosciences and Neurological Disorders	36,159	-
Health and Human Services, Department of	Direct		5 U24 NS100659-03	93.853	Extramural Research Programs in the Neurosciences and Neurological Disorders	538,894	74,848
Health and Human Services, Department of	Direct		5 U24 NS107158-02	93.853	Extramural Research Programs in the Neurosciences and Neurological Disorders	179,996	-
Health and Human Services, Department of	Direct		5 U24 NS107214-02	93.853	Extramural Research Programs in the Neurosciences and Neurological Disorders	253,521	-
Health and Human Services, Department of	Direct		5 UH3 NS092981-05	93.853	Extramural Research Programs in the Neurosciences and Neurological Disorders	344,666	136,661
Health and Human Services, Department of	Direct		5R01 NS103946-02	93.853	Extramural Research Programs in the Neurosciences and Neurological Disorders	370,267	-
Health and Human Services, Department of	Direct		T32 NS007222	93.853	Extramural Research Programs in the Neurosciences and Neurological Disorders	301,051	-
Health and Human Services, Department of	Direct		T32 NS076401	93.853	Extramural Research Programs in the Neurosciences and Neurological Disorders	219,252	-
Health and Human Services, Department of	Pass-Through	Case Western Reserve University	1077-SUB	93.853	Extramural Research Programs in the Neurosciences and Neurological Disorders	47,672	-
Health and Human Services, Department of	Pass-Through	Case Western Reserve University	841-SUB	93.853	Extramural Research Programs in the Neurosciences and Neurological Disorders	(44,581)	-
Health and Human Services, Department of	Pass-Through	Case Western Reserve University	RES512072	93.853	Extramural Research Programs in the Neurosciences and Neurological Disorders	164,518	-
Health and Human Services, Department of	Pass-Through	Colorado School of Mines	401419-5802	93.853	Extramural Research Programs in the Neurosciences and Neurological Disorders	105,447	-
Health and Human Services, Department of	Pass-Through	Columbia University	2 (GG010337-01)	93.853	Extramural Research Programs in the Neurosciences and Neurological Disorders	7,505	-
Health and Human Services, Department of	Pass-Through	Hennepin Healthcare Research Institute (HHRI)	15007-02	93.853	Extramural Research Programs in the Neurosciences and Neurological Disorders	489,859	-
Health and Human Services, Department of	Pass-Through	Houston Methodist Research Institute	AGMT00000657	93.853	Extramural Research Programs in the Neurosciences and Neurological Disorders	22,281	-
Health and Human Services, Department of	Pass-Through	Houston Methodist Research Institute	AGMT00003060	93.853	Extramural Research Programs in the Neurosciences and Neurological Disorders	23,085	-

University of Michigan  
 Schedule of Expenditures of Federal Awards  
 For the Year Ended June 30, 2019

Cluster Title/Federal Grantor/Program	Type	Pass-Through Grantor	Award Identifier	CFDA Number	CFDA Program Title	Federal Expenditures	Pass-Through
Health and Human Services, Department of	Pass-Through	LA BioMed	31037-UM	93.853	Extramural Research Programs in the Neurosciences and Neurological Disorders	51,550	-
Health and Human Services, Department of	Pass-Through	Mayo Clinic	5P01NS044233-10	93.853	Extramural Research Programs in the Neurosciences and Neurological Disorders	548	-
Health and Human Services, Department of	Pass-Through	Research Foundation of City University of New York (CUNY)	CM0002996-00	93.853	Extramural Research Programs in the Neurosciences and Neurological Disorders	24,890	-
Health and Human Services, Department of	Pass-Through	Temple University	360908-05430-02	93.853	Extramural Research Programs in the Neurosciences and Neurological Disorders	31,505	-
Health and Human Services, Department of	Pass-Through	University of California - Los Angeles	1580 G UE874	93.853	Extramural Research Programs in the Neurosciences and Neurological Disorders	65,661	-
Health and Human Services, Department of	Pass-Through	University of California - San Francisco	10069	93.853	Extramural Research Programs in the Neurosciences and Neurological Disorders	41,449	-
Health and Human Services, Department of	Pass-Through	University of California - San Francisco	10180sc	93.853	Extramural Research Programs in the Neurosciences and Neurological Disorders	116,700	-
Health and Human Services, Department of	Pass-Through	University of California - San Francisco	10180sc	93.853	Extramural Research Programs in the Neurosciences and Neurological Disorders	(138,121)	661,500
Health and Human Services, Department of	Pass-Through	University of California - San Francisco	7938sc	93.853	Extramural Research Programs in the Neurosciences and Neurological Disorders	1,776	-
Health and Human Services, Department of	Pass-Through	University of Minnesota	N004631406	93.853	Extramural Research Programs in the Neurosciences and Neurological Disorders	66,468	-
Health and Human Services, Department of	Pass-Through	University of Minnesota	N007254301	93.853	Extramural Research Programs in the Neurosciences and Neurological Disorders	16,297	-
Health and Human Services, Department of	Pass-Through	University of Minnesota	P006124701	93.853	Extramural Research Programs in the Neurosciences and Neurological Disorders	22,882	-
Health and Human Services, Department of	Pass-Through	University of Virginia	GB10094 PO 2167241	93.853	Extramural Research Programs in the Neurosciences and Neurological Disorders	29,805	-
Health and Human Services, Department of	Pass-Through	University of Virginia	GB10094-147355	93.853	Extramural Research Programs in the Neurosciences and Neurological Disorders	588,207	-
Health and Human Services, Department of	Pass-Through	University of Virginia	GC12107-149698	93.853	Extramural Research Programs in the Neurosciences and Neurological Disorders	763,561	-
Health and Human Services, Department of	Pass-Through	Vanderbilt University	UNIV59892	93.853	Extramural Research Programs in the Neurosciences and Neurological Disorders	279,133	-
Health and Human Services, Department of	Pass-Through	Wayne State University	WSU18027	93.853	Extramural Research Programs in the Neurosciences and Neurological Disorders	(117,455)	-
						\$ 39,997,790	\$ 3,333,819
Health and Human Services, Department of	Direct		1 F30 AI136315-01	93.855	Allergy and Infectious Diseases Research	\$ 41,619	\$ -
Health and Human Services, Department of	Direct		1 F31 AI136615-01	93.855	Allergy and Infectious Diseases Research	33,223	-
Health and Human Services, Department of	Direct		1 F31 AI140618-01	93.855	Allergy and Infectious Diseases Research	33,155	-
Health and Human Services, Department of	Direct		1 K01 AI137123-01A1	93.855	Allergy and Infectious Diseases Research	56,502	-
Health and Human Services, Department of	Direct		1 K01 AI141579-01	93.855	Allergy and Infectious Diseases Research	42,267	-
Health and Human Services, Department of	Direct		1 R01 AI 140133-01A1	93.855	Allergy and Infectious Diseases Research	14,276	-
Health and Human Services, Department of	Direct		1 R01 AI134999-01A1	93.855	Allergy and Infectious Diseases Research	15,993	-
Health and Human Services, Department of	Direct		1 R01 AI136941-01A1	93.855	Allergy and Infectious Diseases Research	20,736	-
Health and Human Services, Department of	Direct		1 R01 AI136977-01A1	93.855	Allergy and Infectious Diseases Research	41,213	8,854
Health and Human Services, Department of	Direct		1 R01 AI143852-01	93.855	Allergy and Infectious Diseases Research	70,310	-
Health and Human Services, Department of	Direct		1 R21 AI138177-01A1	93.855	Allergy and Infectious Diseases Research	35,253	-
Health and Human Services, Department of	Direct		1 R21 AI138180-01A1	93.855	Allergy and Infectious Diseases Research	32,246	-
Health and Human Services, Department of	Direct		1 R21 AI141832-01	93.855	Allergy and Infectious Diseases Research	13,598	-
Health and Human Services, Department of	Direct		1 R21 AI141835-01	93.855	Allergy and Infectious Diseases Research	65,480	-
Health and Human Services, Department of	Direct		1 R21 AI142032-01A1	93.855	Allergy and Infectious Diseases Research	91,115	-
Health and Human Services, Department of	Direct		1 R21 AI142047-01	93.855	Allergy and Infectious Diseases Research	29,848	-
Health and Human Services, Department of	Direct		1 R21 AI142073-01A1	93.855	Allergy and Infectious Diseases Research	14,019	-
Health and Human Services, Department of	Direct		1 R21 AI143276-01	93.855	Allergy and Infectious Diseases Research	84,652	-
Health and Human Services, Department of	Direct		1 R56 AI123262-01	93.855	Allergy and Infectious Diseases Research	(6,866)	-
Health and Human Services, Department of	Direct		1 R56 AI130004-01A1	93.855	Allergy and Infectious Diseases Research	218,193	-
Health and Human Services, Department of	Direct		1 R56 AI130130-01	93.855	Allergy and Infectious Diseases Research	424,133	174,819
Health and Human Services, Department of	Direct		1 R56 AI129428-01	93.855	Allergy and Infectious Diseases Research	86,803	-
Health and Human Services, Department of	Direct		1 UM1 AI144298-01	93.855	Allergy and Infectious Diseases Research	3,190	-
Health and Human Services, Department of	Direct		2 R01 AI044115-19	93.855	Allergy and Infectious Diseases Research	104,768	-
Health and Human Services, Department of	Direct		2 R21 AI119463-02	93.855	Allergy and Infectious Diseases Research	(20)	-
Health and Human Services, Department of	Direct		2 R56 AI097150-05	93.855	Allergy and Infectious Diseases Research	70,396	-
Health and Human Services, Department of	Direct		2R56AI101285-06A1	93.855	Allergy and Infectious Diseases Research	282,441	-
Health and Human Services, Department of	Direct		4 R01 AI101155-05	93.855	Allergy and Infectious Diseases Research	289,190	245,035
Health and Human Services, Department of	Direct		4 R33 AI127492-03	93.855	Allergy and Infectious Diseases Research	159,325	-
Health and Human Services, Department of	Direct		5 F31 AI126651-03	93.855	Allergy and Infectious Diseases Research	10,712	-
Health and Human Services, Department of	Direct		5 F31 AI129697-02	93.855	Allergy and Infectious Diseases Research	46,551	-
Health and Human Services, Department of	Direct		5 F31 AI131957-03	93.855	Allergy and Infectious Diseases Research	34,720	-
Health and Human Services, Department of	Direct		5 F31 AI134287-02	93.855	Allergy and Infectious Diseases Research	38,598	-
Health and Human Services, Department of	Direct		5 F32 AI134016-02	93.855	Allergy and Infectious Diseases Research	58,633	-
Health and Human Services, Department of	Direct		5 K08 AI119182-04	93.855	Allergy and Infectious Diseases Research	226,898	-
Health and Human Services, Department of	Direct		5 K08 AI128006-02	93.855	Allergy and Infectious Diseases Research	176,987	-
Health and Human Services, Department of	Direct		5 K08 AI130362-2	93.855	Allergy and Infectious Diseases Research	198,012	-
Health and Human Services, Department of	Direct		5 K23 AI108951-05	93.855	Allergy and Infectious Diseases Research	194,196	-
Health and Human Services, Department of	Direct		5 K23 AI123595-03	93.855	Allergy and Infectious Diseases Research	144,908	-
Health and Human Services, Department of	Direct		5 R01 AI036302-20	93.855	Allergy and Infectious Diseases Research	294,941	-
Health and Human Services, Department of	Direct		5 R01 AI044115-18	93.855	Allergy and Infectious Diseases Research	176,544	-

University of Michigan  
 Schedule of Expenditures of Federal Awards  
 For the Year Ended June 30, 2019

Cluster Title/Federal Grantor/Program	Type	Pass-Through Grantor	Award Identifier	CFDA Number	CFDA Program Title	Federal Expenditures	Pass-Through
Health and Human Services, Department of	Direct		5 R01 AI046675-19	93.855	Allergy and Infectious Diseases Research	429,789	-
Health and Human Services, Department of	Direct		5 R01 AI060584-13	93.855	Allergy and Infectious Diseases Research	489,666	-
Health and Human Services, Department of	Direct		5 R01 AI063331-14	93.855	Allergy and Infectious Diseases Research	333,400	-
Health and Human Services, Department of	Direct		5 R01 AI064296-13	93.855	Allergy and Infectious Diseases Research	268,061	-
Health and Human Services, Department of	Direct		5 R01 AI071727-13	93.855	Allergy and Infectious Diseases Research	619,281	31,045
Health and Human Services, Department of	Direct		5 R01 AI080870-10	93.855	Allergy and Infectious Diseases Research	417,993	-
Health and Human Services, Department of	Direct		5 R01 AI091627-07	93.855	Allergy and Infectious Diseases Research	(12,773)	-
Health and Human Services, Department of	Direct		5 R01 AI091721-05	93.855	Allergy and Infectious Diseases Research	(23,820)	-
Health and Human Services, Department of	Direct		5 R01 AI097134-05	93.855	Allergy and Infectious Diseases Research	110,025	4,895
Health and Human Services, Department of	Direct		5 R01 AI101285-05	93.855	Allergy and Infectious Diseases Research	(6,166)	-
Health and Human Services, Department of	Direct		5 R01 AI105068-05	93.855	Allergy and Infectious Diseases Research	184,167	-
Health and Human Services, Department of	Direct		5 R01 AI106806-03	93.855	Allergy and Infectious Diseases Research	69,534	-
Health and Human Services, Department of	Direct		5 R01 AI110780-05	93.855	Allergy and Infectious Diseases Research	601,949	228,638
Health and Human Services, Department of	Direct		5 R01 AI112626-05	93.855	Allergy and Infectious Diseases Research	540,060	92,586
Health and Human Services, Department of	Direct		5 R01 AI117229-05	93.855	Allergy and Infectious Diseases Research	411,388	-
Health and Human Services, Department of	Direct		5 R01 AI118886-04	93.855	Allergy and Infectious Diseases Research	353,540	-
Health and Human Services, Department of	Direct		5 R01 AI119446-06	93.855	Allergy and Infectious Diseases Research	615,733	-
Health and Human Services, Department of	Direct		5 R01 AI120526-04	93.855	Allergy and Infectious Diseases Research	442,443	-
Health and Human Services, Department of	Direct		5 R01 AI120607-04	93.855	Allergy and Infectious Diseases Research	429,856	62,100
Health and Human Services, Department of	Direct		5 R01 AI120997-0	93.855	Allergy and Infectious Diseases Research	875,634	530,549
Health and Human Services, Department of	Direct		5 R01 AI121302-04	93.855	Allergy and Infectious Diseases Research	495,870	69,590
Health and Human Services, Department of	Direct		5 R01 AI123093-04	93.855	Allergy and Infectious Diseases Research	951,669	457,736
Health and Human Services, Department of	Direct		5 R01 AI123957-04	93.855	Allergy and Infectious Diseases Research	322,564	-
Health and Human Services, Department of	Direct		5 R01 AI125307-03	93.855	Allergy and Infectious Diseases Research	479,451	14,944
Health and Human Services, Department of	Direct		5 R01 AI127070-04	93.855	Allergy and Infectious Diseases Research	523,725	-
Health and Human Services, Department of	Direct		5 R01 AI129958-03	93.855	Allergy and Infectious Diseases Research	836,930	-
Health and Human Services, Department of	Direct		5 R01 AI130025-03	93.855	Allergy and Infectious Diseases Research	591,120	-
Health and Human Services, Department of	Direct		5 R01 AI132372-03	93.855	Allergy and Infectious Diseases Research	639,746	241,346
Health and Human Services, Department of	Direct		5 R01 AI134678-02	93.855	Allergy and Infectious Diseases Research	623,807	-
Health and Human Services, Department of	Direct		5 R01 AI137085 02	93.855	Allergy and Infectious Diseases Research	176,500	7,499
Health and Human Services, Department of	Direct		5 R01 AI138347-02	93.855	Allergy and Infectious Diseases Research	671,369	-
Health and Human Services, Department of	Direct		5 R01 AI138348-02	93.855	Allergy and Infectious Diseases Research	392,277	-
Health and Human Services, Department of	Direct		5 R01 AI33935-02	93.855	Allergy and Infectious Diseases Research	326,076	-
Health and Human Services, Department of	Direct		5 R01 AI059722-14	93.855	Allergy and Infectious Diseases Research	257,320	-
Health and Human Services, Department of	Direct		5 R01 AI116791-04	93.855	Allergy and Infectious Diseases Research	714,775	-
Health and Human Services, Department of	Direct		5 R01 AI121156-04	93.855	Allergy and Infectious Diseases Research	485,136	-
Health and Human Services, Department of	Direct		5 R03 AI130610-02	93.855	Allergy and Infectious Diseases Research	80,748	-
Health and Human Services, Department of	Direct		5 R03 AI137658 02	93.855	Allergy and Infectious Diseases Research	57,512	-
Health and Human Services, Department of	Direct		5 R21 AI110907-02	93.855	Allergy and Infectious Diseases Research	(386)	-
Health and Human Services, Department of	Direct		5 R21 AI117371-02	93.855	Allergy and Infectious Diseases Research	77,063	-
Health and Human Services, Department of	Direct		5 R21 AI117561-02	93.855	Allergy and Infectious Diseases Research	(352)	-
Health and Human Services, Department of	Direct		5 R21 AI120599-02	93.855	Allergy and Infectious Diseases Research	1,161	-
Health and Human Services, Department of	Direct		5 R21 AI120815-02	93.855	Allergy and Infectious Diseases Research	(4,369)	-
Health and Human Services, Department of	Direct		5 R21 AI121721-02	93.855	Allergy and Infectious Diseases Research	27,142	-
Health and Human Services, Department of	Direct		5 R21 AI122098-02	93.855	Allergy and Infectious Diseases Research	79,306	-
Health and Human Services, Department of	Direct		5 R21 AI12244-02	93.855	Allergy and Infectious Diseases Research	197,771	-
Health and Human Services, Department of	Direct		5 R21 AI126054-02	93.855	Allergy and Infectious Diseases Research	185,475	-
Health and Human Services, Department of	Direct		5 R21 AI127492-02	93.855	Allergy and Infectious Diseases Research	129,079	-
Health and Human Services, Department of	Direct		5 R21 AI128120-02	93.855	Allergy and Infectious Diseases Research	203,882	-
Health and Human Services, Department of	Direct		5 R21 AI130328 02	93.855	Allergy and Infectious Diseases Research	175,087	-
Health and Human Services, Department of	Direct		5 R21 AI132379-02	93.855	Allergy and Infectious Diseases Research	97,136	-
Health and Human Services, Department of	Direct		5 R21 AI135403-02	93.855	Allergy and Infectious Diseases Research	276,733	-
Health and Human Services, Department of	Direct		5 R21 AI135559-02	93.855	Allergy and Infectious Diseases Research	201,919	34,756
Health and Human Services, Department of	Direct		5 R21 AI136657-02	93.855	Allergy and Infectious Diseases Research	233,984	20,123
Health and Human Services, Department of	Direct		5 R21 AI137535-02	93.855	Allergy and Infectious Diseases Research	106,656	22,104
Health and Human Services, Department of	Direct		5 R21 AI137669-02	93.855	Allergy and Infectious Diseases Research	274,811	-
Health and Human Services, Department of	Direct		5 R33 AI116158-05	93.855	Allergy and Infectious Diseases Research	438,494	-
Health and Human Services, Department of	Direct		5 R33 AI116190-05	93.855	Allergy and Infectious Diseases Research	509,594	-
Health and Human Services, Department of	Direct		5 U01 AI124255-04	93.855	Allergy and Infectious Diseases Research	2,360,374	160,626
Health and Human Services, Department of	Direct		5 U19 AI110502-05	93.855	Allergy and Infectious Diseases Research	212,094	17,145
Health and Human Services, Department of	Direct		5 U19 AI116482-05	93.855	Allergy and Infectious Diseases Research	1,545,475	207,645
Health and Human Services, Department of	Direct		5 UH2 AI128900-02	93.855	Allergy and Infectious Diseases Research	13,291	-
Health and Human Services, Department of	Direct		5 UH3AI128900 04	93.855	Allergy and Infectious Diseases Research	120,564	-
Health and Human Services, Department of	Direct		5 UM1 AI110557-05	93.855	Allergy and Infectious Diseases Research	80,250	-
Health and Human Services, Department of	Direct		5-R21AI137222-02	93.855	Allergy and Infectious Diseases Research	144,122	5,913
Health and Human Services, Department of	Direct		7 R13AI096720 09	93.855	Allergy and Infectious Diseases Research	12,000	-
Health and Human Services, Department of	Direct		BTS&I	93.855	Allergy and Infectious Diseases Research	89,494	-
Health and Human Services, Department of	Direct		T32 AI007413	93.855	Allergy and Infectious Diseases Research	371,864	-
Health and Human Services, Department of	Direct		T32 AI007413	93.855	Allergy and Infectious Diseases Research	318,903	-
Health and Human Services, Department of	Direct		T32 AI007528	93.855	Allergy and Infectious Diseases Research	328,898	-
Health and Human Services, Department of	Pass-Through	Benaroya Research Institute at Virginia Mason (BRI)	FY15ITN079	93.855	Allergy and Infectious Diseases Research	9,724	-
Health and Human Services, Department of	Pass-Through	Benaroya Research Institute at Virginia Mason (BRI)	FY17ITN211	93.855	Allergy and Infectious Diseases Research	64,576	-
Health and Human Services, Department of	Pass-Through	Benaroya Research Institute at Virginia Mason (BRI)	FY19ITN079	93.855	Allergy and Infectious Diseases Research	7,368	-
Health and Human Services, Department of	Pass-Through	Center for Infectious Disease Research	Umich-10135-D	93.855	Allergy and Infectious Diseases Research	(1,890)	-
Health and Human Services, Department of	Pass-Through	Columbia University	4(GG011022-01)	93.855	Allergy and Infectious Diseases Research	30,888	-
Health and Human Services, Department of	Pass-Through	Emory University	T939626	93.855	Allergy and Infectious Diseases Research	124,344	-

University of Michigan  
 Schedule of Expenditures of Federal Awards  
 For the Year Ended June 30, 2019

Cluster Title/Federal Grantor/Program	Type	Pass-Through Grantor	Award Identifier	CFDA Number	CFDA Program Title	Federal Expenditures	Pass-Through
Health and Human Services, Department of	Pass-Through	FHI 360 Headquarters	PO16001198	93.855	Allergy and Infectious Diseases Research	22,811	-
Health and Human Services, Department of	Pass-Through	Henry Ford Health System	P01 AI089473	93.855	Allergy and Infectious Diseases Research	(197)	-
Health and Human Services, Department of	Pass-Through	Hutchinson, Fred, Cancer Research Center	0000951968	93.855	Allergy and Infectious Diseases Research	20,522	-
Health and Human Services, Department of	Pass-Through	Hutchinson, Fred, Cancer Research Center	0000962952	93.855	Allergy and Infectious Diseases Research	54,709	-
Health and Human Services, Department of	Pass-Through	Johns Hopkins University	2004030292	93.855	Allergy and Infectious Diseases Research	23,081	-
Health and Human Services, Department of	Pass-Through	Johns Hopkins University	LDR 01 MOD 06	93.855	Allergy and Infectious Diseases Research	23,056	-
Health and Human Services, Department of	Pass-Through	Johns Hopkins University	UM1A1068632 / JHU PI - Nachman	93.855	Allergy and Infectious Diseases Research	9,101	-
Health and Human Services, Department of	Pass-Through	Michigan State University	RC105644UoFM	93.855	Allergy and Infectious Diseases Research	133,175	-
Health and Human Services, Department of	Pass-Through	Michigan State University	RC107329UM	93.855	Allergy and Infectious Diseases Research	30,894	-
Health and Human Services, Department of	Pass-Through	Michigan State University	RC107329UM	93.855	Allergy and Infectious Diseases Research	4,569	-
Health and Human Services, Department of	Pass-Through	New York University	iB00153609	93.855	Allergy and Infectious Diseases Research	12,011	-
Health and Human Services, Department of	Pass-Through	Northwestern University	60047274RUM	93.855	Allergy and Infectious Diseases Research	46,167	-
Health and Human Services, Department of	Pass-Through	NOTA Laboratories LLC	Roundtable Research Agreement	93.855	Allergy and Infectious Diseases Research	30,595	-
Health and Human Services, Department of	Pass-Through	Pennsylvania State University	5869-UM-DHHS-0856	93.855	Allergy and Infectious Diseases Research	22,916	-
Health and Human Services, Department of	Pass-Through	Rush University Medical Center	Sub award 14102310-MICH	93.855	Allergy and Infectious Diseases Research	94,281	-
Health and Human Services, Department of	Pass-Through	Rutgers University	0795	93.855	Allergy and Infectious Diseases Research	4,578	-
Health and Human Services, Department of	Pass-Through	St. Jude Children's Research Hospital	112525010-7883641	93.855	Allergy and Infectious Diseases Research	7,442	-
Health and Human Services, Department of	Pass-Through	State University of New York (SUNY)	1136031/76463	93.855	Allergy and Infectious Diseases Research	6,338	-
Health and Human Services, Department of	Pass-Through	State University of New York (SUNY)	R1056568	93.855	Allergy and Infectious Diseases Research	31,438	-
Health and Human Services, Department of	Pass-Through	Sustainable Sciences Institute	Subaward Agreement	93.855	Allergy and Infectious Diseases Research	4,963	-
Health and Human Services, Department of	Pass-Through	The Icahn School of Medicine at Mount Sinai (ISMMS)	0255-1351-4609	93.855	Allergy and Infectious Diseases Research	30,346	-
Health and Human Services, Department of	Pass-Through	The Icahn School of Medicine at Mount Sinai (ISMMS)	0255-B001-4609	93.855	Allergy and Infectious Diseases Research	109,454	-
Health and Human Services, Department of	Pass-Through	Therapeutics System Research Lab, Inc. (TSRL, Inc.)	Subcontract 19-PAF01327	93.855	Allergy and Infectious Diseases Research	3,623	-
Health and Human Services, Department of	Pass-Through	Tufts University	100610-00001	93.855	Allergy and Infectious Diseases Research	160,282	-
Health and Human Services, Department of	Pass-Through	University of Alabama at Birmingham (UAB)	0000421524-005	93.855	Allergy and Infectious Diseases Research	(1,286)	-
Health and Human Services, Department of	Pass-Through	University of California - Berkeley	00008952	93.855	Allergy and Infectious Diseases Research	140,250	-
Health and Human Services, Department of	Pass-Through	University of California - Davis	A19-2105-S001	93.855	Allergy and Infectious Diseases Research	15,586	-
Health and Human Services, Department of	Pass-Through	University of California - San Francisco	7196sc	93.855	Allergy and Infectious Diseases Research	8,739	-
Health and Human Services, Department of	Pass-Through	University of California - San Francisco	8246SC	93.855	Allergy and Infectious Diseases Research	249,797	-
Health and Human Services, Department of	Pass-Through	University of California - San Francisco	8808sc	93.855	Allergy and Infectious Diseases Research	122,599	-
Health and Human Services, Department of	Pass-Through	University of California - San Francisco	8808sc	93.855	Allergy and Infectious Diseases Research	425	-
Health and Human Services, Department of	Pass-Through	University of California - San Francisco	8970sc	93.855	Allergy and Infectious Diseases Research	197,073	-
Health and Human Services, Department of	Pass-Through	University of California - San Francisco	9433sc	93.855	Allergy and Infectious Diseases Research	175,413	-
Health and Human Services, Department of	Pass-Through	University of California - San Francisco	9438sc	93.855	Allergy and Infectious Diseases Research	185,187	-
Health and Human Services, Department of	Pass-Through	University of California - San Francisco	Subaward 7196sc	93.855	Allergy and Infectious Diseases Research	(13,229)	-
Health and Human Services, Department of	Pass-Through	University of California-San Diego	56811375	93.855	Allergy and Infectious Diseases Research	18,032	-
Health and Human Services, Department of	Pass-Through	University of Florida, The	SUB00001658 - Project P0105695	93.855	Allergy and Infectious Diseases Research	15,310	-
Health and Human Services, Department of	Pass-Through	University of Pennsylvania	574524/4145570PO4338198	93.855	Allergy and Infectious Diseases Research	9,649	-
Health and Human Services, Department of	Pass-Through	University of Pennsylvania	Subaward 573861/ PO 4218003	93.855	Allergy and Infectious Diseases Research	81,644	-
Health and Human Services, Department of	Pass-Through	University of Pittsburgh	0050569 (127631-2)	93.855	Allergy and Infectious Diseases Research	215,738	-
Health and Human Services, Department of	Pass-Through	Vanderbilt University	VUMC64255	93.855	Allergy and Infectious Diseases Research	193,294	-
Health and Human Services, Department of	Pass-Through	Vanderbilt University	VUMC67195	93.855	Allergy and Infectious Diseases Research	161,746	-
Health and Human Services, Department of	Pass-Through	VLP Biotech, Inc	Award Letter	93.855	Allergy and Infectious Diseases Research	17,422	-
Health and Human Services, Department of	Pass-Through	Washington University in St. Louis	WU-19-228	93.855	Allergy and Infectious Diseases Research	23,265	-
Health and Human Services, Department of	Pass-Through	Wayne State University	WSU17079	93.855	Allergy and Infectious Diseases Research	54,824	-
Health and Human Services, Department of	Pass-Through	Western Michigan University	500.008	93.855	Allergy and Infectious Diseases Research	36,269	-
Health and Human Services, Department of	Pass-Through	Western Michigan University	500.009-A	93.855	Allergy and Infectious Diseases Research	17,629	-
						\$ 31,599,169	\$ 2,637,948
						\$ 20,279	\$ -
Health and Human Services, Department of	Direct		1 F31 GM131631-01	93.859	Biomedical Research and Research Training	10,860	-
Health and Human Services, Department of	Direct		1 K99 GM120457-01	93.859	Biomedical Research and Research Training	-	-
Health and Human Services, Department of	Direct		1 R01 GM121656-03	93.859	Biomedical Research and Research Training	224,287	81,371
Health and Human Services, Department of	Direct		1 R01 GM127787-01A1	93.859	Biomedical Research and Research Training	108,080	-
Health and Human Services, Department of	Direct		1 R01 GM130763-01	93.859	Biomedical Research and Research Training	134,876	-
Health and Human Services, Department of	Direct		1 R01 GM130997-01	93.859	Biomedical Research and Research Training	104,608	62,523
Health and Human Services, Department of	Direct		1 R35 GM130183-01	93.859	Biomedical Research and Research Training	152,934	-
Health and Human Services, Department of	Direct		1 R35 GM130292 01S1	93.859	Biomedical Research and Research Training	65,188	-
Health and Human Services, Department of	Direct		1 R35 GM130587-01	93.859	Biomedical Research and Research Training	14,563	-
Health and Human Services, Department of	Direct		1 R35 GM131720-01	93.859	Biomedical Research and Research Training	99,603	-
Health and Human Services, Department of	Direct		1 R35 GM131744-01	93.859	Biomedical Research and Research Training	58,809	-
Health and Human Services, Department of	Direct		1 R35 GM131772-01	93.859	Biomedical Research and Research Training	18,826	-
Health and Human Services, Department of	Direct		1 R35 GM131835 01	93.859	Biomedical Research and Research Training	40,750	-
Health and Human Services, Department of	Direct		1 R35 GM131919-01	93.859	Biomedical Research and Research Training	83,573	-
Health and Human Services, Department of	Direct		1 R35 GM131922-01	93.859	Biomedical Research and Research Training	4,326	-
Health and Human Services, Department of	Direct		1R01GM126028-01A1	93.859	Biomedical Research and Research Training	71,083	-
Health and Human Services, Department of	Direct		2 R01 GM077430 13	93.859	Biomedical Research and Research Training	133,546	-
Health and Human Services, Department of	Direct		2 R01 GM083107-13	93.859	Biomedical Research and Research Training	275,487	-
Health and Human Services, Department of	Direct		2 R01 GM083241-09	93.859	Biomedical Research and Research Training	1,420	-
Health and Human Services, Department of	Direct		3 R35 GM128592-02S1	93.859	Biomedical Research and Research Training	310,262	-
Health and Human Services, Department of	Direct		3 R35 GM128637-02S1	93.859	Biomedical Research and Research Training	383,267	-
Health and Human Services, Department of	Direct		4 P50 GM103297-05	93.859	Biomedical Research and Research Training	(42,281)	-
Health and Human Services, Department of	Direct		4 R01 GM049500-18	93.859	Biomedical Research and Research Training	68,504	-
Health and Human Services, Department of	Direct		4 R01 GM097117-05	93.859	Biomedical Research and Research Training	79,530	-
Health and Human Services, Department of	Direct		4 R01 GM099549-04	93.859	Biomedical Research and Research Training	(1,696)	(285)
Health and Human Services, Department of	Direct		4 R01 GM102829-04	93.859	Biomedical Research and Research Training	(14,507)	-
Health and Human Services, Department of	Direct		4 R01 GM103232-04	93.859	Biomedical Research and Research Training	9,051	-
Health and Human Services, Department of	Direct		4 R01 GM105942-04	93.859	Biomedical Research and Research Training	(6,793)	-

University of Michigan  
 Schedule of Expenditures of Federal Awards  
 For the Year Ended June 30, 2019

Cluster Title/Federal Grantor/Program	Type	Pass-Through Grantor	Award Identifier	CFDA Number	CFDA Program Title	Federal Expenditures	Pass-Through
Health and Human Services, Department of	Direct		4 R01 GM108022-09	93.859	Biomedical Research and Research Training	(48,135)	-
Health and Human Services, Department of	Direct		4 R01 GM106180-04	93.859	Biomedical Research and Research Training	(3,412)	-
Health and Human Services, Department of	Direct		4 R25 GM058641-17	93.859	Biomedical Research and Research Training	116,584	-
Health and Human Services, Department of	Direct		5 R01 GM105920-04	93.859	Biomedical Research and Research Training	120,166	-
Health and Human Services, Department of	Direct		5 R01 GM111486-05	93.859	Biomedical Research and Research Training	258,007	-
Health and Human Services, Department of	Direct		5 F32 FMI26635-02	93.859	Biomedical Research and Research Training	46,415	-
Health and Human Services, Department of	Direct		5 F32 GM115198-03	93.859	Biomedical Research and Research Training	36,095	-
Health and Human Services, Department of	Direct		5 F32 GM122357-02	93.859	Biomedical Research and Research Training	43,199	-
Health and Human Services, Department of	Direct		5 F32 GM130010-02	93.859	Biomedical Research and Research Training	48,343	-
Health and Human Services, Department of	Direct		5 K08 GM109105-04	93.859	Biomedical Research and Research Training	76,310	-
Health and Human Services, Department of	Direct		5 K08 GM115859-04	93.859	Biomedical Research and Research Training	183,995	-
Health and Human Services, Department of	Direct		5 K12 GM111725-04	93.859	Biomedical Research and Research Training	753,955	106,357
Health and Human Services, Department of	Direct		5 K23 GM104354-05	93.859	Biomedical Research and Research Training	183,525	-
Health and Human Services, Department of	Direct		5 K23 GM126317-02	93.859	Biomedical Research and Research Training	143,325	-
Health and Human Services, Department of	Direct		5 K99 GM120511-02	93.859	Biomedical Research and Research Training	24,271	-
Health and Human Services, Department of	Direct		5 R00 GM111767-05	93.859	Biomedical Research and Research Training	185,515	-
Health and Human Services, Department of	Direct		5 R00 GM1117268-05	93.859	Biomedical Research and Research Training	291,059	-
Health and Human Services, Department of	Direct		5 R01 GM024872-42	93.859	Biomedical Research and Research Training	454,994	-
Health and Human Services, Department of	Direct		5 R01 GM037554-28	93.859	Biomedical Research and Research Training	279,165	-
Health and Human Services, Department of	Direct		5 R01 GM040602-29	93.859	Biomedical Research and Research Training	322,779	-
Health and Human Services, Department of	Direct		5 R01 GM053396-29	93.859	Biomedical Research and Research Training	751,907	-
Health and Human Services, Department of	Direct		5 R01 GM053536-20	93.859	Biomedical Research and Research Training	125,146	-
Health and Human Services, Department of	Direct		5 R01 GM056398-20	93.859	Biomedical Research and Research Training	378,074	-
Health and Human Services, Department of	Direct		5 R01 GM065330-13	93.859	Biomedical Research and Research Training	337,790	-
Health and Human Services, Department of	Direct		5 R01 GM065372-11	93.859	Biomedical Research and Research Training	313,619	-
Health and Human Services, Department of	Direct		5 R01 GM076477-12	93.859	Biomedical Research and Research Training	313,005	-
Health and Human Services, Department of	Direct		5 R01 GM077430-12	93.859	Biomedical Research and Research Training	(657,453)	-
Health and Human Services, Department of	Direct		5 R01 GM079533-09	93.859	Biomedical Research and Research Training	(2,989)	-
Health and Human Services, Department of	Direct		5 R01 GM081702-08	93.859	Biomedical Research and Research Training	229,001	-
Health and Human Services, Department of	Direct		5 R01 GM082856-09	93.859	Biomedical Research and Research Training	543	-
Health and Human Services, Department of	Direct		5 R01 GM084018-08	93.859	Biomedical Research and Research Training	345,010	-
Health and Human Services, Department of	Direct		5 R01 GM084127-09	93.859	Biomedical Research and Research Training	460,177	-
Health and Human Services, Department of	Direct		5 R01 GM086596-07	93.859	Biomedical Research and Research Training	(87,161)	-
Health and Human Services, Department of	Direct		5 R01 GM086596-09	93.859	Biomedical Research and Research Training	373,205	-
Health and Human Services, Department of	Direct		5 R01 GM086610-10	93.859	Biomedical Research and Research Training	463,358	-
Health and Human Services, Department of	Direct		5 R01 GM088242-10	93.859	Biomedical Research and Research Training	50,923	-
Health and Human Services, Department of	Direct		5 R01 GM093088-08	93.859	Biomedical Research and Research Training	263,741	-
Health and Human Services, Department of	Direct		5 R01 GM094231-10	93.859	Biomedical Research and Research Training	250,959	-
Health and Human Services, Department of	Direct		5 R01 GM09423105-08	93.859	Biomedical Research and Research Training	77,395	27,000
Health and Human Services, Department of	Direct		5 R01 GM095832-08	93.859	Biomedical Research and Research Training	514,352	-
Health and Human Services, Department of	Direct		5 R01 GM098578-08	93.859	Biomedical Research and Research Training	294,732	-
Health and Human Services, Department of	Direct		5 R01 GM101171-07	93.859	Biomedical Research and Research Training	276,119	-
Health and Human Services, Department of	Direct		5 R01 GM102236-04	93.859	Biomedical Research and Research Training	(303)	-
Health and Human Services, Department of	Direct		5 R01 GM103695-11	93.859	Biomedical Research and Research Training	718,192	207,259
Health and Human Services, Department of	Direct		5 R01 GM104130-06	93.859	Biomedical Research and Research Training	201,792	-
Health and Human Services, Department of	Direct		5 R01 GM105671-06	93.859	Biomedical Research and Research Training	70,458	24,433
Health and Human Services, Department of	Direct		5 R01 GM105948-05	93.859	Biomedical Research and Research Training	(63,353)	-
Health and Human Services, Department of	Direct		5 R01 GM107146-04	93.859	Biomedical Research and Research Training	163,898	-
Health and Human Services, Department of	Direct		5 R01 GM107148-05	93.859	Biomedical Research and Research Training	197,297	-
Health and Human Services, Department of	Direct		5 R01 GM107233-04	93.859	Biomedical Research and Research Training	251,665	-
Health and Human Services, Department of	Direct		5 R01 GM107312-05	93.859	Biomedical Research and Research Training	138,428	-
Health and Human Services, Department of	Direct		5 R01 GM108468-04	93.859	Biomedical Research and Research Training	310,749	-
Health and Human Services, Department of	Direct		5 R01 GM108722-05	93.859	Biomedical Research and Research Training	286,424	-
Health and Human Services, Department of	Direct		5 R01 GM109896-04	93.859	Biomedical Research and Research Training	185,747	47,037
Health and Human Services, Department of	Direct		5 R01 GM110019-04	93.859	Biomedical Research and Research Training	154,572	2,627
Health and Human Services, Department of	Direct		5 R01 GM110052-05	93.859	Biomedical Research and Research Training	304,126	-
Health and Human Services, Department of	Direct		5 R01 GM110215-04	93.859	Biomedical Research and Research Training	(89,034)	-
Health and Human Services, Department of	Direct		5 R01 GM110289-04	93.859	Biomedical Research and Research Training	249,014	-
Health and Human Services, Department of	Direct		5 R01 GM111293-03	93.859	Biomedical Research and Research Training	61,387	-
Health and Human Services, Department of	Direct		5 R01 GM111305-04	93.859	Biomedical Research and Research Training	294,313	-
Health and Human Services, Department of	Direct		5 R01 GM111400-04	93.859	Biomedical Research and Research Training	362,593	16,725
Health and Human Services, Department of	Direct		5 R01 GM111735-05	93.859	Biomedical Research and Research Training	57,188	-
Health and Human Services, Department of	Direct		5 R01 GM111997-05	93.859	Biomedical Research and Research Training	370,199	-
Health and Human Services, Department of	Direct		5 R01 GM112455-04	93.859	Biomedical Research and Research Training	62,904	-
Health and Human Services, Department of	Direct		5 R01 GM112786-04	93.859	Biomedical Research and Research Training	341,039	-
Health and Human Services, Department of	Direct		5 R01 GM112794-05	93.859	Biomedical Research and Research Training	407,123	-
Health and Human Services, Department of	Direct		5 R01 GM112799-04	93.859	Biomedical Research and Research Training	299,289	-
Health and Human Services, Department of	Direct		5 R01 GM112992-03	93.859	Biomedical Research and Research Training	169,630	-
Health and Human Services, Department of	Direct		5 R01 GM113188-05	93.859	Biomedical Research and Research Training	161,640	-
Health and Human Services, Department of	Direct		5 R01 GM113722-04	93.859	Biomedical Research and Research Training	323,879	-
Health and Human Services, Department of	Direct		5 R01 GM115481-03	93.859	Biomedical Research and Research Training	296,101	-
Health and Human Services, Department of	Direct		5 R01 GM115598-05	93.859	Biomedical Research and Research Training	437,092	188,012
Health and Human Services, Department of	Direct		5 R01 GM116204-04	93.859	Biomedical Research and Research Training	393,632	149,392
Health and Human Services, Department of	Direct		5 R01 GM116960-04	93.859	Biomedical Research and Research Training	438,883	194,113
Health and Human Services, Department of	Direct		5 R01 GM117141-05	93.859	Biomedical Research and Research Training	210,052	-
Health and Human Services, Department of	Direct		5 R01 GM118308-04	93.859	Biomedical Research and Research Training	210,698	-

University of Michigan  
 Schedule of Expenditures of Federal Awards  
 For the Year Ended June 30, 2019

Cluster Title/Federal Grantor/Program	Type	Pass-Through Grantor	Award Identifier	CFDA Number	CFDA Program Title	Federal Expenditures	Pass-Through
Health and Human Services, Department of	Direct		5 R01 GM118329-03	93.859	Biomedical Research and Research Training	222,621	-
Health and Human Services, Department of	Direct		5 R01 GM118475-04	93.859	Biomedical Research and Research Training	457,359	-
Health and Human Services, Department of	Direct		5 R01 GM118524-03	93.859	Biomedical Research and Research Training	343,798	-
Health and Human Services, Department of	Direct		5 R01 GM118644-04	93.859	Biomedical Research and Research Training	318,637	-
Health and Human Services, Department of	Direct		5 R01 GM118647-04	93.859	Biomedical Research and Research Training	477,966	-
Health and Human Services, Department of	Direct		5 R01 GM118751-04	93.859	Biomedical Research and Research Training	473,794	-
Health and Human Services, Department of	Direct		5 R01 GM118928-04	93.859	Biomedical Research and Research Training	503,538	-
Health and Human Services, Department of	Direct		5 R01 GM120056-03	93.859	Biomedical Research and Research Training	314,294	-
Health and Human Services, Department of	Direct		5 R01 GM120093-04	93.859	Biomedical Research and Research Training	564,731	-
Health and Human Services, Department of	Direct		5 R01 GM120094-04	93.859	Biomedical Research and Research Training	387,979	-
Health and Human Services, Department of	Direct		5 R01 GM120110-03S1	93.859	Biomedical Research and Research Training	328,237	-
Health and Human Services, Department of	Direct		5 R01 GM120142-05	93.859	Biomedical Research and Research Training	292,994	-
Health and Human Services, Department of	Direct		5 R01 GM120767-14	93.859	Biomedical Research and Research Training	414,533	-
Health and Human Services, Department of	Direct		5 R01 GM121919-02	93.859	Biomedical Research and Research Training	349,385	-
Health and Human Services, Department of	Direct		5 R01 GM122803-03	93.859	Biomedical Research and Research Training	417,889	57,538
Health and Human Services, Department of	Direct		5 R01 GM123069-03	93.859	Biomedical Research and Research Training	-	-
Health and Human Services, Department of	Direct		5 R01 GM123513-03	93.859	Biomedical Research and Research Training	463,624	-
Health and Human Services, Department of	Direct		5 R01 GM123513-03	93.859	Biomedical Research and Research Training	493,658	58,724
Health and Human Services, Department of	Direct		5 R01 GM12403-02	93.859	Biomedical Research and Research Training	292,003	-
Health and Human Services, Department of	Direct		5 R01 GM124174-02	93.859	Biomedical Research and Research Training	163,463	-
Health and Human Services, Department of	Direct		5 R01 GM124248-03	93.859	Biomedical Research and Research Training	538,437	-
Health and Human Services, Department of	Direct		5 R01 GM124251-03	93.859	Biomedical Research and Research Training	320,304	154,272
Health and Human Services, Department of	Direct		5 R01 GM124283-03	93.859	Biomedical Research and Research Training	264,929	-
Health and Human Services, Department of	Direct		5 R01 GM124571-03S1	93.859	Biomedical Research and Research Training	366,780	-
Health and Human Services, Department of	Direct		5 R01 GM127367-02	93.859	Biomedical Research and Research Training	60,795	-
Health and Human Services, Department of	Direct		5 R01 GM127774-02	93.859	Biomedical Research and Research Training	275,275	-
Health and Human Services, Department of	Direct		5 R01 GM129123-02	93.859	Biomedical Research and Research Training	277,215	-
Health and Human Services, Department of	Direct		5 R01 GM062357-17	93.859	Biomedical Research and Research Training	394,091	-
Health and Human Services, Department of	Direct		5 R01 GM070862-13S1	93.859	Biomedical Research and Research Training	416,807	64,016
Health and Human Services, Department of	Direct		5 R01 GM073836-14	93.859	Biomedical Research and Research Training	258,254	-
Health and Human Services, Department of	Direct		5 R01 GM110432-05	93.859	Biomedical Research and Research Training	133,100	-
Health and Human Services, Department of	Direct		5 R01 GM111476-05	93.859	Biomedical Research and Research Training	193,238	-
Health and Human Services, Department of	Direct		5 R01 GM117425-04	93.859	Biomedical Research and Research Training	365,337	-
Health and Human Services, Department of	Direct		5 R01 GM118651-04	93.859	Biomedical Research and Research Training	295,684	-
Health and Human Services, Department of	Direct		5 R01 GM125881-03	93.859	Biomedical Research and Research Training	303,995	-
Health and Human Services, Department of	Direct		5 R13 GM117845-03	93.859	Biomedical Research and Research Training	16,406	-
Health and Human Services, Department of	Direct		5 R21 GM128022-02	93.859	Biomedical Research and Research Training	156,646	-
Health and Human Services, Department of	Direct		5 R25 GM086262-11	93.859	Biomedical Research and Research Training	398,550	-
Health and Human Services, Department of	Direct		5 R35 GM118101-04	93.859	Biomedical Research and Research Training	200,512	-
Health and Human Services, Department of	Direct		5 R35 GM119688-04	93.859	Biomedical Research and Research Training	481,148	-
Health and Human Services, Department of	Direct		5 R35 GM122506-03	93.859	Biomedical Research and Research Training	824,946	-
Health and Human Services, Department of	Direct		5 R35 GM124875-03	93.859	Biomedical Research and Research Training	396,074	-
Health and Human Services, Department of	Direct		5 R35 GM124880-03	93.859	Biomedical Research and Research Training	291,881	-
Health and Human Services, Department of	Direct		5 R35 GM126917-02	93.859	Biomedical Research and Research Training	417,182	-
Health and Human Services, Department of	Direct		5 R35 GM126983-02	93.859	Biomedical Research and Research Training	419,973	-
Health and Human Services, Department of	Direct		5 R35 GM127303-02	93.859	Biomedical Research and Research Training	231,370	-
Health and Human Services, Department of	Direct		5 R35 GM128768-02	93.859	Biomedical Research and Research Training	187,525	-
Health and Human Services, Department of	Direct		5 R35 GM128819-02	93.859	Biomedical Research and Research Training	243,813	-
Health and Human Services, Department of	Direct		5 R35 GM128830-02	93.859	Biomedical Research and Research Training	306,255	-
Health and Human Services, Department of	Direct		5 R35 GM128836-02	93.859	Biomedical Research and Research Training	158,016	-
Health and Human Services, Department of	Direct		5 R35 GM118073-04	93.859	Biomedical Research and Research Training	416,000	-
Health and Human Services, Department of	Direct		5 R35 GM118133-04	93.859	Biomedical Research and Research Training	495,274	-
Health and Human Services, Department of	Direct		5 R37 GM039451-33	93.859	Biomedical Research and Research Training	362,414	-
Health and Human Services, Department of	Direct		5 R37 GM062261-19	93.859	Biomedical Research and Research Training	414,119	-
Health and Human Services, Department of	Direct		5 R37 GM076343-15	93.859	Biomedical Research and Research Training	369,938	-
Health and Human Services, Department of	Direct		5 U01 GM110712-05	93.859	Biomedical Research and Research Training	421,734	-
Health and Human Services, Department of	Direct		5 U54GM103297-07	93.859	Biomedical Research and Research Training	5,155,617	3,798,599
Health and Human Services, Department of	Direct		5R01GM103894-07	93.859	Biomedical Research and Research Training	325,806	-
Health and Human Services, Department of	Direct		7 R01 GM122434-03	93.859	Biomedical Research and Research Training	186,352	28,040
Health and Human Services, Department of	Direct		T32 GM007315	93.859	Biomedical Research and Research Training	664,669	-
Health and Human Services, Department of	Direct		T32 GM007544	93.859	Biomedical Research and Research Training	540,082	-
Health and Human Services, Department of	Direct		T32 GM007544	93.859	Biomedical Research and Research Training	41,395	-
Health and Human Services, Department of	Direct		T32 GM007767	93.859	Biomedical Research and Research Training	524,668	-
Health and Human Services, Department of	Direct		T32 GM007863	93.859	Biomedical Research and Research Training	1,391,164	-
Health and Human Services, Department of	Direct		T32 GM008322	93.859	Biomedical Research and Research Training	264,443	-
Health and Human Services, Department of	Direct		T32 GM008353	93.859	Biomedical Research and Research Training	467,962	-
Health and Human Services, Department of	Direct		T32 GM008597	93.859	Biomedical Research and Research Training	326,842	-
Health and Human Services, Department of	Direct		T32 GM008616	93.859	Biomedical Research and Research Training	145,658	-
Health and Human Services, Department of	Direct		T32 GM070449	93.859	Biomedical Research and Research Training	387,472	-
Health and Human Services, Department of	Direct		T32 GM103730	93.859	Biomedical Research and Research Training	117,298	-
Health and Human Services, Department of	Direct		T32 GM113900	93.859	Biomedical Research and Research Training	214,436	-
Health and Human Services, Department of	Pass-Through	ATGC, Inc	Research Agreement	93.859	Biomedical Research and Research Training	77,885	-
Health and Human Services, Department of	Pass-Through	Boston University	4500002268	93.859	Biomedical Research and Research Training	67,795	-
Health and Human Services, Department of	Pass-Through	Case Western Reserve University	897-SUB	93.859	Biomedical Research and Research Training	35,935	-
Health and Human Services, Department of	Pass-Through	Emory University	T855282	93.859	Biomedical Research and Research Training	196,172	-
Health and Human Services, Department of	Pass-Through	Georgia Institute of Technology	AWD-101737-G1	93.859	Biomedical Research and Research Training	237,121	-
Health and Human Services, Department of	Pass-Through	Hutchinson, Fred, Cancer Research Center	0000815003/Project 215916	93.859	Biomedical Research and Research Training	154,992	-



University of Michigan  
Schedule of Expenditures of Federal Awards  
For the Year Ended June 30, 2019

Cluster Title/Federal Grantor/Program	Type	Pass-Through Grantor	Award Identifier	CFDA Number	CFDA Program Title	Federal Expenditures	Pass-Through
Health and Human Services, Department of	Pass-Through	Hutchinson, Fred, Cancer Research Center	0000815018/Project 215917	93.859	Biomedical Research and Research Training	24,772	-
Health and Human Services, Department of	Pass-Through	Hutchinson, Fred, Cancer Research Center	0000815339/Project 215920	93.859	Biomedical Research and Research Training	60,701	-
Health and Human Services, Department of	Pass-Through	Li-Cor, Inc	Subaward under NIH Contract 2R	93.859	Biomedical Research and Research Training	42,883	-
Health and Human Services, Department of	Pass-Through	Long Island University	3	93.859	Biomedical Research and Research Training	1,977	-
Health and Human Services, Department of	Pass-Through	Michigan State University	RC105133UM	93.859	Biomedical Research and Research Training	7,500	-
Health and Human Services, Department of	Pass-Through	Michigan State University	RC105935A	93.859	Biomedical Research and Research Training	82,035	-
Health and Human Services, Department of	Pass-Through	New York Hall of Science	Agreement	93.859	Biomedical Research and Research Training	7,090	-
Health and Human Services, Department of	Pass-Through	Ohio State University, The	60048848	93.859	Biomedical Research and Research Training	6,219	-
Health and Human Services, Department of	Pass-Through	Stanford University	61574013-130764	93.859	Biomedical Research and Research Training	50,741	-
Health and Human Services, Department of	Pass-Through	The University of Kansas Medical Center (KUMC)	ZAL00000	93.859	Biomedical Research and Research Training	46,257	-
Health and Human Services, Department of	Pass-Through	University of California - San Francisco	108366c	93.859	Biomedical Research and Research Training	41,756	-
Health and Human Services, Department of	Pass-Through	University of California - San Francisco	112828C	93.859	Biomedical Research and Research Training	27,867	-
Health and Human Services, Department of	Pass-Through	University of Chicago	FP056334	93.859	Biomedical Research and Research Training	1,161	-
Health and Human Services, Department of	Pass-Through	University of Chicago	FP066905-A	93.859	Biomedical Research and Research Training	156,745	-
Health and Human Services, Department of	Pass-Through	University of Georgia	SUB00000389	93.859	Biomedical Research and Research Training	80,085	-
Health and Human Services, Department of	Pass-Through	University of Illinois-Urbana-Champaign	084206-16671	93.859	Biomedical Research and Research Training	291,296	-
Health and Human Services, Department of	Pass-Through	University of Kentucky Research Foundation	3048112251-15-165	93.859	Biomedical Research and Research Training	262,007	-
Health and Human Services, Department of	Pass-Through	University of Maryland, Baltimore	HHS00022-01	93.859	Biomedical Research and Research Training	91,246	-
Health and Human Services, Department of	Pass-Through	University of Maryland, The	0000015164	93.859	Biomedical Research and Research Training	90,481	-
Health and Human Services, Department of	Pass-Through	University of Pittsburgh	0056812 (131534-9)	93.859	Biomedical Research and Research Training	191,989	-
Health and Human Services, Department of	Pass-Through	Wayne State University	WSU19024	93.859	Biomedical Research and Research Training	78,775	-
Health and Human Services, Department of	Pass-Through	William Marsh Rice University	R22841	93.859	Biomedical Research and Research Training	105,188	-
						\$ 51,200,412	\$ 5,267,753
Health and Human Services, Department of	Direct		1 DP2 HD091949-01	93.865	Child Health and Human Development Extramural Research	\$ 556,209	\$ -
Health and Human Services, Department of	Direct		1 F31 HD098804-01	93.865	Child Health and Human Development Extramural Research	4,707	-
Health and Human Services, Department of	Direct		1 F31 HD098870-01	93.865	Child Health and Human Development Extramural Research	4,136	-
Health and Human Services, Department of	Direct		1 F32 HD091938-01	93.865	Child Health and Human Development Extramural Research	4,814	-
Health and Human Services, Department of	Direct		1 R01 HD093570-01A1	93.865	Child Health and Human Development Extramural Research	81,148	-
Health and Human Services, Department of	Direct		1 R01 HD095053-01A1	93.865	Child Health and Human Development Extramural Research	21,825	2,317
Health and Human Services, Department of	Direct		1 R01 HD097096-01	93.865	Child Health and Human Development Extramural Research	158,222	-
Health and Human Services, Department of	Direct		1 R01 HD097107-01	93.865	Child Health and Human Development Extramural Research	2,123	-
Health and Human Services, Department of	Direct		1 R01 HD098233-01	93.865	Child Health and Human Development Extramural Research	22,554	-
Health and Human Services, Department of	Direct		1 R03 HD084708-02	93.865	Child Health and Human Development Extramural Research	(1,864)	-
Health and Human Services, Department of	Direct		1 R03 HD092516-01	93.865	Child Health and Human Development Extramural Research	106,886	-
Health and Human Services, Department of	Direct		1 R03 HD096189 01A1	93.865	Child Health and Human Development Extramural Research	5,591	-
Health and Human Services, Department of	Direct		1 R03 HD097704-01	93.865	Child Health and Human Development Extramural Research	1,732	-
Health and Human Services, Department of	Direct		1 R21 HD094051-01	93.865	Child Health and Human Development Extramural Research	204,525	-
Health and Human Services, Department of	Direct		1 R21 HD095501-01A1	93.865	Child Health and Human Development Extramural Research	62,486	-
Health and Human Services, Department of	Direct		1 R21 HD097663-01	93.865	Child Health and Human Development Extramural Research	24,223	-
Health and Human Services, Department of	Direct		1 UH2 HD08797901-03	93.865	Child Health and Human Development Extramural Research	3,065	-
Health and Human Services, Department of	Direct		3 P50 HD044406-15S1	93.865	Child Health and Human Development Extramural Research	29,359	21,601
Health and Human Services, Department of	Direct		4 R01 HD015434-33	93.865	Child Health and Human Development Extramural Research	(83,291)	-
Health and Human Services, Department of	Direct		4 R01 HD070950-05	93.865	Child Health and Human Development Extramural Research	12,348	13,381
Health and Human Services, Department of	Direct		5 F30 HD088055-04	93.865	Child Health and Human Development Extramural Research	50,783	-
Health and Human Services, Department of	Direct		5 F30 HD097961-02	93.865	Child Health and Human Development Extramural Research	36,032	-
Health and Human Services, Department of	Direct		5 F31 HD094480-02	93.865	Child Health and Human Development Extramural Research	42,097	-
Health and Human Services, Department of	Direct		5 F31 HD097830-02	93.865	Child Health and Human Development Extramural Research	28,469	-
Health and Human Services, Department of	Direct		5 F32 HD088029-03	93.865	Child Health and Human Development Extramural Research	61,217	-
Health and Human Services, Department of	Direct		5 F32 HD093145-03	93.865	Child Health and Human Development Extramural Research	59,589	-
Health and Human Services, Department of	Direct		5 F32 HD095620-05	93.865	Child Health and Human Development Extramural Research	55,836	-
Health and Human Services, Department of	Direct		5 K01 HD074706-05	93.865	Child Health and Human Development Extramural Research	85,687	-
Health and Human Services, Department of	Direct		5 K01 HD079554-05	93.865	Child Health and Human Development Extramural Research	142,544	-
Health and Human Services, Department of	Direct		5 K08 HD078506-04	93.865	Child Health and Human Development Extramural Research	113,070	-
Health and Human Services, Department of	Direct		5 K12 HD028820-25	93.865	Child Health and Human Development Extramural Research	(589)	-
Health and Human Services, Department of	Direct		5 K12 HD028820-27	93.865	Child Health and Human Development Extramural Research	440,489	-
Health and Human Services, Department of	Direct		5 K12 HD065257-10	93.865	Child Health and Human Development Extramural Research	324,786	-
Health and Human Services, Department of	Direct		5 K23 HD083527-04	93.865	Child Health and Human Development Extramural Research	174,537	-
Health and Human Services, Department of	Direct		5 K23 HD084744-03	93.865	Child Health and Human Development Extramural Research	163,514	-
Health and Human Services, Department of	Direct		5 K23 HD092626-03	93.865	Child Health and Human Development Extramural Research	173,990	-
Health and Human Services, Department of	Direct		5 K23 HD093815-02	93.865	Child Health and Human Development Extramural Research	121,513	-
Health and Human Services, Department of	Direct		5 P01 HD087155-04	93.865	Child Health and Human Development Extramural Research	1,071,574	68,877
Health and Human Services, Department of	Direct		5 P2C HD041028-18	93.865	Child Health and Human Development Extramural Research	650,703	-
Health and Human Services, Department of	Direct		5 R00 HD084758-05	93.865	Child Health and Human Development Extramural Research	322,918	-
Health and Human Services, Department of	Direct		5 R01 DK041469-18	93.865	Child Health and Human Development Extramural Research	280,924	-
Health and Human Services, Department of	Direct		5 R01 HD006656-41	93.865	Child Health and Human Development Extramural Research	(9,339)	-
Health and Human Services, Department of	Direct		5 R01 HD015434-36	93.865	Child Health and Human Development Extramural Research	565,456	-
Health and Human Services, Department of	Direct		5 R01 HD034283-23	93.865	Child Health and Human Development Extramural Research	607,536	-
Health and Human Services, Department of	Direct		5 R01 HD041469-16	93.865	Child Health and Human Development Extramural Research	53,292	-
Health and Human Services, Department of	Direct		5 R01 HD052646-09	93.865	Child Health and Human Development Extramural Research	126,713	26,596
Health and Human Services, Department of	Direct		5 R01 HD052646-11	93.865	Child Health and Human Development Extramural Research	1,134,419	-
Health and Human Services, Department of	Direct		5 R01 HD067184-05	93.865	Child Health and Human Development Extramural Research	41,274	-
Health and Human Services, Department of	Direct		5 R01 HD069609-09	93.865	Child Health and Human Development Extramural Research	1,246,310	-
Health and Human Services, Department of	Direct		5 R01 HD069702-09	93.865	Child Health and Human Development Extramural Research	422,818	-
Health and Human Services, Department of	Direct		5 R01 HD073475-05	93.865	Child Health and Human Development Extramural Research	89,470	-

University of Michigan  
 Schedule of Expenditures of Federal Awards  
 For the Year Ended June 30, 2019

Cluster Title/Federal Grantor/Program	Type	Pass-Through Grantor	Award Identifier	CFDA Number	CFDA Program Title	Federal Expenditures	Pass-Through
Health and Human Services, Department of	Direct		5 R01 HD074559-05	93.865	Child Health and Human Development Extramural Research	434,115	-
Health and Human Services, Department of	Direct		5 R01 HD075655-05	93.865	Child Health and Human Development Extramural Research	130,918	95,660
Health and Human Services, Department of	Direct		5 R01 HD075806-05	93.865	Child Health and Human Development Extramural Research	592,477	42,829
Health and Human Services, Department of	Direct		5 R01 HD078131-04	93.865	Child Health and Human Development Extramural Research	527,618	-
Health and Human Services, Department of	Direct		5 R01 HD078397-05	93.865	Child Health and Human Development Extramural Research	466,309	100,903
Health and Human Services, Department of	Direct		5 R01 HD079467-03	93.865	Child Health and Human Development Extramural Research	(2,443)	(53)
Health and Human Services, Department of	Direct		5 R01 HD081129-03	93.865	Child Health and Human Development Extramural Research	95,078	68,737
Health and Human Services, Department of	Direct		5 R01 HD082122-05	93.865	Child Health and Human Development Extramural Research	622,037	401,772
Health and Human Services, Department of	Direct		5 R01 HD084163-05	93.865	Child Health and Human Development Extramural Research	688,504	-
Health and Human Services, Department of	Direct		5 R01 HD084526-04	93.865	Child Health and Human Development Extramural Research	540,680	62,378
Health and Human Services, Department of	Direct		5 R01 HD084652-04	93.865	Child Health and Human Development Extramural Research	413,259	154,610
Health and Human Services, Department of	Direct		5 R01 HD085233-05	93.865	Child Health and Human Development Extramural Research	1,282,790	1,082,173
Health and Human Services, Department of	Direct		5 R01 HD086583-03	93.865	Child Health and Human Development Extramural Research	443,042	201,815
Health and Human Services, Department of	Direct		5 R01 HD088506-04	93.865	Child Health and Human Development Extramural Research	381,139	103,588
Health and Human Services, Department of	Direct		5 R01 HD088521-04	93.865	Child Health and Human Development Extramural Research	736,528	-
Health and Human Services, Department of	Direct		5 R01 HD088638-03	93.865	Child Health and Human Development Extramural Research	615,190	76,200
Health and Human Services, Department of	Direct		5 R01 HD088712-03	93.865	Child Health and Human Development Extramural Research	636,452	85,391
Health and Human Services, Department of	Direct		5 R01 HD091323-02	93.865	Child Health and Human Development Extramural Research	115,231	-
Health and Human Services, Department of	Direct		5 R01 HD092498-02	93.865	Child Health and Human Development Extramural Research	328,437	-
Health and Human Services, Department of	Direct		5 R01 HD093450-02	93.865	Child Health and Human Development Extramural Research	535,088	297,265
Health and Human Services, Department of	Direct		5 R01 HD093611-02	93.865	Child Health and Human Development Extramural Research	196,647	-
Health and Human Services, Department of	Direct		5 R01 HD093733-02	93.865	Child Health and Human Development Extramural Research	312,121	-
Health and Human Services, Department of	Direct		5 R01 HD094736-02	93.865	Child Health and Human Development Extramural Research	381,769	-
Health and Human Services, Department of	Direct		5 R01 HD094954-02	93.865	Child Health and Human Development Extramural Research	180,666	-
Health and Human Services, Department of	Direct		5 R01 HD095463-02	93.865	Child Health and Human Development Extramural Research	358,285	-
Health and Human Services, Department of	Direct		5 R01 HD095920-02	93.865	Child Health and Human Development Extramural Research	157,753	-
Health and Human Services, Department of	Direct		5 R01 HD096277-02	93.865	Child Health and Human Development Extramural Research	280,472	-
Health and Human Services, Department of	Direct		5 R01 HD093626-02	93.865	Child Health and Human Development Extramural Research	343,979	5,858
Health and Human Services, Department of	Direct		5 R03 HD083397-02	93.865	Child Health and Human Development Extramural Research	37,106	-
Health and Human Services, Department of	Direct		5 R03 HD086301-02	93.865	Child Health and Human Development Extramural Research	37,710	18,915
Health and Human Services, Department of	Direct		5 R03 HD087520-02	93.865	Child Health and Human Development Extramural Research	14,712	-
Health and Human Services, Department of	Direct		5 R03 HD091480-02	93.865	Child Health and Human Development Extramural Research	41,132	-
Health and Human Services, Department of	Direct		5 R03 HD092639-02	93.865	Child Health and Human Development Extramural Research	40,632	-
Health and Human Services, Department of	Direct		5 R03 HD092855-02	93.865	Child Health and Human Development Extramural Research	84,492	-
Health and Human Services, Department of	Direct		5 R03 HD093876-02	93.865	Child Health and Human Development Extramural Research	29,565	-
Health and Human Services, Department of	Direct		5 R03 HD094077-02	93.865	Child Health and Human Development Extramural Research	75,027	-
Health and Human Services, Department of	Direct		5 R03 HD095717-02	93.865	Child Health and Human Development Extramural Research	29,613	3,918
Health and Human Services, Department of	Direct		5 R21 HD079908-02	93.865	Child Health and Human Development Extramural Research	(3,772)	-
Health and Human Services, Department of	Direct		5 R21 HD083409-02	93.865	Child Health and Human Development Extramural Research	(5)	-
Health and Human Services, Department of	Direct		5 R21 HD086696-02	93.865	Child Health and Human Development Extramural Research	16,737	-
Health and Human Services, Department of	Direct		5 R21 HD087071-02	93.865	Child Health and Human Development Extramural Research	85,634	-
Health and Human Services, Department of	Direct		5 R21 HD087840-02	93.865	Child Health and Human Development Extramural Research	72,299	-
Health and Human Services, Department of	Direct		5 R21 HD087881-02	93.865	Child Health and Human Development Extramural Research	29,480	-
Health and Human Services, Department of	Direct		5 R21 HD090366-02	93.865	Child Health and Human Development Extramural Research	185,935	-
Health and Human Services, Department of	Direct		5 R21 HD090371-02	93.865	Child Health and Human Development Extramural Research	234,871	19,765
Health and Human Services, Department of	Direct		5 R21 HD090567-02	93.865	Child Health and Human Development Extramural Research	238,975	-
Health and Human Services, Department of	Direct		5 R21 HD092526-02	93.865	Child Health and Human Development Extramural Research	184,654	-
Health and Human Services, Department of	Direct		5 R21 HD092614-02	93.865	Child Health and Human Development Extramural Research	241,700	-
Health and Human Services, Department of	Direct		5 R21 HD093835-02	93.865	Child Health and Human Development Extramural Research	156,201	-
Health and Human Services, Department of	Direct		5 R21 HD096251-02	93.865	Child Health and Human Development Extramural Research	171,197	-
Health and Human Services, Department of	Direct		5 R24 HD087149-03	93.865	Child Health and Human Development Extramural Research	822,960	152,591
Health and Human Services, Department of	Direct		5 R25 HD078226-05	93.865	Child Health and Human Development Extramural Research	130,667	-
Health and Human Services, Department of	Direct		5 R25 HD082971-05	93.865	Child Health and Human Development Extramural Research	250,266	95,534
Health and Human Services, Department of	Direct		5 R25 HD083146-04	93.865	Child Health and Human Development Extramural Research	198,117	22,294
Health and Human Services, Department of	Direct		5 R25 HD084385-04	93.865	Child Health and Human Development Extramural Research	160,895	-
Health and Human Services, Department of	Direct		5 R37 HD034860-23	93.865	Child Health and Human Development Extramural Research	712,811	-
Health and Human Services, Department of	Direct		5 U24 HD048404-15	93.865	Child Health and Human Development Extramural Research	746,811	-
Health and Human Services, Department of	Direct		5 UH3 HD087979-05	93.865	Child Health and Human Development Extramural Research	583,621	-
Health and Human Services, Department of	Direct		5R03HD092609-02	93.865	Child Health and Human Development Extramural Research	81,158	-
Health and Human Services, Department of	Direct		7 K01 HD071949-05	93.865	Child Health and Human Development Extramural Research	(32,604)	-
Health and Human Services, Department of	Direct		T32 HD007109	93.865	Child Health and Human Development Extramural Research	310,045	-
Health and Human Services, Department of	Direct		T32 HD007339	93.865	Child Health and Human Development Extramural Research	538,036	-
Health and Human Services, Department of	Direct		T32 HD007505	93.865	Child Health and Human Development Extramural Research	302,100	-
Health and Human Services, Department of	Direct		T32 HD079342	93.865	Child Health and Human Development Extramural Research	177,130	-
Health and Human Services, Department of	Direct		T32 HD079342	93.865	Child Health and Human Development Extramural Research	8,909	-
Health and Human Services, Department of	Direct		T32 HD079350	93.865	Child Health and Human Development Extramural Research	256,215	-
Health and Human Services, Department of	Pass-Through	Albert Einstein College of Medicine, Inc.,	310897	93.865	Child Health and Human Development Extramural Research	51,870	-
Health and Human Services, Department of	Pass-Through	Albert Einstein College of Medicine, Inc.,	310897	93.865	Child Health and Human Development Extramural Research	300	-
Health and Human Services, Department of	Pass-Through	Ann and Robert H. Lurie Children's Hospital of Chicago	Subaward No. 901548-UM	93.865	Child Health and Human Development Extramural Research	174,742	-
Health and Human Services, Department of	Pass-Through	Bowling Green State University	10008712-UMICH	93.865	Child Health and Human Development Extramural Research	125,144	-
Health and Human Services, Department of	Pass-Through	Brandeis University	403519	93.865	Child Health and Human Development Extramural Research	162,052	-
Health and Human Services, Department of	Pass-Through	Brown University	00001324	93.865	Child Health and Human Development Extramural Research	9,583	-

University of Michigan  
Schedule of Expenditures of Federal Awards  
For the Year Ended June 30, 2019

Cluster Title/Federal Grantor/Program	Type	Pass-Through Grantor	Award Identifier	CFDA Number	CFDA Program Title	Federal Expenditures	Pass-Through		
Health and Human Services, Department of	Pass-Through	California Polytechnic State University	2019-7-58223	93.865	Child Health and Human Development Extramural Research	40,043	-		
Health and Human Services, Department of	Pass-Through	Central Michigan University	F63376	93.865	Child Health and Human Development Extramural Research	32,994	-		
Health and Human Services, Department of	Pass-Through	Children's Research Institute	30004900-04	93.865	Child Health and Human Development Extramural Research	1,582	-		
Health and Human Services, Department of	Pass-Through	Cornell University	83328-11165	93.865	Child Health and Human Development Extramural Research	47,106	-		
Health and Human Services, Department of	Pass-Through	Duke University	203-6211	93.865	Child Health and Human Development Extramural Research	112,759	-		
Health and Human Services, Department of	Pass-Through	Eastern Michigan University	R70507-3215	93.865	Child Health and Human Development Extramural Research	222,674	-		
Health and Human Services, Department of	Pass-Through	Emory University	T502357	93.865	Child Health and Human Development Extramural Research	7,014	-		
Health and Human Services, Department of	Pass-Through	Emory University	T852991	93.865	Child Health and Human Development Extramural Research	61,662	-		
Health and Human Services, Department of	Pass-Through	Florida State University	R01930	93.865	Child Health and Human Development Extramural Research	(57)	-		
Health and Human Services, Department of	Pass-Through	Florida State University	R02030	93.865	Child Health and Human Development Extramural Research	11,433	-		
Health and Human Services, Department of	Pass-Through	George Washington University	17-M102	93.865	Child Health and Human Development Extramural Research	19,450	-		
Health and Human Services, Department of	Pass-Through	Georgia Technology Research Corporation	RJ381-G1	93.865	Child Health and Human Development Extramural Research	32,284	-		
Health and Human Services, Department of	Pass-Through	Indiana University	IN4381950UM	93.865	Child Health and Human Development Extramural Research	(279)	-		
Health and Human Services, Department of	Pass-Through	Johns Hopkins University	JHU Checklist# 5957, Task Orde	93.865	Child Health and Human Development Extramural Research	390,512	-		
Health and Human Services, Department of	Pass-Through	Johns Hopkins University	JHU Checklist# 5957, Task Orde	93.865	Child Health and Human Development Extramural Research	121,195	-		
Health and Human Services, Department of	Pass-Through	Johns Hopkins University	Task Order #5	93.865	Child Health and Human Development Extramural Research	232,163	-		
Health and Human Services, Department of	Pass-Through	Massachusetts General Hospital	233249	93.865	Child Health and Human Development Extramural Research	138,781	-		
Health and Human Services, Department of	Pass-Through	Mayo Clinic	THE-208735	93.865	Child Health and Human Development Extramural Research	23,452	-		
Health and Human Services, Department of	Pass-Through	Medical University of South Carolina	MUSC17-038-8B465	93.865	Child Health and Human Development Extramural Research	2,938	-		
Health and Human Services, Department of	Pass-Through	Michigan State University	RC106674B	93.865	Child Health and Human Development Extramural Research	336,489	-		
Health and Human Services, Department of	Pass-Through	Michigan State University	RC106691C	93.865	Child Health and Human Development Extramural Research	172,287	-		
Health and Human Services, Department of	Pass-Through	Michigan State University	RC107642UM	93.865	Child Health and Human Development Extramural Research	442,192	-		
Health and Human Services, Department of	Pass-Through	Michigan State University	RC109029UM	93.865	Child Health and Human Development Extramural Research	1,840	-		
Health and Human Services, Department of	Pass-Through	Michigan State University	RC109180UM	93.865	Child Health and Human Development Extramural Research	2,484	-		
Health and Human Services, Department of	Pass-Through	Michigan State University	RC109609UM	93.865	Child Health and Human Development Extramural Research	1,552	-		
Health and Human Services, Department of	Pass-Through	Pennsylvania State University	5469-UM-DHHS-0659	93.865	Child Health and Human Development Extramural Research	194,652	-		
Health and Human Services, Department of	Pass-Through	Princeton University	SUB0000060	93.865	Child Health and Human Development Extramural Research	60,624	-		
Health and Human Services, Department of	Pass-Through	Tulane University	TUL-HSC-554777-16/17	93.865	Child Health and Human Development Extramural Research	21,310	-		
Health and Human Services, Department of	Pass-Through	Tulane University	TUL-HSC-556514-18/19 Year 4	93.865	Child Health and Human Development Extramural Research	31,316	-		
Health and Human Services, Department of	Pass-Through	University of Alabama at Birmingham (UAB)	00059380-SP004-002	93.865	Child Health and Human Development Extramural Research	4	-		
Health and Human Services, Department of	Pass-Through	University of California - Irvine	2017-3508	93.865	Child Health and Human Development Extramural Research	1,211,938	-		
Health and Human Services, Department of	Pass-Through	University of California - Los Angeles	1920 G RA109	93.865	Child Health and Human Development Extramural Research	(86)	-		
Health and Human Services, Department of	Pass-Through	University of California - San Francisco	9564sc	93.865	Child Health and Human Development Extramural Research	45,385	-		
Health and Human Services, Department of	Pass-Through	University of Colorado	FY14.613.006	93.865	Child Health and Human Development Extramural Research	3,131	-		
Health and Human Services, Department of	Pass-Through	University of Denver	SC37627-01-00	93.865	Child Health and Human Development Extramural Research	52,006	-		
Health and Human Services, Department of	Pass-Through	University of Florida, The	SUB000001724	93.865	Child Health and Human Development Extramural Research	91,564	-		
Health and Human Services, Department of	Pass-Through	University of Maryland, The	70933-20191201	93.865	Child Health and Human Development Extramural Research	26,166	-		
Health and Human Services, Department of	Pass-Through	University of Minnesota	H004209501	93.865	Child Health and Human Development Extramural Research	49,463	-		
Health and Human Services, Department of	Pass-Through	University of Minnesota	P006823101	93.865	Child Health and Human Development Extramural Research	105,762	-		
Health and Human Services, Department of	Pass-Through	University of Minnesota	P006823101	93.865	Child Health and Human Development Extramural Research	50,952	-		
Health and Human Services, Department of	Pass-Through	University of North Carolina at Chapel Hill	5105611	93.865	Child Health and Human Development Extramural Research	(13,790)	-		
Health and Human Services, Department of	Pass-Through	University of North Carolina at Chapel Hill	5107710	93.865	Child Health and Human Development Extramural Research	128,856	157,080		
Health and Human Services, Department of	Pass-Through	University of North Carolina at Chapel Hill	5108802	93.865	Child Health and Human Development Extramural Research	(73,498)	-		
Health and Human Services, Department of	Pass-Through	University of North Carolina at Chapel Hill	5110652	93.865	Child Health and Human Development Extramural Research	569,157	-		
Health and Human Services, Department of	Pass-Through	University of North Carolina at Chapel Hill	5111112	93.865	Child Health and Human Development Extramural Research	963,606	364,377		
Health and Human Services, Department of	Pass-Through	University of North Carolina at Chapel Hill	5113151	93.865	Child Health and Human Development Extramural Research	21,430	-		
Health and Human Services, Department of	Pass-Through	University of Pittsburgh	2639	93.865	Child Health and Human Development Extramural Research	112,567	-		
Health and Human Services, Department of	Pass-Through	University of South Carolina	17-3195/13580-FB41	93.865	Child Health and Human Development Extramural Research	14,578	-		
Health and Human Services, Department of	Pass-Through	University of Texas Medical Branch at Galveston (UTMB)	17-069	93.865	Child Health and Human Development Extramural Research	2,496	-		
Health and Human Services, Department of	Pass-Through	University of Texas Medical Branch at Galveston (UTMB)	17-072	93.865	Child Health and Human Development Extramural Research	(2,663)	-		
Health and Human Services, Department of	Pass-Through	University of Texas Medical Branch at Galveston (UTMB)	18-83439-09	93.865	Child Health and Human Development Extramural Research	215,633	-		
Health and Human Services, Department of	Pass-Through	University of Texas Southwestern Medical Center	GMO 161107	93.865	Child Health and Human Development Extramural Research	(28,103)	-		
Health and Human Services, Department of	Pass-Through	University of Texas Southwestern Medical Center	GMO 16117 PO#00000735C	93.865	Child Health and Human Development Extramural Research	61,609	-		
Health and Human Services, Department of	Pass-Through	University of Texas	10036366-05 PO U000146236	93.865	Child Health and Human Development Extramural Research	14,815	-		
Health and Human Services, Department of	Pass-Through	University of Utah	10041755-01	93.865	Child Health and Human Development Extramural Research	29,521	-		
Health and Human Services, Department of	Pass-Through	University of Virginia	GB10015 154834	93.865	Child Health and Human Development Extramural Research	322,104	-		
Health and Human Services, Department of	Pass-Through	University of Washington	UWSC10068	93.865	Child Health and Human Development Extramural Research	26,682	-		
Health and Human Services, Department of	Pass-Through	Washington University in St. Louis	WU-14-232	93.865	Child Health and Human Development Extramural Research	240	-		
						\$	36,231,541	\$	3,746,372
Health and Human Services, Department of	Direct		1 R01 AG058717-01A1	93.866	Aging Research	\$	36,478	\$	-
Health and Human Services, Department of	Direct		1 R01 AG060936-01	93.866	Aging Research		8,399		-
Health and Human Services, Department of	Direct		1 R01 AG062477-01	93.866	Aging Research		3,138		-
Health and Human Services, Department of	Direct		1 R01 AG063371 01	93.866	Aging Research		63,580		-
Health and Human Services, Department of	Direct		1 R03 AG057838-02	93.866	Aging Research		65,855		-
Health and Human Services, Department of	Direct		1 R03 AG063222-01	93.866	Aging Research		19,005		-
Health and Human Services, Department of	Direct		1 R21 AG053561-01	93.866	Aging Research		27,839		-
Health and Human Services, Department of	Direct		1 R21 AG054818-01A1	93.866	Aging Research		165,585		9,537
Health and Human Services, Department of	Direct		1 R21 AG058862-01A1	93.866	Aging Research		51,870		-
Health and Human Services, Department of	Direct		1 R21 AG061839-01A1	93.866	Aging Research		53,300		-
Health and Human Services, Department of	Direct		1 R21 AG062844-01	93.866	Aging Research		581		-
Health and Human Services, Department of	Direct		1 R56 AG059576-01	93.866	Aging Research		301,673		-
Health and Human Services, Department of	Direct		1 R56 AG062225-01	93.866	Aging Research		184,163		-
Health and Human Services, Department of	Direct		1 RFO AG057540-01	93.866	Aging Research		940,395		144,365

University of Michigan  
 Schedule of Expenditures of Federal Awards  
 For the Year Ended June 30, 2019

Cluster Title/Federal Grantor/Program	Type	Pass-Through Grantor	Award Identifier	CFDA Number	CFDA Program Title	Federal Expenditures	Pass-Through
Health and Human Services, Department of	Direct		1 RF1 AG051710-01	93.866	Aging Research	381,889	171,614
Health and Human Services, Department of	Direct		1 RF1 AG057928-01	93.866	Aging Research	666,628	-
Health and Human Services, Department of	Direct		1 RF1 AG059723-01	93.866	Aging Research	54,553	-
Health and Human Services, Department of	Direct		1R01AG058724-02	93.866	Aging Research	260,555	-
Health and Human Services, Department of	Direct		2 R01 AG010026-25	93.866	Aging Research	4,598	-
Health and Human Services, Department of	Direct		2 R01 AG030593 11	93.866	Aging Research	214,772	-
Health and Human Services, Department of	Direct		3 U01 AG022303-15S1	93.866	Aging Research	1,170,323	-
Health and Human Services, Department of	Direct		4 P01 AG029409-10	93.866	Aging Research	1,830,570	1,271,907
Health and Human Services, Department of	Direct		4 P30 AG015281-20	93.866	Aging Research	57,903	35,421
Health and Human Services, Department of	Direct		5 F31 AG057205-02	93.866	Aging Research	40,314	-
Health and Human Services, Department of	Direct		5 F31 AG060663-02	93.866	Aging Research	31,787	-
Health and Human Services, Department of	Direct		5 F32 AG052320-03	93.866	Aging Research	(9,311)	-
Health and Human Services, Department of	Direct		5 F32 AG059362-02	93.866	Aging Research	60,251	-
Health and Human Services, Department of	Direct		5 K01 AG050706-04	93.866	Aging Research	117,624	-
Health and Human Services, Department of	Direct		5 K01 AG054615-03	93.866	Aging Research	115,924	-
Health and Human Services, Department of	Direct		5 K01 AG056557-03	93.866	Aging Research	127,066	-
Health and Human Services, Department of	Direct		5 K01 AG057833-02	93.866	Aging Research	104,939	-
Health and Human Services, Department of	Direct		5 K01 AG059829-02	93.866	Aging Research	95,430	-
Health and Human Services, Department of	Direct		5 K01AG057820-02	93.866	Aging Research	99,947	-
Health and Human Services, Department of	Direct		5 K07 AG050096-05	93.866	Aging Research	137,296	-
Health and Human Services, Department of	Direct		5 K08 AG047252-05	93.866	Aging Research	201,219	-
Health and Human Services, Department of	Direct		5 K08 AG048321-04	93.866	Aging Research	(107,779)	-
Health and Human Services, Department of	Direct		5 K08 AG049684-04	93.866	Aging Research	143,734	-
Health and Human Services, Department of	Direct		5 K08 AG056591-03	93.866	Aging Research	167,908	-
Health and Human Services, Department of	Direct		5 K23 AG056638-03	93.866	Aging Research	141,582	-
Health and Human Services, Department of	Direct		5 K23 AG059890-02	93.866	Aging Research	102,896	-
Health and Human Services, Department of	Direct		5 K24 AG050685-05	93.866	Aging Research	175,843	-
Health and Human Services, Department of	Direct		5 K99 AG056599-02	93.866	Aging Research	160,945	-
Health and Human Services, Department of	Direct		5 P01 AG051442-04	93.866	Aging Research	1,961,336	1,242,785
Health and Human Services, Department of	Direct		5 P30 AG012846-25	93.866	Aging Research	948,383	96,100
Health and Human Services, Department of	Direct		5 P30 AG015281-22	93.866	Aging Research	502,545	180,248
Health and Human Services, Department of	Direct		5 P30 AG024824-15	93.866	Aging Research	945,670	18,308
Health and Human Services, Department of	Direct		5 P30 AG053760-04S1	93.866	Aging Research	1,942,073	89,722
Health and Human Services, Department of	Direct		5 P30 AG059300-02	93.866	Aging Research	420,009	103,494
Health and Human Services, Department of	Direct		5 R00 AG045200-05	93.866	Aging Research	156,799	-
Health and Human Services, Department of	Direct		5 R00 AG047963-05	93.866	Aging Research	285,011	247,253
Health and Human Services, Department of	Direct		5 R01 AG028516-10	93.866	Aging Research	35,560	-
Health and Human Services, Department of	Direct		5 R01 AG030593-10S1	93.866	Aging Research	96,387	-
Health and Human Services, Department of	Direct		5 R01 AG039434-07	93.866	Aging Research	182,984	-
Health and Human Services, Department of	Direct		5 R01 AG040213-09	93.866	Aging Research	2,947,097	-
Health and Human Services, Department of	Direct		5 R01 AG040635-04	93.866	Aging Research	1,301	-
Health and Human Services, Department of	Direct		5 R01 AG041780-05	93.866	Aging Research	(7,122)	-
Health and Human Services, Department of	Direct		5 R01 AG045423-05	93.866	Aging Research	140,483	-
Health and Human Services, Department of	Direct		5 R01 AG047167-03	93.866	Aging Research	20,888	-
Health and Human Services, Department of	Direct		5 R01 AG047178-05	93.866	Aging Research	365,482	23,108
Health and Human Services, Department of	Direct		5 R01 AG047203-04	93.866	Aging Research	546,004	94,384
Health and Human Services, Department of	Direct		5 R01 AG047932-05	93.866	Aging Research	579,207	25,815
Health and Human Services, Department of	Direct		5 R01 AG048072-05	93.866	Aging Research	207,565	-
Health and Human Services, Department of	Direct		5 R01 AG04871-05	93.866	Aging Research	659,455	-
Health and Human Services, Department of	Direct		5 R01 AG049624-05	93.866	Aging Research	301,873	-
Health and Human Services, Department of	Direct		5 R01 AG049634-03	93.866	Aging Research	57,342	15,088
Health and Human Services, Department of	Direct		5 R01 AG049716-04	93.866	Aging Research	316,506	123,990
Health and Human Services, Department of	Direct		5 R01 AG050509-05	93.866	Aging Research	419,895	66,393
Health and Human Services, Department of	Direct		5 R01 AG050523-04	93.866	Aging Research	412,802	-
Health and Human Services, Department of	Direct		5 R01 AG050676-04	93.866	Aging Research	616,856	365,700
Health and Human Services, Department of	Direct		5 R01 AG051142-04S1	93.866	Aging Research	970,505	-
Health and Human Services, Department of	Direct		5 R01 AG051439-05	93.866	Aging Research	473,577	-
Health and Human Services, Department of	Direct		5 R01 AG051649-04	93.866	Aging Research	379,525	-
Health and Human Services, Department of	Direct		5 R01 AG051827-04	93.866	Aging Research	816,327	112,244
Health and Human Services, Department of	Direct		5 R01 AG051849-04	93.866	Aging Research	420,992	-
Health and Human Services, Department of	Direct		5 R01 AG052934-04	93.866	Aging Research	407,833	-
Health and Human Services, Department of	Direct		5 R01 AG054371-04	93.866	Aging Research	1,167,681	-
Health and Human Services, Department of	Direct		5 R01 AG054835-03	93.866	Aging Research	360,990	-
Health and Human Services, Department of	Direct		5 R01 AG055406-03	93.866	Aging Research	450,936	43,785
Health and Human Services, Department of	Direct		5 R01 AG056407-02	93.866	Aging Research	539,110	48,261
Health and Human Services, Department of	Direct		5 R01 AG057510-02	93.866	Aging Research	207,513	-
Health and Human Services, Department of	Direct		5 R01 AG057701-02	93.866	Aging Research	158,106	16,400
Health and Human Services, Department of	Direct		5 R01 AG058599-02	93.866	Aging Research	149,028	23,003
Health and Human Services, Department of	Direct		5 R01 AG059583-02	93.866	Aging Research	318,747	-
Health and Human Services, Department of	Direct		5 R01 AG059733-02	93.866	Aging Research	171,351	-
Health and Human Services, Department of	Direct		5 R01 AG059743-02	93.866	Aging Research	248,795	66,654
Health and Human Services, Department of	Direct		5 R01 AG045136-05	93.866	Aging Research	(37,554)	-
Health and Human Services, Department of	Direct		5 R01 AG048934-04	93.866	Aging Research	360,092	-
Health and Human Services, Department of	Direct		5 R01 AG059823-02	93.866	Aging Research	108,494	84,363
Health and Human Services, Department of	Direct		5 R03 AG047860-02	93.866	Aging Research	(29,914)	-
Health and Human Services, Department of	Direct		5 R03 AG060404-02	93.866	Aging Research	88,828	-

University of Michigan  
 Schedule of Expenditures of Federal Awards  
 For the Year Ended June 30, 2019

Cluster Title/Federal Grantor/Program	Type	Pass-Through Grantor	Award Identifier	CFDA Number	CFDA Program Title	Federal Expenditures	Pass-Through
Health and Human Services, Department of	Direct		5 R21 AG047931-02	93.866	Aging Research	(383)	-
Health and Human Services, Department of	Direct		5 R21 AG048500-02	93.866	Aging Research	(2,609)	-
Health and Human Services, Department of	Direct		5 R21 AG052709-02	93.866	Aging Research	87,093	-
Health and Human Services, Department of	Direct		5 R21 AG053186-02	93.866	Aging Research	76,954	-
Health and Human Services, Department of	Direct		5 R21 AG055090-02	93.866	Aging Research	177,114	36,868
Health and Human Services, Department of	Direct		5 R21 AG055379-02	93.866	Aging Research	153,902	-
Health and Human Services, Department of	Direct		5 R21 AG056912-05	93.866	Aging Research	229,324	27,049
Health and Human Services, Department of	Direct		5 R21 AG059117-02	93.866	Aging Research	168,383	-
Health and Human Services, Department of	Direct		5 R21 AG060277-02	93.866	Aging Research	78,438	-
Health and Human Services, Department of	Direct		5 R21AG055863-02	93.866	Aging Research	283,738	-
Health and Human Services, Department of	Direct		5 R24 AG045061-05	93.866	Aging Research	276,175	166,956
Health and Human Services, Department of	Direct		5 R25 AG053227-04	93.866	Aging Research	129,908	-
Health and Human Services, Department of	Direct		5 U01 AG009740-28S1	93.866	Aging Research	(306,520)	-
Health and Human Services, Department of	Direct		5 U01 AG009740-30	93.866	Aging Research	22,872,496	4,584,438
Health and Human Services, Department of	Direct		5 U01 AG012495-25	93.866	Aging Research	1,120,928	55,027
Health and Human Services, Department of	Direct		5 U01 AG017719-19	93.866	Aging Research	961,758	94,438
Health and Human Services, Department of	Direct		5 U01 AG057562-02	93.866	Aging Research	441,832	-
Health and Human Services, Department of	Direct		5 U01 AG058499-02	93.866	Aging Research	425,135	50,367
Health and Human Services, Department of	Direct		5 U01NR004061-24	93.866	Aging Research	296,611	-
Health and Human Services, Department of	Direct		5 U24 AG056918-03	93.866	Aging Research	1,005,539	-
Health and Human Services, Department of	Direct		5R03AG060073-02	93.866	Aging Research	33,717	-
Health and Human Services, Department of	Direct		7 R01 AG028082-10	93.866	Aging Research	62,069	-
Health and Human Services, Department of	Direct		T32 AG000114	93.866	Aging Research	419,034	-
Health and Human Services, Department of	Direct		T32 AG000221	93.866	Aging Research	583,678	-
Health and Human Services, Department of	Direct		T32 AG027708	93.866	Aging Research	49,323	-
Health and Human Services, Department of	Pass-Through	Banner Health	0435-02-71283	93.866	Aging Research	15,032	-
Health and Human Services, Department of	Pass-Through	Banner Health	No. 0435-02-61926	93.866	Aging Research	95,725	-
Health and Human Services, Department of	Pass-Through	Boston University	4500002967	93.866	Aging Research	8,301	-
Health and Human Services, Department of	Pass-Through	Brigham and Women's Hospital	111014	93.866	Aging Research	128,782	-
Health and Human Services, Department of	Pass-Through	Brigham and Women's Hospital	113049	93.866	Aging Research	147,136	-
Health and Human Services, Department of	Pass-Through	Brigham and Women's Hospital	115359	93.866	Aging Research	16,954	-
Health and Human Services, Department of	Pass-Through	Brigham and Women's Hospital	120036	93.866	Aging Research	32,061	-
Health and Human Services, Department of	Pass-Through	Brigham and Women's Hospital	120037	93.866	Aging Research	19,014	-
Health and Human Services, Department of	Pass-Through	Brigham and Women's Hospital	CA for STRIDE Protocol	93.866	Aging Research	40,860	-
Health and Human Services, Department of	Pass-Through	California Pacific Medical Center	280201018-S232	93.866	Aging Research	232,306	-
Health and Human Services, Department of	Pass-Through	Columbia University	1(GG012904-01)	93.866	Aging Research	18,634	-
Health and Human Services, Department of	Pass-Through	Columbia University	1(GG012967-01)	93.866	Aging Research	187,874	-
Health and Human Services, Department of	Pass-Through	Columbia University	2(GG012967-02)	93.866	Aging Research	85,681	-
Health and Human Services, Department of	Pass-Through	Dartmouth College	R1012 - Core B	93.866	Aging Research	(8,295)	-
Health and Human Services, Department of	Pass-Through	Dartmouth College	R1013 - Project 1	93.866	Aging Research	(8,205)	-
Health and Human Services, Department of	Pass-Through	Dartmouth College	R1014 - Project 2	93.866	Aging Research	(2,765)	-
Health and Human Services, Department of	Pass-Through	Dartmouth College	R1076	93.866	Aging Research	129,111	-
Health and Human Services, Department of	Pass-Through	Dartmouth College	R1076	93.866	Aging Research	41,057	-
Health and Human Services, Department of	Pass-Through	Dartmouth College	R1138	93.866	Aging Research	7,449	-
Health and Human Services, Department of	Pass-Through	Dartmouth College	R1160	93.866	Aging Research	68,523	-
Health and Human Services, Department of	Pass-Through	Dartmouth College	R143	93.866	Aging Research	(25,176)	-
Health and Human Services, Department of	Pass-Through	Indiana University	IN4683234UM	93.866	Aging Research	19,310	-
Health and Human Services, Department of	Pass-Through	Indiana University	IN4683237MICH PO#2299375	93.866	Aging Research	72,314	-
Health and Human Services, Department of	Pass-Through	Johns Hopkins University	2002394114	93.866	Aging Research	185,621	-
Health and Human Services, Department of	Pass-Through	Johns Hopkins University	2003150570	93.866	Aging Research	21,740	-
Health and Human Services, Department of	Pass-Through	Johns Hopkins University	2003318486	93.866	Aging Research	(37,092)	-
Health and Human Services, Department of	Pass-Through	Johns Hopkins University	2003889369	93.866	Aging Research	14,442	-
Health and Human Services, Department of	Pass-Through	Keck School of Medicine of USC University of Southern California	111265871	93.866	Aging Research	53,688	-
Health and Human Services, Department of	Pass-Through	Massachusetts General Hospital	232963	93.866	Aging Research	66,517	-
Health and Human Services, Department of	Pass-Through	Mayo Clinic	66648732	93.866	Aging Research	6,933	-
Health and Human Services, Department of	Pass-Through	Mayo Clinic	THE-216968	93.866	Aging Research	34,210	-
Health and Human Services, Department of	Pass-Through	Mayo Clinic	UOM-250202	93.866	Aging Research	7,718	-
Health and Human Services, Department of	Pass-Through	Michigan State University	RC106375A	93.866	Aging Research	41,346	-
Health and Human Services, Department of	Pass-Through	National Bureau of Economic Research	33-4157-UMich	93.866	Aging Research	214,849	-
Health and Human Services, Department of	Pass-Through	National Bureau of Economic Research	33-4157-Umich	93.866	Aging Research	104,799	-
Health and Human Services, Department of	Pass-Through	New York Medical College	123440	93.866	Aging Research	83,339	-
Health and Human Services, Department of	Pass-Through	New York University School of Medicine	17-A1-00-006174-01 Pr #108238	93.866	Aging Research	60,313	-
Health and Human Services, Department of	Pass-Through	New York University School of Medicine	17-A1-00-006174-01 Proj #10823	93.866	Aging Research	(3,647)	-
Health and Human Services, Department of	Pass-Through	Northern California Institute for Research & Education, Inc. (NCIRE)	WEI2015-08	93.866	Aging Research	136,937	-
Health and Human Services, Department of	Pass-Through	Northern California Institute for Research & Education, Inc. (NCIRE)	WEI2015-08	93.866	Aging Research	13,209	-
Health and Human Services, Department of	Pass-Through	Northwestern University	60040682 UM	93.866	Aging Research	22,842	-
Health and Human Services, Department of	Pass-Through	Northwestern University	60040682 UM	93.866	Aging Research	(248)	-
Health and Human Services, Department of	Pass-Through	Northwestern University	60048330 UM	93.866	Aging Research	107,089	-
Health and Human Services, Department of	Pass-Through	Northwestern University	60048330 UM	93.866	Aging Research	556	-
Health and Human Services, Department of	Pass-Through	Northwestern University	60048332 UM	93.866	Aging Research	28,255	-
Health and Human Services, Department of	Pass-Through	Oregon Health and Science University	1008469 UMI	93.866	Aging Research	(953)	-
Health and Human Services, Department of	Pass-Through	Oregon Health and Science University	1008640 UMI	93.866	Aging Research	212,403	-
Health and Human Services, Department of	Pass-Through	Oregon Health and Science University	1008640_UMI	93.866	Aging Research	(12,746)	-
Health and Human Services, Department of	Pass-Through	Oregon Health and Science University	1010251_UMI	93.866	Aging Research	199,359	-
Health and Human Services, Department of	Pass-Through	Oregon Health and Science University	1010251_UMI	93.866	Aging Research	30,955	-
Health and Human Services, Department of	Pass-Through	Oregon Health and Science University	1010251_UMI	93.866	Aging Research	(39,043)	-

University of Michigan  
 Schedule of Expenditures of Federal Awards  
 For the Year Ended June 30, 2019

Cluster Title/Federal Grantor/Program	Type	Pass-Through Grantor	Award Identifier	CFDA Number	CFDA Program Title	Federal Expenditures	Pass-Through
Health and Human Services, Department of	Pass-Through	Oregon Health and Science University	1011170 UMI	93.866	Aging Research	40,918	-
Health and Human Services, Department of	Pass-Through	President and Fellows of Harvard College	150173.5080550.0024	93.866	Aging Research	34,140	-
Health and Human Services, Department of	Pass-Through	RAND Corporation	9920170017	93.866	Aging Research	131,297	-
Health and Human Services, Department of	Pass-Through	University of Alabama at Birmingham (UAB)	000521075-SC001	93.866	Aging Research	139,013	-
Health and Human Services, Department of	Pass-Through	University of California - Irvine	2015-3301	93.866	Aging Research	176,039	-
Health and Human Services, Department of	Pass-Through	University of California - Irvine	2018-3595	93.866	Aging Research	86,582	-
Health and Human Services, Department of	Pass-Through	University of California - Los Angeles	1557 G WA554	93.866	Aging Research	69,859	-
Health and Human Services, Department of	Pass-Through	University of California- Riverside	S-001052	93.866	Aging Research	34,420	-
Health and Human Services, Department of	Pass-Through	University of California-Santa Cruz	A00-0516-S003-S0184287	93.866	Aging Research	66	-
Health and Human Services, Department of	Pass-Through	University of Florida, The	UFDSP00011879	93.866	Aging Research	34,354	-
Health and Human Services, Department of	Pass-Through	University of Minnesota	H004986802	93.866	Aging Research	41,338	-
Health and Human Services, Department of	Pass-Through	University of Minnesota	R01AG057679	93.866	Aging Research	23,337	-
Health and Human Services, Department of	Pass-Through	University of New Mexico	045446-871E	93.866	Aging Research	107,615	-
Health and Human Services, Department of	Pass-Through	University of Pittsburgh	0047610 (127173-3)	93.866	Aging Research	66,728	-
Health and Human Services, Department of	Pass-Through	University of Pittsburgh	0058745 (131435-1)	93.866	Aging Research	9,333	-
Health and Human Services, Department of	Pass-Through	University of Pittsburgh	CNVA00047610 (132499-3)	93.866	Aging Research	12,963	-
Health and Human Services, Department of	Pass-Through	University of Southern California	68597182	93.866	Aging Research	30,542	-
Health and Human Services, Department of	Pass-Through	University of Southern California	84432482	93.866	Aging Research	39,732	-
Health and Human Services, Department of	Pass-Through	University of Southern California	94683653	93.866	Aging Research	226,633	-
Health and Human Services, Department of	Pass-Through	University of Southern California	97307437	93.866	Aging Research	39,531	-
Health and Human Services, Department of	Pass-Through	University of Southern California	100995188	93.866	Aging Research	20,753	-
Health and Human Services, Department of	Pass-Through	University of Southern California	105622532	93.866	Aging Research	45,201	-
Health and Human Services, Department of	Pass-Through	University of Southern California	105622532	93.866	Aging Research	7,181	-
Health and Human Services, Department of	Pass-Through	University of Southern California	107774911	93.866	Aging Research	47,398	-
Health and Human Services, Department of	Pass-Through	University of Southern California	107936883	93.866	Aging Research	50,423	-
Health and Human Services, Department of	Pass-Through	University of Southern California	109990895	93.866	Aging Research	36,806	-
Health and Human Services, Department of	Pass-Through	University of Southern California	107774911 PO#50769513	93.866	Aging Research	42,687	-
Health and Human Services, Department of	Pass-Through	University of Southern California	157933 PO 10553983	93.866	Aging Research	(303)	-
Health and Human Services, Department of	Pass-Through	University of Southern Mississippi	USM-8006130-02	93.866	Aging Research	23,351	-
Health and Human Services, Department of	Pass-Through	University of Texas at Austin	UTA15-001096	93.866	Aging Research	134,333	-
Health and Human Services, Department of	Pass-Through	University of Texas at Austin	UTA18-00522	93.866	Aging Research	22,308	-
Health and Human Services, Department of	Pass-Through	University of Washington	UWSC9900	93.866	Aging Research	27,439	-
Health and Human Services, Department of	Pass-Through	University of Washington	UWSC9900	93.866	Aging Research	3,689	-
Health and Human Services, Department of	Pass-Through	University of Wisconsin	757K595	93.866	Aging Research	(1,145)	-
Health and Human Services, Department of	Pass-Through	University of Wisconsin	833K103	93.866	Aging Research	14,627	-
Health and Human Services, Department of	Pass-Through	Washington University in St. Louis	WU-14-207/PO# 2923238X	93.866	Aging Research	(33,097)	-
Health and Human Services, Department of	Pass-Through	Washington University in St. Louis	WU-15-138	93.866	Aging Research	81,045	-
Health and Human Services, Department of	Pass-Through	Washington University in St. Louis	WU-18-295-Mod 1	93.866	Aging Research	26,870	-
Health and Human Services, Department of	Pass-Through	Wayne State University	WSU17146	93.866	Aging Research	160,589	-
Health and Human Services, Department of	Pass-Through	Wayne State University	WSU18065	93.866	Aging Research	64,334	-
Health and Human Services, Department of	Pass-Through	Yale University	GR105475 (CON-80001681)	93.866	Aging Research	5,219	-
						\$ 65,887,479	\$ 9,735,085
Health and Human Services, Department of	Direct		1 K08 EY029362-01	93.867	Vision Research	127,011	-
Health and Human Services, Department of	Direct		1 R21 EY025719-02	93.867	Vision Research	19,881	-
Health and Human Services, Department of	Direct		1 R21 EY030363 01	93.867	Vision Research	19,277	-
Health and Human Services, Department of	Direct		2 R01 EY020823 06A1	93.867	Vision Research	273,215	-
Health and Human Services, Department of	Direct		5 K08 EY023982-05	93.867	Vision Research	112,046	-
Health and Human Services, Department of	Direct		5 K08 EY026654-03	93.867	Vision Research	287,312	-
Health and Human Services, Department of	Direct		5 K12 EY022299-05	93.867	Vision Research	(10,127)	-
Health and Human Services, Department of	Direct		5 K12 EY022299-07	93.867	Vision Research	298,789	-
Health and Human Services, Department of	Direct		5 K23 EY023596-05	93.867	Vision Research	120,019	-
Health and Human Services, Department of	Direct		5 K23 EY025320-04	93.867	Vision Research	257,455	-
Health and Human Services, Department of	Direct		5 K23 EY026985-04	93.867	Vision Research	271,642	-
Health and Human Services, Department of	Direct		5 K23 EY027848-03	93.867	Vision Research	209,357	-
Health and Human Services, Department of	Direct		5 K23EY027849 02	93.867	Vision Research	117,641	-
Health and Human Services, Department of	Direct		5 P30 EY007003-33	93.867	Vision Research	580,274	-
Health and Human Services, Department of	Direct		5 R00 EY025732-04	93.867	Vision Research	282,445	-
Health and Human Services, Department of	Direct		5 R01 EY007060-28	93.867	Vision Research	399,684	-
Health and Human Services, Department of	Direct		5 R01 EY008850-25	93.867	Vision Research	135,609	-
Health and Human Services, Department of	Direct		5 R01 EY008976-25	93.867	Vision Research	402,571	-
Health and Human Services, Department of	Direct		5 R01 EY012021-21	93.867	Vision Research	468,600	-
Health and Human Services, Department of	Direct		5 R01 EY014126-16	93.867	Vision Research	476,431	-
Health and Human Services, Department of	Direct		5 R01 EY018132-12	93.867	Vision Research	394,536	-
Health and Human Services, Department of	Direct		5 R01 EY020582-09	93.867	Vision Research	562,457	34,020
Health and Human Services, Department of	Direct		5 R01 EY023660-05	93.867	Vision Research	118,456	-
Health and Human Services, Department of	Direct		5 R01 EY024996-03	93.867	Vision Research	256,255	-
Health and Human Services, Department of	Direct		5 R01 EY026641-04	93.867	Vision Research	553,871	241,933
Health and Human Services, Department of	Direct		5 R01 EY027310-03	93.867	Vision Research	290,239	-
Health and Human Services, Department of	Direct		5 R01 EY028350-02	93.867	Vision Research	390,281	-
Health and Human Services, Department of	Direct		5 R01 EY029159-02	93.867	Vision Research	364,913	-
Health and Human Services, Department of	Direct		5 R01 EY029349-02	93.867	Vision Research	342,499	-
Health and Human Services, Department of	Direct		5 R01 RY020895-08	93.867	Vision Research	500,365	-
Health and Human Services, Department of	Direct		5 R21 EY028997-02	93.867	Vision Research	155,052	-
Health and Human Services, Department of	Direct		5 R21 EY029452-02	93.867	Vision Research	133,038	-
Health and Human Services, Department of	Direct		5-K08 -EY- 027458 - 02	93.867	Vision Research	183,838	-
Health and Human Services, Department of	Direct		7 R01 EY022931-05	93.867	Vision Research	906,711	355,335

University of Michigan  
Schedule of Expenditures of Federal Awards  
For the Year Ended June 30, 2019

Cluster Title/Federal Grantor/Program	Type	Pass-Through Grantor	Award Identifier	CFDA Number	CFDA Program Title	Federal Expenditures	Pass-Through
Health and Human Services, Department of	Direct		T32 EY013934	93.867	Vision Research	114,680	-
Health and Human Services, Department of	Direct		T32 EY013934	93.867	Vision Research	(2,917)	-
Health and Human Services, Department of	Pass-Through	Case Western Reserve University	RES509735	93.867	Vision Research	76,320	-
Health and Human Services, Department of	Pass-Through	Columbia University	1 (GG008092-01)	93.867	Vision Research	5,086	-
Health and Human Services, Department of	Pass-Through	Jaeb Center for Health Research (JCHR)	Addendum to Agreement for U10E	93.867	Vision Research	25,034	-
Health and Human Services, Department of	Pass-Through	Massachusetts Eye and Ear	2300142-07 Subcontracts	93.867	Vision Research	22,492	-
Health and Human Services, Department of	Pass-Through	Michigan State University	RC107343UM	93.867	Vision Research	36,714	-
Health and Human Services, Department of	Pass-Through	University of California - Irvine	2019-1212	93.867	Vision Research	82,634	-
Health and Human Services, Department of	Pass-Through	University of Kansas	FY2019-038	93.867	Vision Research	181,808	-
Health and Human Services, Department of	Pass-Through	Washington University in St. Louis	WU-16-117	93.867	Vision Research	3,718	-
Health and Human Services, Department of	Pass-Through	Washington University in St. Louis	WU-16-117-MOD-5	93.867	Vision Research	2,060	-
Health and Human Services, Department of	Pass-Through	Wayne State University	WSU17063	93.867	Vision Research	29,995	-
						\$ 10,579,267	\$ 631,288
Health and Human Services, Department of	Direct		1 K01 LM012739-01A1	93.879	Medical Library Assistance	104,013	-
Health and Human Services, Department of	Direct		5 K01 LM012528-03	93.879	Medical Library Assistance	162,829	-
Health and Human Services, Department of	Pass-Through	Indiana University	IN4687289UM	93.879	Medical Library Assistance	103,370	-
Health and Human Services, Department of	Pass-Through	Medstar Health Research Institute, Inc.	GM005924	93.879	Medical Library Assistance	8,295	-
Health and Human Services, Department of	Pass-Through	The University of Texas Health Science Center at Houston	0010479A	93.879	Medical Library Assistance	62,690	-
Health and Human Services, Department of	Pass-Through	University of Pennsylvania	572635	93.879	Medical Library Assistance	39,133	-
Health and Human Services, Department of	Pass-Through	Weill Cornell Medical College of Cornell University	182509	93.879	Medical Library Assistance	25,138	-
						\$ 505,468	\$ -
Health and Human Services, Department of	Pass-Through	University of Texas Health Science Center at San Antonio	164875/164873	93.884	Grants for Primary Care Training and Enhancement	7,117	-
Health and Human Services, Department of	Pass-Through	Michigan, State of, Health and Human Services, Department of	E20171181-002	93.889	National Bioterrorism Hospital Preparedness Program Cooperative Agreements to Support Comprehensive School Health Programs to Prevent the Spread of HIV and Other Important Health Problems	(4,023)	-
						\$ 34,877	\$ -
Health and Human Services, Department of	Direct		5 F30 CA221011-03	93.938	HIV Demonstration, Research, Public and Professional Education Projects	153,253	-
Health and Human Services, Department of	Pass-Through	Emory University	A031305	93.941	HIV Demonstration, Research, Public and Professional Education Projects	67,976	-
Health and Human Services, Department of	Pass-Through	Emory University	A035402	93.941	HIV Demonstration, Research, Public and Professional Education Projects	59,591	-
Health and Human Services, Department of	Pass-Through	Emory University	T727372	93.941	HIV Demonstration, Research, Public and Professional Education Projects	23,834	-
						\$ 304,654	\$ -
Health and Human Services, Department of	Direct		4 D43 TW009310-05	93.989	International Research and Research Training	136,837	65,341
Health and Human Services, Department of	Direct		5 D43 TW009883-05	93.989	International Research and Research Training	157,908	56,507
Health and Human Services, Department of	Direct		5 U2 RTW010110-05	93.989	International Research and Research Training	264,934	-
Health and Human Services, Department of	Pass-Through	Columbia University	3(GG009218)/G012910	93.989	International Research and Research Training	32,660	-
Health and Human Services, Department of	Pass-Through	Michigan State University	RC108046UM	93.989	International Research and Research Training	44,983	-
Health and Human Services, Department of	Pass-Through	University of Washington	UWSC9899	93.989	International Research and Research Training	130,080	-
Health and Human Services, Department of	Pass-Through	University of Washington	UWSC9905	93.989	International Research and Research Training	12,753	-
Health and Human Services, Department of	Pass-Through	University of Washington	UWSC9906	93.989	International Research and Research Training	1,872	-
						\$ 782,027	\$ 121,848
					Total Health and Human Services, Department of	\$ 654,454,814	\$ 66,465,872
Corporation for National and Community Service	Pass-Through	Northeast Michigan Community Service Agency, Inc (NEMCSA)	Grant Award	94.021	Volunteer Generation Fund	7,065	-
Corporation for National and Community Service	Direct		17REHM001	94.026	National Service and Civic Engagement Research Competition	22,306	-
					Total Corporation for National and Community Service	\$ 29,371	\$ -
Social Security Administration	Pass-Through	Boston College	5107171-S1	96.002	Social Security Retirement Insurance	1,139	-
Social Security Administration	Direct		2 RRC08098401-10-00	96.007	Social Security Research and Demonstration	1,053,528	537,342
Social Security Administration	Direct		5 RDR18000002-02-00	96.007	Social Security Research and Demonstration	514,420	-
Social Security Administration	Pass-Through	University of Wisconsin	862K396	96.007	Social Security Research and Demonstration	37,314	-
					Total Social Security Administration	\$ 1,605,262	\$ 537,342
						\$ 1,606,401	\$ 537,342
Homeland Security, Department of	Direct		D15PC00302	97.RD		(20,544)	14,771
Homeland Security, Department of	Pass-Through	Adventium Labs	1048-UMI-UMI CLIN 0030	97.RD		25,371	-
Homeland Security, Department of	Pass-Through	Innovision LLC	Research Agreement	97.RD		3,131	-
Homeland Security, Department of	Pass-Through	National Strategic Research Institute	HSHQDC-13-C-B0036/001	97.RD		(1,553)	-
Homeland Security, Department of	Pass-Through	Radiation Monitoring Devices, Inc.	C19-14	97.RD		186,943	-
Homeland Security, Department of	Pass-Through	Radiation Monitoring Devices, Inc.	HSHQDN16-C-00024/RMD Contract	97.RD		(30)	-
						\$ 193,318	\$ 14,771
Homeland Security, Department of	Pass-Through	Michigan, State of, State Police	PDMC-PL-05-MI-2015-002	97.047	Pre-Disaster Mitigation Homeland Security Research, Development, Testing, Evaluation, and Demonstration of Technologies Related to Nuclear Threat Detection	123,229	-
Homeland Security, Department of	Direct		15DNAR00015-05-00	97.077	Homeland Security Research, Development, Testing, Evaluation, and Demonstration of Technologies Related to Nuclear Threat Detection	299,950	-
Homeland Security, Department of	Direct		16DNAR00022-03-00	97.077	Homeland Security Research, Development, Testing, Evaluation, and Demonstration of Technologies Related to Nuclear Threat Detection	68,788	-
Homeland Security, Department of	Direct		18DNAR00023-01-00	97.077	Homeland Security Research, Development, Testing, Evaluation, and Demonstration of Technologies Related to Nuclear Threat Detection		

University of Michigan  
Schedule of Expenditures of Federal Awards  
For the Year Ended June 30, 2019

Cluster Title/Federal Grantor/Program	Type	Pass-Through Grantor	Award Identifier	CFDA Number	CFDA Program Title	Federal Expenditures	Pass-Through
Homeland Security, Department of	Pass-Through	Georgia Technology Research Corporation	AWD-100703-G1	97.077	Homeland Security Research, Development, Testing, Evaluation, and Demonstration of Technologies Related to Nuclear Threat Detection	89,740	-
Homeland Security, Department of	Pass-Through	Pennsylvania State University	5427-UM-USDHS-7803	97.077	Homeland Security Research, Development, Testing, Evaluation, and Demonstration of Technologies Related to Nuclear Threat Detection	124,728	-
			Total Homeland Security, Department of			\$ 706,435	\$ -
						\$ 940,651	\$ 14,771
United States Agency for International Development	Pass-Through	Georgia Institute of Technology	RH089-S1	98.RD		\$ 87,652	\$ -
United States Agency for International Development	Pass-Through	International Foundation for Electoral Systems (IFES)	S-18-090	98.RD		13,148	-
United States Agency for International Development	Pass-Through	Navrongo Health Research Centre	Navrongo Payment Form	98.RD		4,843	-
United States Agency for International Development	Pass-Through	Oregon State University	RD011G-B	98.RD		(6)	-
						\$ 105,637	\$ -
United States Agency for International Development	Direct		AID-641-14-00008	98.001	USAID Foreign Assistance for Programs Overseas	\$ (5,585)	\$ -
United States Agency for International Development	Direct		AID-OAA-A-15-00075	98.001	USAID Foreign Assistance for Programs Overseas	268,288	200,789
United States Agency for International Development	Pass-Through	University of California - Davis	201121454-28	98.001	USAID Foreign Assistance for Programs Overseas	181,885	-
United States Agency for International Development	Pass-Through	University of California - Davis	201700999-01	98.001	USAID Foreign Assistance for Programs Overseas	127,088	-
			Total United States Agency for International Development			\$ 571,676	\$ 200,789
						\$ 677,313	\$ 200,789
Consumer Financial Protection Bureau	Direct		IPA - New Agreement	99.RD		\$ 1,550	\$ -
			Total Consumer Financial Protection Bureau			\$ 1,550	\$ -
Director of National Intelligence, Office of the	Direct		2017-17012600004/CLIN 0001	99.RD		\$ 220,845	\$ -
Director of National Intelligence, Office of the	Direct		2018-18020600001/CLIN 0001	99.RD		266,824	-
Director of National Intelligence, Office of the	Direct		2018-18032000001/CLIN 0001	99.RD		264,605	-
Director of National Intelligence, Office of the	Pass-Through	Duke University	Subaward 313-0640	99.RD		50,692	-
Director of National Intelligence, Office of the	Pass-Through	SRI International	Subcontract No. PO18259	99.RD		247,063	-
			Total Director of National Intelligence, Office of the			\$ 1,050,029	\$ -
President, Executive Office of the	Pass-Through	Washtenaw, County of	PO# 20181183	99.RD		\$ 110,000	\$ -
President, Executive Office of the	Pass-Through	Washtenaw, County of	PO#20181378	99.RD		74,589	-
			Total President, Executive Office of the			\$ 184,589	\$ -
			<b>Total research and development cluster</b>			<b>\$ 953,428,952</b>	<b>\$ 99,361,600</b>
<b>OTHER PROGRAMS</b>							
Defense, Department of	Direct		W81XWH-15-1-0661	12.400	Military Construction, National Guard	\$ 141,428	\$ 101,752
			Total Defense, Department of			\$ 141,428	\$ 101,752
Interior, Department of the	Direct		L13AC00158	15.231	Fish, Wildlife and Plant Conservation Resource Management	\$ (1,707)	\$ -
			Total Interior, Department of the			\$ (1,707)	\$ -
National Endowment for the Humanities	Pass-Through	Michigan Humanities Council	HU069-18	45.129	Promotion of the Humanities Federal/State Partnership	\$ 370	\$ -
			Total National Endowment for the Humanities			\$ 370	\$ -
Education, Department of	Pass-Through	Michigan, State of, Education, Department of	170290-004	84.367	Supporting Effective Instruction State Grants (formerly Improving Teacher Quality State Grants)	\$ 117,773	\$ 19,867
Education, Department of	Pass-Through	National Writing Project	00-MI03-SEED2017-HNEval	84.367	Supporting Effective Instruction State Grants (formerly Improving Teacher Quality State Grants)	1,585	-
Education, Department of	Pass-Through	National Writing Project	00-MI03-SEED2017-ILI	84.367	Supporting Effective Instruction State Grants (formerly Improving Teacher Quality State Grants)	(874)	-
			Total Education, Department of			\$ 118,484	\$ 19,867
Health and Human Services, Department of	Pass-Through	Michigan, State of, Health and Human Services, Department of	E20192403-001 / Q	93.268	Immunization Cooperative Agreements	\$ 22,721	\$ -
Health and Human Services, Department of	Pass-Through	Genesee Intermediate School District	05HP000104-01-00	93.600	Head Start	\$ 397,236	\$ -
Health and Human Services, Department of	Pass-Through	Wayne State University	90YR0092	93.600	Head Start	44,397	-
Health and Human Services, Department of	Pass-Through	Wayne State University	WSU17120	93.600	Head Start	28,199	-
						\$ 469,832	\$ -
Health and Human Services, Department of	Pass-Through	Michigan, State of, Health and Human Services, Department of	180000002065	93.767	Children's Health Insurance Program	\$ 6,410	\$ -
Health and Human Services, Department of	Pass-Through	Michigan, State of, Health and Human Services, Department of	190000001755	93.767	Children's Health Insurance Program	692	-
						\$ 7,102	\$ -
Health and Human Services, Department of	Pass-Through	Michigan, State of, Health and Human Services, Department of	E20180243-002	93.917	HIV Care Formula Grants	\$ (37,208)	\$ -
Health and Human Services, Department of	Direct		5 H76HA00182-23-00	93.918	Grants to Provide Outpatient Early Intervention Services with Respect to HIV Disease	\$ 559,542	\$ -
Health and Human Services, Department of	Pass-Through	Michigan, State of, Health and Human Services, Department of	E20180570-001	93.958	Block Grants for Community Mental Health Services	\$ 122,665	\$ -
Health and Human Services, Department of	Pass-Through	Michigan, State of, Health and Human Services, Department of	E20192538-002	93.958	Block Grants for Community Mental Health Services	113,964	-
						\$ 236,629	\$ -
Health and Human Services, Department of	Direct		5 R21 CA215968-02	93.959	Block Grants for Prevention and Treatment of Substance Abuse	\$ 163,385	\$ 92
Health and Human Services, Department of	Pass-Through	Community Mental Health Partnership of Southeast Michigan	Agreement	93.959	Block Grants for Prevention and Treatment of Substance Abuse	16,825	-
Health and Human Services, Department of	Pass-Through	Community Mental Health Partnership of Southeast Michigan	CMHPSM Contract #2900	93.959	Block Grants for Prevention and Treatment of Substance Abuse	16,641	-



University of Michigan  
Schedule of Expenditures of Federal Awards  
For the Year Ended June 30, 2019

Cluster Title/Federal Grantor/Program	Type	Pass-Through Grantor	Award Identifier	CFDA Number	CFDA Program Title	Federal Expenditures	Pass-Through
Health and Human Services, Department of	Pass-Through	Community Mental Health Partnership of Southeast Michigan	Contract# C19056	93.959	Block Grants for Prevention and Treatment of Substance Abuse	40,345	-
						<u>\$ 237,196</u>	<u>\$ 92</u>
Health and Human Services, Department of	Pass-Through	Michigan, State of, Health and Human Services, Department of	E20180450-00	93.994	Maternal and Child Health Services Block Grant to the States	\$ 5,041	-
Health and Human Services, Department of	Pass-Through	Michigan, State of, Health and Human Services, Department of	E20180500-00	93.994	Maternal and Child Health Services Block Grant to the States	5,659	-
Health and Human Services, Department of	Pass-Through	Michigan, State of, Health and Human Services, Department of	E20192511-00	93.994	Maternal and Child Health Services Block Grant to the States	12,154	-
						<u>\$ 22,854</u>	<u>\$ -</u>
			Total Health and Human Services, Department of			<u>\$ 1,518,668</u>	<u>\$ 92</u>
Corporation for National and Community Service	Pass-Through	Public Allies	14ESHMI0010004	94.006	AmeriCorps	\$ (30,435)	-
Corporation for National and Community Service	Pass-Through	Public Allies	18EDHWI0010008	94.006	AmeriCorps	464,089	-
Corporation for National and Community Service	Pass-Through	Public Allies	OP022-94.006-17-PADT	94.006	AmeriCorps	60,118	-
Corporation for National and Community Service	Pass-Through	Public Allies	OP022-94.006-18-PADT-SC	94.006	AmeriCorps	22,278	-
Corporation for National and Community Service	Pass-Through	Public Allies	OP022-94.006-19-PADT - SC	94.006	AmeriCorps	82,526	-
			Total Corporation for National and Community Service			<u>\$ 598,576</u>	<u>\$ -</u>
			<b>Total other programs</b>			<u>\$ 2,375,819</u>	<u>\$ 121,711</u>
			<b>Total federal expenditures</b>			<u>\$ 1,392,858,954</u>	<u>\$ 99,476,918</u>

**University of Michigan**  
**Notes to Schedule of Expenditures of Federal Awards**  
**For the Year Ended June 30, 2019**

---

**1. Summary of Significant Accounting Policies**

The accompanying Schedule of Expenditures of Federal Awards (the “SEFA”) includes all federal grant transactions of the University of Michigan (the “University”) recorded on the accrual basis of accounting. The information in the SEFA is presented in accordance with Title 2 U.S. *Code of Federal Regulations* Part 200, *Uniform Administrative Requirements, Cost Principles and Audit Requirements for Federal Awards* (the “Uniform Guidance”). As the SEFA presents only the federal award activity of the University, it is not intended to and does not present the net position, changes in net position and cash flows of the University.

Negative amounts presented in the SEFA represent adjustments, in the normal course of business, to expenditures reported in prior years. Complete CFDA numbers and pass-through numbers are provided on the SEFA when available.

**2. Indirect Costs**

The University applies its predetermined approved facilities and administrative rate when charging indirect costs to federal awards rather than the 10 percent de minimus cost rate as described in Section 200.414 of the Uniform Guidance. The indirect cost rates approved by the University’s cognizant agency (the Department of Health and Human Services) for organized research, instruction and other sponsored activities through June 30, 2020 are as follows:

	July 1, 2018 – <u>June 30, 2020</u>
On-campus organized research	56%
On-campus instruction	54%
On-campus sponsored activities	29%
Off-campus all programs	26%

**3. Federal Direct Loan Program**

Under the William D. Ford Federal Direct Loan Program, students and parents borrow funds directly from the federal government. The University is responsible for verifying student eligibility, electronically transmitting the loan records to the federal processor and distributing the loan funds directly to the student account or parent borrower. During the year ended June 30, 2019, the University's students and parents received the following amount of new loans under this program:

	<u>CFDA</u> <u>Number</u>	<u>Loans Issued</u>
Direct Student Loans:		
Undergraduate subsidized	84.268	\$ 52,666,164
Undergraduate unsubsidized	84.268	157,564,785
Graduate	84.268	4,926,197
Direct Parent Loans for Undergraduate Students	84.268	64,481,328
		<u>\$ 279,638,474</u>

**University of Michigan**  
**Notes to Schedule of Expenditures of Federal Awards**  
**For the Year Ended June 30, 2019**

---

**4. University-Administered Federal Loan Programs**

The federal loan programs listed below are administered directly by the University and outstanding balances related to these programs are included in the University's financial statements. The amount of loans outstanding at the beginning of the year, loans made during the year and the administrative cost allowance are included in the SEFA. The balance of loans outstanding at June 30, 2019 consists of:

	<b><u>CFDA</u></b>	<b><u>Outstanding</u></b>
	<b><u>Number</u></b>	<b><u>Balance at</u></b>
		<b><u>June 30, 2019</u></b>
Department of Education, Federal Perkins Program	84.038	<u>\$ 53,340,433</u>
Department of Health and Human Services:		
Nursing Faculty Loan Program	93.264	<u>4,015,134</u>
Health Professions Loan Program – Medicine/Primary Care	93.342	1,181,370
Health Professions Loan Program – Pharmacy	93.342	930,626
Health Professions Loan Program – Dentistry	93.342	<u>8,090,654</u>
		<u>10,202,650</u>
Nursing Student Loan – Baccalaureate	93.364	1,440,714
Nursing Student Loan – Graduate	93.364	<u>432,854</u>
		<u>1,873,568</u>
Disadvantaged Student Loan Program – Medicine/Primary Care	93.925	4,404,174
Disadvantaged Student Loan Program – Pharmacy	93.925	142,576
Disadvantaged Student Loan Program – Dentistry	93.925	<u>174,041</u>
		<u>4,720,791</u>
Total University administered federal loans outstanding		<u>\$ 74,152,576</u>



**Report of Independent Auditors on Internal Control Over Financial Reporting and on Compliance and Other Matters Based on an Audit of Financial Statements Performed in Accordance with *Government Auditing Standards***

To the Regents of the University of Michigan

We have audited, in accordance with auditing standards generally accepted in the United States of America and the standards applicable to financial audits contained in *Government Auditing Standards* issued by the Comptroller General of the United States, the consolidated financial statements of the University of Michigan (the “University”), which comprise the consolidated statement of net position as of June 30, 2019, and the related consolidated statements of revenues, expenses and changes in net position and cash flows for the year then ended, and the related notes to the financial statements, and have issued our report thereon dated October 17, 2019.

**Internal Control Over Financial Reporting**

In planning and performing our audit of the financial statements, we considered the University’s internal control over financial reporting (“internal control”) to determine the audit procedures that are appropriate in the circumstances for the purpose of expressing our opinion on the financial statements, but not for the purpose of expressing an opinion on the effectiveness of the University’s internal control. Accordingly, we do not express an opinion on the effectiveness of the University’s internal control.

*A deficiency in internal control* exists when the design or operation of a control does not allow management or employees, in the normal course of performing their assigned functions, to prevent, or detect and correct, misstatements on a timely basis. *A material weakness* is a deficiency, or a combination of deficiencies, in internal control such that there is a reasonable possibility that a material misstatement of the entity’s financial statements will not be prevented, or detected and corrected on a timely basis. *A significant deficiency* is a deficiency, or a combination of deficiencies, in internal control that is less severe than a material weakness, yet important enough to merit attention by those charged with governance.



Our consideration of internal control was for the limited purpose described in the first paragraph of this section and was not designed to identify all deficiencies in internal control that might be material weaknesses or significant deficiencies. Given these limitations, during our audit we did not identify any deficiencies in internal control that we consider to be material weaknesses. However, material weaknesses may exist that have not been identified.

### **Compliance and Other Matters**

As part of obtaining reasonable assurance about whether the University's financial statements are free from material misstatement, we performed tests of its compliance with certain provisions of laws, regulations, contracts and grant agreements, noncompliance with which could have a direct and material effect on the determination of financial statement amounts. However, providing an opinion on compliance with those provisions was not an objective of our audit, and accordingly, we do not express such an opinion. The results of our tests disclosed no instances of noncompliance or other matters that are required to be reported under Government Auditing Standards.

### **Purpose of this Report**

The purpose of this report is solely to describe the scope of our testing of internal control and compliance and the results of that testing, and not to provide an opinion on the effectiveness of the entity's internal control or on compliance. This report is an integral part of an audit performed in accordance with *Government Auditing Standards* in considering the entity's internal control and compliance. Accordingly, this communication is not suitable for any other purpose.

*PricewaterhouseCoopers LLP*

October 17, 2019



**Report of Independent Auditors on Compliance with Requirements  
That Could Have a Direct and Material Effect on Each Major Program and on Internal  
Control Over Compliance in Accordance with the Uniform Guidance**

To the Regents of the University of Michigan:

**Report on Compliance for Each Major Federal Program**

We have audited the University of Michigan’s (the “University”) compliance with the types of compliance requirements described in the *OMB Compliance Supplement* that could have a direct and material effect on each of the University’s major federal programs for the year ended June 30, 2019. The University’s major federal programs are identified in the summary of auditor's results section of the accompanying schedule of findings and questioned costs.

***Management’s Responsibility***

Management is responsible for compliance with federal statutes, regulations and the terms and conditions of its federal awards applicable to its federal programs.

***Auditors’ Responsibility***

Our responsibility is to express an opinion on compliance for each of the University’s major federal programs based on our audit of the types of compliance requirements referred to above. We conducted our audit of compliance in accordance with auditing standards generally accepted in the United States of America; the standards applicable to financial audits contained in *Government Auditing Standards*, issued by the Comptroller General of the United States; and the audit requirements of Title 2 U.S. *Code of Federal Regulations* Part 200, *Uniform Administrative Requirements, Cost Principles, and Audit Requirements for Federal Awards* (the “Uniform Guidance”). Those standards and the Uniform Guidance require that we plan and perform the audit to obtain reasonable assurance about whether noncompliance with the types of compliance requirements referred to above that could have a direct and material effect on a major federal program occurred. An audit includes examining, on a test basis, evidence about the University’s compliance with those requirements and performing such other procedures as we considered necessary in the circumstances.

We believe that our audit provides a reasonable basis for our opinion on compliance for each major federal program. However, our audit does not provide a legal determination of the University’s compliance.



### ***Opinion on Each Major Federal Program***

In our opinion, the University of Michigan complied, in all material respects, with the types of compliance requirements referred to above that could have a direct and material effect on each of its major federal programs for the year ended June 30, 2019.

### ***Other Matter***

As indicated in Part I to the accompanying Schedule of Findings and Questioned Costs, we have audited the Student Financial Assistance cluster as a major program. Also, as indicated in the first paragraph of this report, we performed our audit of compliance using the compliance requirements contained in the OMB Compliance Supplement, including those contained in Part V 5.3, Compliance Requirement N, Special Tests and Provisions, Section 10 “Gramm-Leach-Bliley Act-Student Information Security.” This section includes three suggested audit procedures with respect to verification that the institution (1) designated an individual to coordinate the information security program, (2) performed a risk assessment that addresses the three required areas in 16 CFR 314.4(b), and (3) documented a safeguard for each risk identified. Our procedures in relation to these three items were limited to inquiry of and obtaining written representation from management and obtaining and reading management’s documentation related to these three items. Our procedures did not include an analysis of the adequacy or completeness of the risk assessment performed or the safeguards for each risk identified by management.

### **Report on Internal Control Over Compliance**

Management of the University is responsible for establishing and maintaining effective internal control over compliance with the types of compliance requirements referred to above. In planning and performing our audit of compliance, we considered the University’s internal control over compliance with the types of requirements that could have a direct and material effect on each major federal program to determine the auditing procedures that are appropriate in the circumstances for the purpose of expressing an opinion on compliance for each major federal program and to test and report on internal control over compliance in accordance with the Uniform Guidance, but not for the purpose of expressing an opinion on the effectiveness of internal control over compliance. Accordingly, we do not express an opinion on the effectiveness of the University's internal control over compliance.

*A deficiency in internal control over compliance* exists when the design or operation of a control over compliance does not allow management or employees, in the normal course of performing their assigned functions, to prevent, or detect and correct, noncompliance with a type of compliance requirement of a federal program on a timely basis. *A material weakness in internal control over compliance* is a deficiency, or combination of deficiencies, in internal control over compliance, such that there is a reasonable possibility that material noncompliance with a type of compliance requirement of a federal program will not be prevented, or detected and corrected, on a timely basis. *A significant deficiency in internal control over compliance* is a deficiency, or a combination of



deficiencies, in internal control over compliance with a type of compliance requirement of a federal program that is less severe than a material weakness in internal control over compliance, yet important enough to merit attention by those charged with governance.

Our consideration of internal control over compliance was for the limited purpose described in the first paragraph of this section and was not designed to identify all deficiencies in internal control over compliance that might be material weaknesses or significant deficiencies. We did not identify any deficiencies in internal control over compliance that we consider to be material weaknesses. However, material weaknesses may exist that have not been identified.

The purpose of this report on internal control over compliance is solely to describe the scope of our testing of internal control over compliance and the results of that testing based on the requirements of the Uniform Guidance. Accordingly, this report is not suitable for any other purpose.

*PricewaterhouseCoopers LLP*

February 6, 2020



**University of Michigan**  
**Schedule of Findings and Questioned Costs**  
**For the Year Ended June 30, 2019**

---

**Section I – Summary of Auditors’ Results**

**Financial Statements**

Type of auditor’s report issued:

Unmodified Opinion

Internal control over financial reporting:

- Material weakness(es) identified?  Yes  No
- Significant deficiency(ies) identified not considered to be material weaknesses?  Yes  None reported
- Noncompliance material to financial statements noted?  Yes  No

**Federal Awards**

Internal control over major programs:

- Material weakness(es) identified?  Yes  No
- Significant deficiency(ies) identified not considered to be material weakness(es)?  Yes  None reported

Type of auditor’s report issued on compliance for major programs:

Unmodified Opinion

Any audit findings disclosed that are required to be reported in accordance with 2 CFR 200.516(a)?

Yes  No

Identification of major programs:

CFDA Number(s)  
 Various

Name of Federal Program or Cluster  
 Student Financial Assistance Cluster

Dollar threshold used to distinguish between Type A and Type B programs:

\$4,178,577

Auditee qualified as low-risk auditee?

Yes  No

**Section II – Financial Statement Findings**

None.

**University of Michigan**  
**Schedule of Findings and Questioned Costs**  
**For the Year Ended June 30, 2019**

---

**Section III – Federal Award Findings and Questioned Costs**

None.

**University of Michigan**  
**Summary Schedule of Prior Year Findings**  
**For the Year Ended June 30, 2019**

---

**Finding 2018-001 – Enrollment Reporting**

**Cluster:** Student Financial Assistance

**Grantor(s):** Department of Education

**Award(s):** Federal Direct Student Loans, 84.268, Parent PLUS Loans, 84.268 and Federal Pell Grant, 84.063, academic year 2017-18

**Summary:** When testing enrollment status changes, (graduated, full time, half time, or withdrawn) four of 40 students tested at the Dearborn campus were not properly reported to the National Student Loan Data System (“NSLDS”) within the appropriate window of time during the 2017-18 academic year.

When the University submits enrollment records to the National Student Clearinghouse (“NSC”), the NSC’s system records a “G” status for recent graduates and reports this change to the NSLDS and student loan servicing organizations. However, if the graduation information uploaded for a student does not match the NSC’s existing records, the “G” status will not be applied, and the status change will not be communicated to the NSLDS or loan servicers. Due to program level reporting required for enrollment and degrees, NSC’s current DegreeVerify process cannot assign a “G” enrollment status to the student program record in certain situations, resulting in the need for manual updates to the NSC file prior to submission to the NSLDS. The “G” status was not applied to the four exceptions identified during testing, however, they were subsequently updated and reported 81 days late.

**Status:** As of October 2018, UM-Dearborn generates a graduates only enrollment file from its student information system for direct upload to the NSC. This process avoids any issues associated with the NSC’s existing DegreeVerify process and ensures the enrollment status is properly applied to the enrollment record, with the correct graduation date and degree program, within 60 days of the official graduation date.

**University of Michigan**  
**Summary Schedule of Prior Year Findings**  
**For the Year Ended June 30, 2019**

---

**Finding No. 2018-002 – Vendor Discounts (Significant Deficiency)**

**Cluster(s), Grantor(s), Award Name(s), Award Year(s), CDFR Number(s), Award Number(s):** Applies to awards in various clusters, except Student Financial Assistance. All such awards are identified with the finding in the Data Collection Form.

**Summary:** The University has a Strategic Supplier Program (the “Program”), of which the costs to the University to operate the Program have historically been offset by a Program fee paid by participating vendors, collected in the form of a discount applied to the charges on each invoice. The Program fee was not considered a discount for purposes of representations made in the University’s Form DS-2 Disclosure Statement and was not been passed on to federal agencies and pass through entities in determining reimbursement for direct costs associated with sponsored activities. From a sample of 60 direct costs tested in 2018, one selection related to equipment originally acquired in 2016 through the Program that was reclassified from University-owned equipment to federally-owned equipment within the same grant award in 2018, as the result of a data integrity review performed by the University. While this reclassification had no impact on direct costs charged to the award in 2018, it was noted that the 2016 purchase of equipment included a two percent discount of \$60 that was retained by the University and not passed on to the related federal award in 2016.

In connection with its internal review, the University evaluated Program purchases made during 2018, noting that discounts of \$316,281 were retained by the University and not passed on to federal agencies and pass through entities, which resulted in the University being reimbursed for amounts in excess of the related paid invoices.

In February 2019, the University notified its cognizant agency, the Department of Health and Human Services (“DHHS”), of this discrepancy with its DS-2 and advised that processes will be changed to ensure that, as of April 1, 2019, Program discounts will be applied to direct costs as listed on the vendor invoice for purposes of reimbursement for its federally sponsored activities. The University also notified DHHS, that the amount of Program fees retained for purchases made on federally funded projects which were not passed on to federal agencies and pass through entities totaled \$316,281 for fiscal 2018 and \$1,783,228 during the six-year period from fiscal 2013 through 2018.

**Status:** As of April 2019, Program fees are applied to direct costs as listed on the vendor invoice for purposes of reimbursement for federally sponsored activities. As directed by DHHS, the University also remitted payment to the Department of Treasury in May 2019 as full and final settlement of this matter.