

## Installing the HIV/AIDS Dental Services Report Database Utility (Web Download)

*Please do not hesitate to contact us if you encounter any technical issues while installing or operating the Utility. Most technical issues have simple solutions.*

### Minimum Requirements

Operating System: Windows XP with SP3 and higher. This Utility is not compatible with Macintosh operating systems.

Display: Super VGA (800 x 600) or higher resolution monitor with 256 colors.  
(Optimal display setting is 1024 x 768.)

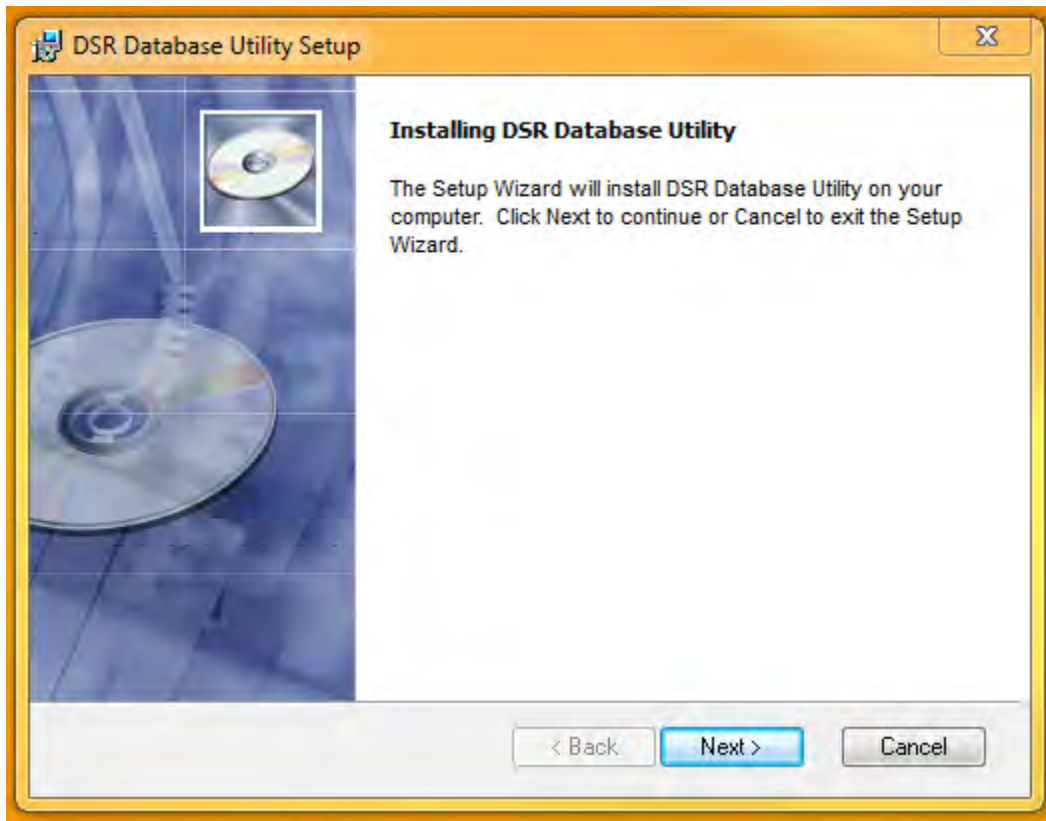
### Setup Instructions

1. Access the Data Reporting Requirements and Technical Assistance webpage at <https://hab.hrsa.gov/program-grants-management/data-reporting-requirements-and-technical-assistance>, and navigate to the Dental Services Report (DSR) section of the page.
2. In the Dental Services Report area, right click on the DSR Database Utility (Install DSR Database Utility.exe) link, and from the pull-down menu that appears, choose 'Save Target As...'
3. Save the installation file to your Windows desktop.

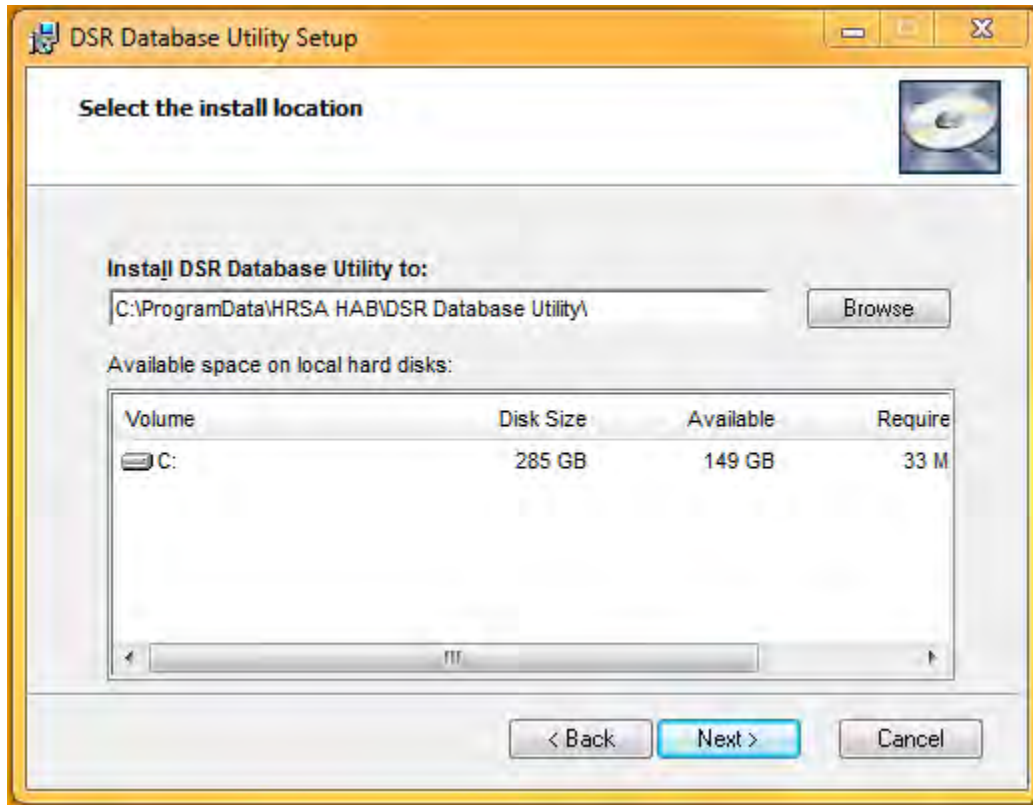
*To proceed with the installation, you will need appropriate permissions from your network administrator. If you do not have this, contact your network administrator to install the Database Utility.*

4. Double-click the DSR Database Utility setup icon on the desktop, then click 'Next.'


You will be taken through a series of installation steps (see screenshots).



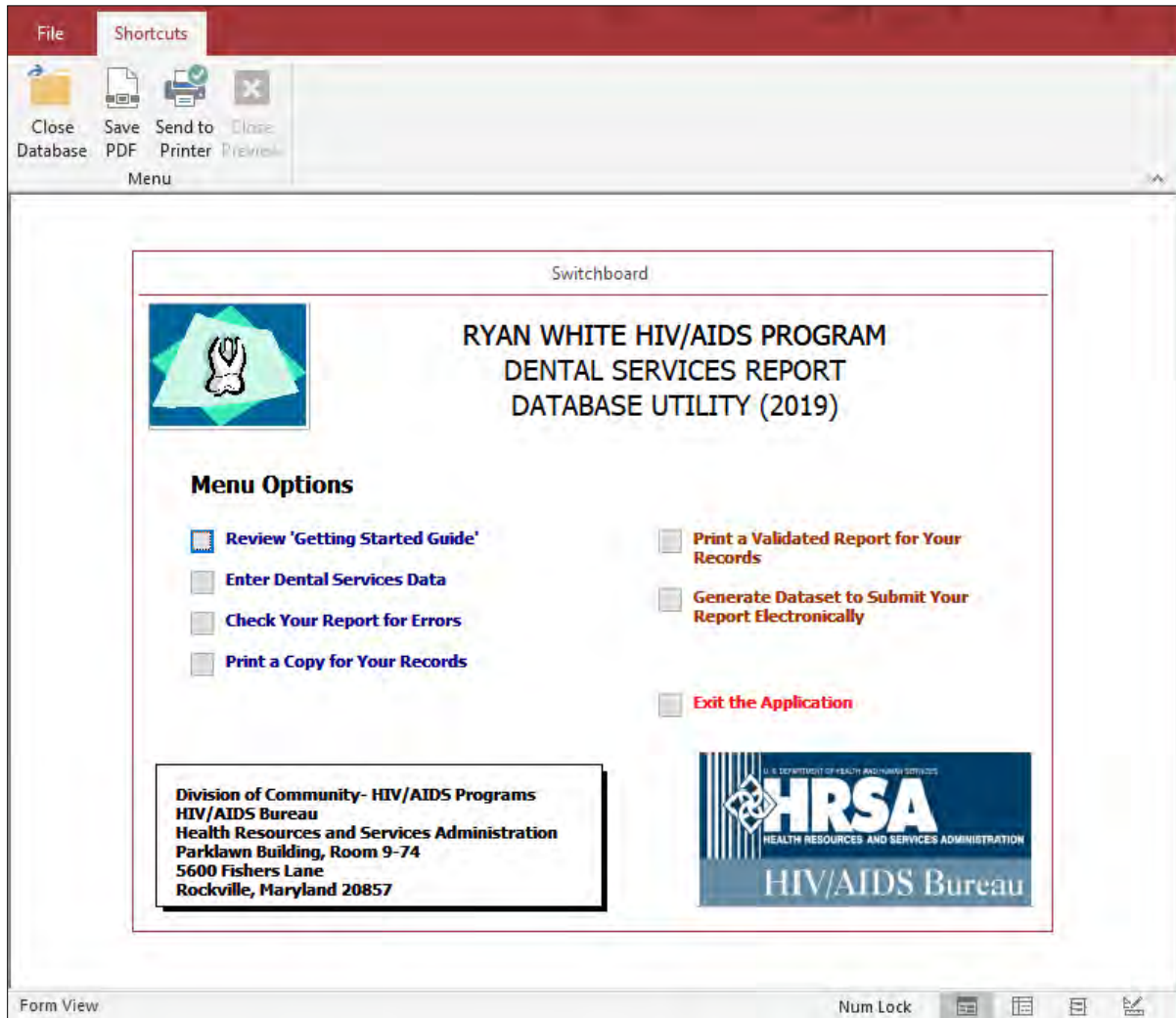
5. Select the install location. The default install location is C:\ProgramData\HRSA HAB\DSR Database Utility\. If you are installing the Utility in a separate location, click Browse to select the location on your desktop, and click 'Next.' Be sure to note the new location.



6. After the installation is complete, a shortcut (DSR Database Utility) appears on your desktop.



7. The Dental Services Report Database Utility is now installed. Double-click the Database Utility icon on your desktop to begin using the program.



Review the *Getting Started Guide* by clicking the top button on the main menu. You can also find the *DSR Getting Started Guide* under the Dental Services Report section of HAB's Data Reporting Requirements and Technical Assistance page at <https://hab.hrsa.gov/program-grants-management/data-reporting-requirements-and-technical-assistance>.

## **Getting Help**

Get help installing and using this application from the Ryan White Data Support help desk:

Toll-Free Help Line: 1-888-640-9356

Monday–Friday 10 am–6:30 pm Eastern Time

Email: [RyanWhiteDataSupport@wrma.com](mailto:RyanWhiteDataSupport@wrma.com)

Note: When calling the toll-free help line, please provide your institution name to the technical assistance specialist. When emailing a request, be sure to include your institution name and your position within the institution in the message text. Please note that Data Support is closed on all observed Federal public holidays.